

Mitchell County Fair

July 20-25, 2026

SEW IT, SHOW IT, GROW IT



Mitchell County Fair

Sew It, Show It, Grow It

Four Days of Fun-Filled Entertainment for the Whole Family!

The members of the Mitchell County Fair Board extend an invitation to you to exhibit your livestock, garden produce, baked and hand-made goods, and so much more in the Mitchell County Fair

July 20th—25th, 2026.

We hope everyone will come and support our County Fair, 4-H and FFA youth, and Open Class Exhibitors of our communities. Come be part of the fun!

On behalf of the Mitchell County Fair Board, we thank you for your continued support.

Follow the Mitchell County Fair Facebook page to receive additional details.

Contact the fair board at: mitchellcofairboard@yahoo.com | 785.534.2741

Doug Devore, **President**

Dan Emmot, **Vice President**

Melinda Latham, **Secretary/Treasurer**

Francis McCune

William Johnson

JR Staley

Kaleb Jones

Kyle Thompson

Kyler Vahle

Amanda Schwerman

Joey Nopens

Chris Elam

Josh Bell

Eric Hamel

Kaitlyn Nick

Amanda Solt

Jesse Spurgeon

Josh Hollerich

Julie Jones


KANSAS STATE
UNIVERSITY

Extension
Post Rock District



4-H is a program of K-State Extension.
For Information on the fair
or joining a club, Contact
Post Rock Extension District,
Beloit Office

DEVORE



AUTO BODY & COLLISION
785-534-1982

2026 Mitchell County Fair

Monday, July 20th

Beloit First Christian Church

- 9:00 a.m. Judging of 4-H Visual Arts, Judging of 4-H Foods
- 10:00 a.m. 4-H Bake Sale in the Church Lobby
- 1:00 p.m. Judging of Clothing Construction & Fiber Arts, Judging of Fashion Revue Construction and Buymanship

Tuesday, July 21st

- 9:00 a.m. Horse Show
- 6:00 p.m. - 8:00 pm Livestock Check In
- 4-H Beef Carcass evaluation via Ultrasound- TBD

Wednesday, July 22nd

- 8:30 a.m. 4-H can enter any exhibits in the 4-H Building
- 9:30 a.m. Judging of 4-H Photography
- 10:00 a.m. Judging of Horticulture, Flowers, & Crops
- 6:00 p.m. Beef Show
- 6:00– 8:00 p.m. Open Class Entries Check In (New Building)

Thursday, July 23rd

- 7:30-8:00 a.m. Enter Rabbits and Poultry and Vet Check
- 8:00-9:00 a.m. Enter all remaining 4-H exhibits to be judged
- 8:00-10:00 a.m. Open Class Entries Check In (New Building)
- 8:00 a.m. Judging of 4-H Rabbits & Poultry / Pet Show following
- 9:00 a.m. Judging of 4-H Space tech, 4-H Woodworking, Electric, Welding, Ag Mechanics, Entomology & Geology, and STEM, & Building Block Construction
- 9:30 a.m. Judging of 4-H Posters, Notebooks, Banners, & Food Displays
- 10:00 a.m. Judging Bucket Calf

(Thursday P.M.)

- 1:00. p.m. Judging of Open Class Arts & Crafts, Foods, Flowers, Photography, Clothing & Quilts, and Judging of Open Class Garden
- 6:00 p.m. Laser Tag/Bounce House Opens
- 6:00 p.m. Free Stage Entertainment (TBD)
- 7:00 p.m. Kansas Antique Racers—Grandstands
7:00 p.m. Free Stage Entertainment (TBD)

Friday, July 24th

- 9:00 a.m. Judging of 4-H Swine 30 Min After the Swine Judging 4-H Sheep & Goats
- 5:30 p.m. Kids Money Scramble—Hog Arena
- 5:00 p.m.-8:00 p.m. Beloit FFA Cow Pie Bingo tickets available
- 5:30 p.m. 4-H Style Revue (Entertainment stage)
- 6:00 p.m. Enduro Cruiser Races & Demolition Derby
- 6:00 p.m. Laser Tag/Bounce Houses Opens
- 6:00- 8:00p.m. Beloit FFA Hayrack Rides
- 6:00-10:00p.m. Free Stage Entertainment (TBD)

Saturday, July 25th

- 8:00 a.m. Round Robin
- 11:30 a.m. Register for Kids Pedal Tractor Pull
12:00 p.m. Kids Pedal Tractor Pull - Qualify for State Fair
- 5:00 p.m. 4-H & FFA Livestock Premium Sale
- 6:00 p.m. IMCA Style Races and Trailer Races
- 6:00 p.m. Laser Tag/Bounce Houses Opens
- 6:00-10:00 p.m. Free Stage Entertainment (TBD)

Sunday, July 26th

- 8:00 a.m. 12:00 p.m. Check Out Exhibits & Clean Up

Open Class— If you are unable to pick up your exhibits at this time, please make a make arrangement with a Fair Board Member

ANTIQUE TRACTOR SHOW | 3 DAY DISPLAY

To Participate, or if you have any Questions, Contact Doug Devore (785)534-2741

THURSDAY JULY 23rd

Bounce Houses & Laser Tag

Opens 6:00 pm – 10:00 pm

Beer Garden

Opens 6:00 pm

**Kansas Antique Racers &
Jayhusker Races**

Pit Opens 4 pm

Gates Open 6 pm

FRIDAY JULY 24th

Beer Garden

Opens 6:00 pm

Bounce Houses & Laser Tag

Opens 6:00pm— 10:00 pm

IMCA RACES

Pit Opens 4 pm

Gates Open 6 pm

SATURDAY JULY 25th

KIDS PEDAL PULL

Registration 11:30 am

Pull Starts 12:00 pm

**9 Classes, Ages 4-12 | No Entry Fee
or Admission**

**This is a qualifying event for the
Kansas State Fair
in September.**

Thank you to our Pedal Pull Sponsors

Enduro Cruiser Races

Demolition Derby

Trailer Races

&

Grain Truck Races

Pit Opens 4 pm

Gates Open 6 pm

Beer Garden

Opens 6:00pm

Bounce Houses &

Laser Tag

Opens 6:00pm— 10:00 pm



Winkel Manufacturing

Right At Home On The Range!

Mitchell County Fair Rules and Regulations

General

- Competition for premiums are open to residents of Mitchell County and adjoining counties
- For each open class entry, enter into a cash prize drawing
- Premiums for open class will be paid at check out on Sunday
- All possible care shall be taken of the stock or articles for exhibition or otherwise brought upon the grounds, the Fair Association will not be responsible for any loss, injury, or damage that may occur
- All Exhibits at the fairgrounds will be released Sunday from 8am – 11:30am.
- In case of inclement weather, the program may be changed
- Any persons misrepresenting the entry of an animal or article will forfeit the premium and will be excluded from competition
- All buildings will be open from 8am – 10pm, unless otherwise noted
- Any exhibitor, who is found to have tampered with any exhibit or inhumanely abuses an animal, will be banned from fair participation and must forfeit any premium, ribbon or prizes won
- Warning: under Kansas law, there is no liability for an injury to or the death of participant in domestic animal activities resulting from the inherent risks of domestic animal activity. K.S.A. 60-4001 through 60-4004.

Open Class Non – Livestock Exhibits

- Non – Livestock entries do not need to be pre-entered; entry cards are available at the extension office and will be available at check in
- Check in for open class entries will be Wednesday, July 22nd from 6-8pm or Thursday, July 23rd from 8-10am

Open Class, 4-H, FFA Livestock

- **All livestock must be pre-entered and must have paid pen rent, \$1.00/head, at the Post Rock District—Beloit office by July 2nd (ear tag numbers/tattoos must be declared)**
- **All Livestock exhibits must be checked in at the fair Tuesday, July 21st between 6-8pm, except poultry and rabbits, they are checked in Thursday, July 23rd at 7:30 –8:00 am**
- Animals with ringworm, warts, or mange are not to be shown and may be sent home
- Exhibitors are required to keep their stalls open from 10am until one hour after the close of grandstand entertainment
- Animals entered for exhibition will be subject to inspection of competent veterinarian See Animal Department Health Rules
- Keeping stalls and pens clean is the responsibility of the exhibitor. Failure to comply with this may result in withdrawal of premiums
- No drugs of any kind will be administered to animals on the fairgrounds without the approval and observation by a veterinarian, if given withdrawal times must be followed
- No straw will be provided, each exhibitor will provide their own. There will be a designated waste area
- All animals must be owned and verified with the Extension Office by July 2nd.
- All market animals must be identified with a 4-H ear tag, Breeding animals must have a form of ID and/or proof of ownership
- 4-H exhibitors MUST show their own animal for showmanship, which has also been shown in its respective confirmation class. NO EXCEPTIONS

Animal Health Requirements

These apply to all animals, open, FFA, & 4-H Classes, entered in the fair.

GENERAL REQUIREMENTS (All Animals)

- It is recommended that all animals be subject to examination by the exhibition staff or their representatives and shall be free of clinical signs of infectious or contagious disease.
- It is recommended that animals determined by exhibition staff to have not met listed requirements and recommendations will not be permitted to exhibit.
- **Certificate Of Veterinary Inspection (Health Certificate)**
 - **Kansas Origin Livestock** – Certificate of Veterinary Inspection is not required by Kansas Department of Agriculture – Division of Animal Health (KDA-DAH) but can be required at the discretion of each exhibition event.
 - **Livestock Originating From Other States**- All Livestock originating outside of Kansas must meet Kansas Import requirements and must have a valid Certificate of Veterinary Inspection.

CATTLE (BEEF, DAIRY) AND BISON

- All cattle and bison must meet the General Requirements.
- It is recommended that cattle determined by exhibition staff to have lesions of ringworm, warts or infested with mange will not be permitted to exhibit.
- **Cattle Originating From Other States**
 - All cattle must have official ID, and ID must be individually listed on the accompanying CVI.
 - All dairy cattle require an import permit.
 - All lactating dairy cattle must have negative HPAI milk test within 7 days of movement.

GOATS

- In addition to the General Requirements, all goats must be:
 - Identified with a registered tattoo or an official USDA premises ID tag (Scrapie tag.) Goats identified with registration tattoos must have legible tattoos and must have registration papers for these animals available for inspection.
 - It is recommended that all goats are free of any signs of sore mouth and clinical signs of active fungal (ringworm) infection.
- **Goats Originating From Other States**
 - All goats must have official ID, and ID must be individually listed on the accompanying CVI.

HORSES

- All horses must meet the General Requirements.
- **Kansas Origin Horses** – A valid VS Form 10-11 showing evidence of a negative Equine Infectious Anemia (Coggins) test conducted by a state-approved laboratory within 12 months prior to exhibition is required by KDA-DAH. Foals six months of age and younger, accompanying their EIA-negative dams, are exempt from EIA test requirements.
- **Horses Originating from Other States** must be accompanied by a valid VS Form 10-11 showing evidence of a negative Equine Infectious Anemia (Coggins) test conducted by a state-approved laboratory within 12 months prior to entry into Kansas. Foals six months of age and younger, accompanying their EIA-negative dams, are exempt from EIA test requirements.

POULTRY

- All poultry must meet the General Requirements.
- **Kansas Origin Poultry**
Kansas continues its designation as a Pullorum-Typhoid (P-T) Clean state.
All poultry (except waterfowl) are required to show proof of being P-T clean by one of the following:
 - Originate from a certified U.S. Pullorum-Typhoid clean flock
 - Test negative at check-in of the county fair when the county has been designated by KDA-DAH for surveillance. Routine surveillance testing will be performed for each county fair a minimum of once every 5 years.
- **Poultry Originating From Other States** – All poultry (except waterfowl) are required to show proof of being P-T clean by one of the following:
 - Originate from a certified U.S. Pullorum-Typhoid clean flock
 - Test negative on a P-T test within 90 days of exhibition
- Additionally, out-of-state poultry must have a "Permit to Ship Poultry or Hatching Eggs" issued by the KDA-DAH within the previous year or a permit number issued by the KDA-DAH office within the previous 15 days.

RABBITS

- All rabbits must meet the General Requirements.
- **Rabbits Originating from other States** - All rabbits originating outside of Kansas must meet Kansas import requirements and must have a valid Certificate of Veterinary Inspection.

SHEEP

- In addition to the General Requirements, all sheep must be:
- Identified with a registered tattoo or an official USDA premises ID tag (Scrapie tag.) Sheep identified with registration tattoos must have legible tattoos and must have registration papers for these animals available for inspection.
- It is recommended that all sheep are free of any signs of sore mouth and clinical signs of active fungal (ringworm) infection, including club lamb fungus.
- **Sheep Originating From Other States**

All sheep must have official ID, and ID must be individually listed on the accompanying CVI.

SWINE

- All swine must meet the General Requirements.
- **Swine Originating From Other States** must also meet one of the following:
All swine must have official ID, and ID must be individually listed on the accompanying CVI.
All swine must obtain an import permit number prior to movement into Kansas.

BELOIT CALL

OPEN CLASS

Department A

Cattle

See livestock rules and regulations and animal health requirements for further information

All breeds of beef cattle may be shown

A veterinarian will be present to check cattle at weigh-in

Every animal competing for prizes must be owned by the exhibitor and entered accordingly

Champions will be chosen from the first prize winner in the individual classes at the judge's discretion

Grand Champion Heifer \$10

Grand Champion Steer \$10

Blue \$10, Red \$7, White \$5

The following classification and premiums will apply to all recognized breeds of beef

Breeding Heifer

Market Heifer

Market Steer

Cow/Calf

Bucket Calf Born Jan 1st – May 31st *Must be the exhibitor's own animal.

Pee Wee Showmanship– This is a fun class that will not receive a premium. Young exhibitors can show an animal that was raised by another exhibitor such as a sibling. We encourage the youth to be accompanied in the ring by someone 12 or older. No need to fill out an entry card, just check in at the judges' tables prior to the show.

Department B

Swine

See livestock rules and regulations and animal health requirements for further information

Hogs must load and unload on the west of the hog/sheep barn

Grand Champion Market \$5

Grand Champion Gilt \$5

Blue \$5, Red \$4, White \$3

The following classifications and premiums will apply to all recognized breeds of swine

Breeding Gilts

Market Hogs

Pee Wee Showmanship

Department C

Sheep

See livestock rules and regulations and animal health requirements for further information

Sheep must load and unload on the west end of the hog/sheep barn

Champions will be chosen from the first prize winner in the individual classes at the judge's discretion

Grand Champion Ewe \$5

Grand Champion Market Lamb \$5

Blue \$5, Red \$4, White \$3

The following classification and premiums will apply to all recognized breeds of sheep

Ewes

Market Lamb

Pee Wee Showmanship

Department D

Goats

See livestock rules and regulations and animal health requirements for further information

Champions will be chosen from the first prize winner in the individual classes at the judge's discretion

Grand Champion Market Goat \$5
Grand Champion Breeding Goat \$5
Blue \$5, Red \$4, White \$3

The following classification and premiums will apply to all recognized breeds of goats

Market Goat
Breeding Goat
Pee Wee Showmanship

Department E

Poultry and Rabbits

Poultry Classes

See livestock rules and regulations and animal health requirements for further information

Birds showing signs of disease will be excluded from the show building

Stock must be entered in the actual name of the owner

It is the responsibility of all poultry exhibitors, except waterfowl, to show proof that they are pullorum typhoid clean prior to the fair.

Champion Poultry Exhibit \$5
Blue \$5, Red \$3, White \$2

Hen
Pullet
Cock
Cockerel
Broilers – Pen of 3
Pair of Turkeys
Pair of Geese
Pair of Ducks
Pair Pigeons
Pair Guineas
Display of single bird



Rabbit Classes

All Rabbits will be inspected upon arrival for all diseases, filth, and fleas and any in unsound condition or diseased will be rejected from entry.

Stock must be entered in the actual name of the owner
Champion Rabbit Exhibit \$5

Blue \$5, Red \$3, White \$2

The following classification and premiums will apply to all recognized breeds of rabbits

Doe
Buck

Department F Agronomy

All products in this department must have been grown by the exhibitor

Where possible exhibitor should select the most mature product

Each exhibit must be clean and free of weed seed

Awards will be given by age division

Blue \$2.00 Red \$1.50 White \$1.00

- A. Preschool Less than 6 years of age
- B. Youth 6-12 years of age
- C. Intermediate 13-18 years of age
- D. Adult 19-69 years of age
- E. Senior 70 & up

One Grand Champion (\$5.00) and One Reserve Champion (\$3.00) will be chosen for the department per age group at the judge's discretion

GRAINS

(One Gallon Glass Jar, identified by hybrid of variety name)

1. Wheat – Hard Red Winter Wheat
2. Soybeans
3. Milo
4. Oats
5. Triticale

FEED GRAINS – FORAGE

(Bundle consists of at least 5 stalks)

10. Hybrid yellow corn (5 Ear Display)
11. Hybrid white corn (5 Ear Display)
12. Calico corn (5 Ear Display)
13. Sweet corn (5 Ear Display)
14. 5 heads of Milo
15. 5 heads of other Cane
16. Bundle of Alfalfa
17. Bundle of Cane
18. Bundle of Corn (Hybrid)
19. Bundle of Grain Sorghum
20. Bundle of Hybrid Forage Sorghum
21. Bundle of Hybrid Silage Corn
22. Bundle of Oats
23. Bundle of Soybeans
24. Bundle of Sudan Grass
25. Bundle of Wheat
26. Alfalfa Hay (1/4 Bale)
27. Brome Hay (1/4 Bale)
28. Prairie Hay (1/4 Bale)
29. Oats (1/4 Bale)
30. Wheat, not straw (1/4 Bale)
31. Triticale (1/4 Bale)

Department G Garden Produce

All products in this department must have been grown by the exhibitor

Where possible exhibitor should select the most mature product

Awards will be given by age division

Blue \$2.00 Red \$1.50 White \$1.00

- A. Preschool Less than 6 years of age
- B. Youth 6-12 years of age
- C. Intermediate 13-18 years of age
- D. Adult 19-69 years of age
- E. Senior 70 & up

One Grand Champion (\$5.00) and One Reserve Champion (\$3.00) will be chosen for the department per age group at the judge's discretion

BEST DISPLAY (\$5.00 each)

Will be judged on display only

1. Best Garden Vegetable Display
2. Best Fruit Display

VEGETABLES/MELONS/GOURDS

10. Beans, Green String (5)
11. Beets (3)
12. Cabbage (1 head)
13. Carrots (4)
14. Cauliflower (1 head)
15. Cucumbers, Pickling (3)
16. Cucumbers, Slicers (3)



Department H

Foods

17. Egg Plant (1)
18. Muskmelon or Cantaloupe
19. Okra (5)
20. Onions, Red (3)
21. Onions, White (3)
22. Onions, Yellow (3)
23. Peppers, Bell (3)
24. Peppers, Chile (3)
25. Peppers, Jalapeno (5)
26. Peppers, Other (3)
20. Potatoes, Red (3)
21. Potatoes, White (3)
22. Potatoes, Others (3) (blue, gold etc.)
23. Squash or Gourds
24. Radishes (5)
25. Tomatoes, Cherry or Novelty (5)
26. Tomatoes, Preserving (3)
27. Tomatoes, Standard (3)
28. Watermelon
29. Zucchini

FRUITS

30. Apples (3)
31. Apricots (3)
32. Crab Apples (3)
33. Cherries (3)
34. Peaches (3)
35. Pears (3)
36. Plums (3)
37. Rhubarb (3)

HERBS

40. Basil – Stem
41. Cilantro – Stem
42. Dill – Stem
43. Mint – Stem
44. Oregano – Stem
45. Other

Recipe must be included with all entries
All entries must be on a paper plate or cardboard in a clear plastic bag, except pies.
All entries must be homemade (no box mixes) and the work of the person entering
Angel food and chiffon cakes should be turned right side up and crumbs should be left on cake
Only non-perishable food items will be allowed
Judges have the right to refuse to taste food which they feel has not been handled properly
All entries will be sold at bake sale, unless specified otherwise.

Awards will be given by age division

Blue \$2.00 Red \$1.50 White \$1.00

- A. Preschool Less than 6 years of age
- B. Youth 6-12 years of age
- C. Intermediate 13-18 years of age
- D. Adult 19-69 years of age
- E. Senior 70 & up

One Grand Champion (\$5.00) and One Reserve Champion (\$3.00) will be chosen for the department per age group at the judge's discretion

BREADS & ROLLS

1. White Yeast Bread
2. Whole Wheat Yeast Bread
3. Cinnamon Rolls (4)
4. Quick Breads
5. Biscuits (4)
6. Muffins
7. Rolls
8. Other

CAKES - UNFROSTED

10. Chocolate
11. White
12. Angel Food
13. Chiffon
14. Bundt
15. Cup Cakes (4)
16. Other Unfrosted

DECORATED ITEMS – Will be judged on decoration only

20. Cake
21. Cupcakes (4)
22. Cookies
23. Other

COOKIES (4)

30. Sugar
31. Brownie
32. Peanut Butter
33. Oatmeal
34. Chocolate
35. Chocolate Chip
36. No-Bake
37. Snickerdoodle
38. Bar Cookie
39. Other

CANDY & MISCELLANIOUS

40. Chocolate Fudge
41. Peanut Butter Fudge
42. Mints (4)
43. Other

PIES

50. Single Crust
51. Double Crust

55. DECORATED COOKIE JAR - \$25, \$15, \$10

Assorted cookies in a 1-gallon clear glass wide mouth attractively decorated jar.

Cookies should be visible through at least 50% of the jar.

Jar must be filled with at least 6, no more than 12 different kinds of cookies from different batters and dough.

Each cookie should be wrapped individually in clear plastic wrap, bring one of each kind in a covered flat box with each cookie individually identified so the judges will not need to open the jar

Boxes of cookies will be sold at the bake sale.

FOOD PRESERVATION HH

All exhibits must have been made within the last 12 months

Follow guidelines in K-State Research and Extension Food Preservation publications on USDA's Complete Guide to Home Canning.

Open kettle processed food will not be accepted.

Pickles and sweet spread must be finished using the water bath process.

Low acid products must be pressure processed properly for the altitude residence.

The label, which can be found at the Mitchell County Extension Office, must include canning methods, process time, and amount of pressure when pressure canning.



Exhibits must be sealed in non-decorated, clean standard canning jars with matching brand lids (use Ball lids on Ball jars)

Jelly must be in ½ or full pint jars. All other products must be in pint or quart jars.

Each jar exhibited must be labeled with uniform labels placed one inch from the base of the jar.

You may also attach an index card no larger than 3x5 with the entry form to give the judge any information which you think would be helpful for the judge to know.

CANNED FRUIT

60. Apples
61. Apricots
62. Cherries
63. Peaches
64. Pears
65. Pie Filling
66. Other

CANNED VEGETABLES

70. Beans – Snap green or yellow
71. Carrots
72. Tomatoes
73. Other



**JAMS, JELLIES &
PRESERVES**

- 80. Apricot Jam
- 81. Cherry Jam
- 82. Peach Jam
- 83. Pepper Jam
- 84. Plum Jam
- 85. Other Jam
- 86. Apricot Jelly
- 87. Cherry Jelly
- 88. Peach Jelly
- 89. Pepper Jelly
- 90. Plum Jelly
- 91. Other Jelly
- 92. Apricot Preserves
- 93. Peach Preserves
- 94. Strawberry Preserves
- 95. Other

PICKLES & RELISHES

- 100. Bread & Butter Pickles
- 101. Dill Pickles
- 102. Okra
- 103. Pickled Beets
- 104. Pickled Peppers
- 105. Sweet Pickles
- 106. Other Pickled
- 107. Relish

SAUCES & OTHER

- 110. BBQ Sauce
- 111. Canned Sauce
- 112. Canned Soup
- 113. Eggs
- 114. Meat
- 115. Salsa
- 116. Other

Department I

Textiles

No premiums will be awarded to any entry that has previously been awarded
All articles must be the handwork of the exhibitor

Awards will be given by age division –
Blue \$2.00 Red \$1.50 White \$1.00

- A. Preschool Less than 6 years of age
- B. Youth 6-12 years of age
- C. Intermediate 13-18 years of age
- D. Adult 19-69 years of age
- E. Senior 70 & up

One Grand Champion (\$5.00) and One Reserve Champion (\$3.00) will be chosen for the department per age group at the judge's discretion

QUILTS

- 1. Tied Quilt
- 2. Group Quilt
- 3. Hand Quilt
- 4. Commercial Hand Quilt
- 5. Machine Quilt
- 6. Commercial Machine Quilt

NEEDLEWORK & SEWN ITEMS

- 10. Embroidered Item
- 11. Cross-Stitched Item
- 12. Needlepoint Item
- 13. Crocheted Item
- 14. Knitted Item
- 15. Other Needlework
- 16. Sewn Garments
- 17. Sewn Accessories
- 18. Other Sewn Items

Department J

Flowers

- Exhibits will furnish all equipment and containers necessary to display, the fair association will not be responsible for any loss or breakage

- All entries must be grown and arranged by the exhibitor

- No extra foliage may be added

Awards will be given by age division –
Blue \$2.00 Red \$1.50 White \$1.00

- A. Preschool Less than 6 years of age
- B. Youth 6-12 years of age
- C. Intermediate 13-18 years of age
- D. Adult 19-69 years of age
- E. Senior 70 & up

One Grand Champion (\$5.00) and One Reserve Champion (\$3.00) will be chosen for the department per age group at the judge's discretion

ARRANGEMENTS

- 1. Winter arrangement using dried materials
- 2. Wildflower arrangement
- 3. Miniature arrangement of tiny fresh flowers less than 1" diameter
- 4. Holiday Theme
- 5. Garden arrangement large flowers - 18" Max
- 6. Garden arrangement low vase - 6" Max
- 7. Garden arrangement for dining table center piece - 9" Max
- 8. Garden arrangement tall vase - 30" Max
- 9. Arrangement of roses
- 10. Arrangement of flowers using a kitchen utensil for a container
- 11. Other Arrangements

SPECIAL CUT FLOWERS

- 20. Annuals – Collection 3 kinds
- 21. Aster
- 22. Canna
- 23. Cockscomb, plumed
- 24. Cockscomb, crested
- 25. Coneflower
- 26. Cosmos
- 27. Daisy
- 28. Day lily
- 29. Everlasting
- 30. Flowering Shrub or vine, named
- 31. Gaillardia
- 32. Gladiolus
- 33. Hibiscus
- 34. Lily (other than day lily)
- 35. Marigold, small
- 36. Marigold, large
- 37. Petunia, single
- 38. Petunia, double
- 39. Perennials – Collection 3 kinds
- 40. Phlox, annual
- 41. Phlox, perennial
- 42. Rose – Hybrid Tea Rose
- 43. Rose – Grandiflora
- 44. Rose – Floribunda



Special cut Flowers Cont.

- 45. Salvia
- 46. Snapdragons, Large
- 47. Snapdragons, Small
- 48. Sunflower, Small
- 49. Sunflower, Large
- 50. Wildflower, named
- 51. Zinnia, Large
- 52. Zinnia, small
- 53. Unusual Plant, Named
- 54. Other Annual, Large, Named
- 55. Other Perennial, Named
- 56. Any Herb – 3 stems
- 57. Any Herb, 3 Varieties, 1 stem each variety

GRASSES

- 58. Native, 3 Stems
- 59. Ornamental, with bloom – 3 Stems
- 60. Ornamental, w/o bloom – 3 stems
- 61. Arrangement of grasses

HOUSEPLANTS

- 70. Begonia, wax
- 71. Begonia, other
- 72. Cactus
- 73. Cacti, 3+ varieties
- 74. Hanging basket, named
- 75. Houseplant for foliage, named
- 76. Houseplant in bloom, named
- 77. Fern
- 78. Ivy Plant, named
- 79. Novelty, named
- 80. Potted plant, any variety
- 81. Shade loving plant, named
- 82. Succulent
- 83. Any other houseplant
- 84. Garden Plant, Potted
- 85. Canna
- 86. Coleus
- 87. Container Garden
- 88. Fairy Garden
- 89. French Garden, 5 varieties
- 90. Geranium
- 91. Petunias



Department K Fine Arts

EVERY ENTRY MUST BE ABLE TO HANG

Subject matter must be the work of the exhibitor and not previously received prizes
All drawings and watercolors must be matted for display and securely mounted with hanging hooks
Pictures in frames or on stretchers must have wire or eyes in place for hanging
Ornate frames will not be accepted nor will pictures measuring more than 48 inches in either dimension
The Fair Association will not be responsible or accountable for loss or damage

Awards will be given by age division -
Blue \$2.00 Red \$1.50 White \$1.00

- A. Preschool Less than 6 years of age
- B. Youth 6-12 years of age
- C. Intermediate 13-18 years of age
- D. Adult 19-69 years of age
- E. Senior 70 & up

One Grand Champion (\$5.00) and One Reserve Champion (\$3.00) will be chosen for the department per age group at the judge's discretion

MEDIUMS

1. Acrylic
2. Black Ink
3. Calligraphy
4. Charcoal
5. Colored Ink
6. Colored Pencil
7. Lead Pencil
8. Mixed Medium
9. Oil
10. Watercolor
11. Other

Department L Photography

No premiums will be awarded to any entry that has previously been awarded

All photos must be between 7x9 or 8x10 in size
They are to be mounted across the narrow dimension of an 11x12 ½ sheet of white or cream studio mount.

Mat boards can be purchased at the Extension Office.

Foam core mounts and glass frames will be rejected.

The photo must be 1" below the top of the mount, the sides must be equal distance on each side.

It's highly recommended to use spray adhesive on the whitest and smoothest side of the mat board

Awards will be given by age division -
Blue \$2.00 Red \$1.50 White \$1.00

- A. Preschool Less than 6 years of age
- B. Youth 6-12 years of age
- C. Intermediate 13-18 years of age
- D. Adult 19-69 years of age
- E. Senior 70 & up

One Grand Champion (\$5.00) and One Reserve Champion (\$3.00) will be chosen for the department per age group at the judge's discretion

PHOTOGRAPHY

1. Action
2. Agriculture
3. Animal Life
4. Landscape
5. Nature
6. Portrait
7. Sports
8. Still Life

Department M Crafts

No premium will be awarded to any article in which a premium has previously been awarded

- All articles must be the handiwork of the exhibitor

Awards will be given by age division -
Blue \$2.00 Red \$1.50 White \$1.00

- A. Preschool Less than 6 years of age
- B. Youth 6-12 years of age
- C. Intermediate 13-18 years of age
- D. Adult 19-69 years of age
- E. Senior 70 & up

One Grand Champion (\$5.00) and One Reserve Champion (\$3.00) will be chosen for the department per age group at the judge's discretion

Thummel Real Estate & Auction LLC

Bob Thummel Broker-Auctioneer
785-738-0067

Serving North Central Kansas for all of your Real Estate & Auction needs



asher creek
real estate & appraisal, llc.
Serving Beloit and surrounding areas-

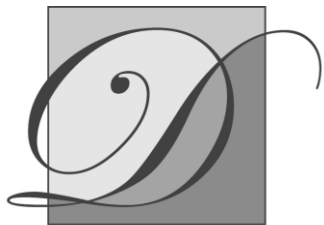
Sara Hynek
Broker/Owner
Certified Appraiser

785.738.8131
ashercreekre.com



CRAFTS

1. Beaded Crafts
2. Ceramics
3. Collage
4. Handcrafts
5. Holiday Themed
6. Jewelry
7. Lego/K'nex – Kits
8. Lego/K'nex – Creative
9. Macramé
10. Models
11. Paper Crafts
12. Wreaths
13. Yard Art
14. Other



DENTALDESIGNS

OF SOLOMON VALLEY, PA

Department N Woodworking

No premiums will be awarded to any entry that has previously been awarded

Woodwork MUST be accompanied by a plan of original work or kit construction

Awards will be given by age division
Blue \$2.00 Red \$1.50 White \$1.00

- A. Preschool Less than 6 years of age
- B. Youth 6-12 years of age
- C. Intermediate 13-18 years of age
- D. Adult 19-69 years of age
- E. Senior 70 & up

One Grand Champion (\$5.00) and One Reserve Champion (\$3.00) will be chosen for the department per age group at the judge's discretion

WOODWORKING

- 1. Farm/Shop Use
- 2. Furniture
- 3. Miscellaneous Items
- 4. Refinished Items
- 5. Restored Wooden Antique
- 6. Repurposed Item
- 7. Other

Department O Welding

No premiums will be awarded to any entry that has previously been awarded

Awards will be given by age division
Blue \$2.00 Red \$1.50 White \$1.00

- A. Preschool Less than 6 years of age
- B. Youth 6-12 years of age
- C. Intermediate 13-18 years of age
- D. Adult 19-69 years of age
- E. Senior 70 & up

One Grand Champion (\$5.00) and One Reserve Champion (\$3.00) will be chosen for the department per age group at the judge's discretion

WELDING

- 1. Creative Item
- 2. Large Construction
- 3. Repaired Item
- 4. Small Construction
- 5. Other



Weddings, Meetings, Reunions

Spring & Summer Accommodations Available

Great Kansas Upland Gamebird Hunting Since 1983!

785-373-4835

info@ringneckranch.net

www.ringneckranch.net



*Beloit
Auto & Truck
Plaza*

Ford Dodge Chrysler Jeep Ram





4-H/FFA DIVISION

Location: Mitchell County Fairgrounds, 4-H Building (unless otherwise noted)

Post Rock District Staff: Cassie Thiessen, Blaire Todd, Tammy Neiter

Post Rock District-Beloit Office Phone: 785.738.3597

Post Rock District Website: www.postrock.ksu.edu

4-H General Rules (All Project Areas)

1. K-State Extension:

4-H is a program of K-State Extension which is part of Kansas State University. Rules and guidelines for the 4-H Division and 4-H related activities at the fair are governed by the K-State Extension Post Rock District Board, giving Post Rock District Staff and approved volunteers enforcement authority. They strive to align the 4-H Division with K-State Extension and Kansas 4-H policies and practices.

2. Exhibitors:

Only Kansas 4-H/FFA members enrolled in Mitchell County are eligible to compete in this division. Each 4-H/FFA youth must be fully approved in 4-H Online. Enrollment Deadline is May 1 of the current 4-H year. Refer to the Post Rock District 4-H Newsletter and emails from Post Rock District staff regarding eligibility expectations leading up to May 1. Contact information submitted in 4-H Online will be used by Post Rock District.

3. Eligibility:

Members must be enrolled in 4-H Online in the project in which they wish to exhibit. Enrollment deadline is May 1 of the current 4-H year. All project requirements and deadlines defined by Post Rock District, Mitchell County 4-H Council, and Mitchell County Fair Board must be met.

4. FFA Participation in 4-H Division of County Fair:

FFA Participation in 4-H Division of County Fair: FFA members enrolled in a Mitchell County FFA chapter may participate in the 4-H Division at the Mitchell County Fair. A youth can exhibit as a 4-H and FFA member at the same county fair; however, for each project area, they can only represent one organization with their exhibits at that particular county fair. In the event a 4-H member is enrolled in a county different than where their FFA chapter participates, the youth may participate in both counties so long as the project exhibits are completely different in each county (different animals verified, different woodworking/ag mechanic exhibits for each 4-H and FFA experience). If the

counties involved extend beyond Post Rock District's region, the expectations of both local units must be met and participation pre-approved by the respective units working with the units' 4-H Youth Development Agents for approval. FFA participation must align with project areas directly relating to the agriculture education experience (i.e. livestock, ag mechanics, woodworking, and plant science). FFA participation in Post Rock District 4-H events, activities, and county fairs must follow the rules set by the Post Rock District. It is expected for the FFA Chapter and members to contribute as volunteers and assist with fundraising which benefits the experiences they engage in (i.e. county fair awards, judging boosters, superintendents, or food stand shifts). All 4-H participation deadlines will apply to FFA Chapters and members, including but not limited to tagging and verification expectations, weigh-ins, project add/drop deadline, fair entry deadlines and fees, dress code, code of conduct, etc.

5. Communications:

Post Rock District will share information, deadlines, forms and expectations regarding 4-H/FFA fair eligibility through the monthly Post Rock District 4-H Newsletter and emails from Post Rock District staff. Post Rock District's website (www.postrock.ksu.edu) will also share information and resources as it becomes available.

6. Age Divisions:

All ages are the youth's age before January 1 of the current year. Some projects are judged as a whole and others have separate age divisions. Refer to project area for age divisions in each project area.

7. Equal Opportunity and Accessibility:

K-State Extension is committed to providing equal opportunity for participation in all programs, services, and activities. Program information may be available in languages other than English. Language access requests and reasonable accommodations for persons with disabilities, including alternative means of communication (e.g., Braille, large print, and American Sign Language), may be requested by contacting the event contact four weeks prior to the start of the event. Requests received after this date will be honored when it is feasible to do so. Language access services, such as interpretation or translation of vital information, will be provided free of charge to limited English proficient individuals upon request. Kansas State University is an equal opportunity provider and employer.

8. Code of Conduct “4-H and FFA Division”:

All exhibitors, volunteers, and spectators participating in the 4-H/FFA Division and related activities represent Kansas 4-H, FFA, Post Rock District, and Mitchell County. All individuals are expected to follow the Kansas 4-H Code of Conduct. Failure to do so is subject to result in loss of award and premiums and right to participate in current and future 4-H related activities.

9. Exhibits:

The exhibits must be the handiwork of the exhibitor; the grower, where agricultural exhibits are shown; and the owner and feeder, where livestock is entered. Exhibits must be the result of the current year’s 4-H work. Exhibits are entered and displayed at the risk of the exhibitor. Due care will be exercised to protect them, but the hazards of the fair should be considered when selecting exhibits.

10. Copyright Laws:

Exhibitors should learn the guidelines and exercise caution when using copyrighted materials whenever possible by originating their own work. Exhibitors should use with caution a copyrighted and/or trademarked product or service (a brand name, label or product). A copyright and trademark are legal methods used by writers, artists, corporations and others to protect their original work. Protected items may range from books to music, logos to computer graphics. Copyrighted and/or trademarked materials used in displays, demonstrations, posters or other activities will be disqualified if the exhibitor does not request permission to use the copyrighted and/or trademarked materials and will not be displayed or receive ribbons. The use and inclusion of specific brand names for educational purposes does not imply endorsement or refusal by the Department of 4-H Youth Development, Kansas State University Agriculture Experiment Station and Cooperative Extension Service or the State of Kansas.

11. Animal Verification:

All animals (all species) are to be properly owned and verified with the Post Rock District by **July 2nd** of the current 4-H year in order to be eligible for the 4-H/FFA division. Refer to the 4-H Newsletter or contact the Extension Office for the verification expectation for each animal species (4-H tag, ID form, registered papers, etc.). Animal verification DOES NOT constitute a fair entry, see #12 and #13.

12. Exhibits with no Pre-Entry:

All entries, except horses, cattle, hogs, sheep, goats, bucket calves, and dogs **MUST** complete a two-section green entry card and attach it to their exhibit when it is entered. No pre-entry is necessary.

13. Exhibits with Pre-Entry:

All Horses, cattle, hogs, sheep, goats, pet, rabbits, poultry and bucket calves **MUST** be pre-entered by July 2nd by completing the livestock entry form at the Extension office, pen rent will be due at this time as well.

14. Animal Insurance:

No animal insurance is available through the extension office. Contact your personal insurance company.

15. Project Ownership for County Fair Participation:

The Post Rock District Board believes that in order for high quality project learning to take place through 4-H, projects (animals and non-animals) should be owned by May 1 of the current year. All exhibits entered in the 4-H/FFA division of the county fair must be the handiwork of the exhibitor; the grower, where agricultural exhibits are shown; and the owner and feeder, where livestock is entered. All exhibits entered in the 4-H/FFA division of the county fair must be the result of the current program year’s work. Ownership is defined so that the project (animal, garden, crop, exhibit creation, sewing, photo, etc.) is under the daily care and supervision of the member; all project-related practices, expenses, and management are the responsibility of the member; and all county fair exhibits should be a planned part of the project.

16. Animal and Non-Animal Project Verification:

The Post Rock District Staff or 4-H Councils do not require verification of project ownership by May 1 for animals or non-animal project exhibits; however, refer to the Project Ownership for County Fair Participation section above for emphasis on learning value. Each 4-H Council is to designate a pre-fair entry deadline. The pre-fair deadline is when all project exhibits must be designated for the class which they will be shown in at the county fair. Entries can be dropped but not added after the pre-fair deadline. Any project areas not required by 4-H Council to meet the pre-fair deadline will submit entry requirements at the project’s fair check-in time. The 4-H Council will have an exhibit entry card or form designated which will be used to meet the entry requirements for each project area. This will be used to describe the exhibit and 1. articulate class of exhibition. Refer to the project area in this Fair book for the specific requirements related to your project areas. The Mitchell County 4-H/FFA Division’s pre-fair deadline is July 2nd, 2026.



Simpson Farm Enterprises, Inc.

17. Vet Inspection:

All animals will check in at the north parking lot at the north end of the fairgrounds. The vet will be present to inspect all animals. You cannot unload your animals at the fairgrounds until you have been through the vet inspection. Any animal arriving before the vet check must have official health papers.

18. Exhibit Check-in:

Check-in time is 8:30-9:00am on Wednesday, July 22nd OR Thursday, July 23rd, unless otherwise noted. ***NEW* Beef, bucket calves, sheep, swine, and goats MUST BE checked in on Tuesday evening, July 21st between 6:00 pm—8:00 pm.** All hogs, sheep, and goats will unload and load on the **WEST** side of the sheep and hog barn.

19. Exhibit Check-out:

Check-out for all exhibits is 8:00 - 10:00 am on Sunday, July 26th. Exhibits may be checked out after 10:00pm Saturday evening. All exhibits must be checked out by an agent or superintendent. Any exhibits taken out earlier will forfeit their premium money, unless prior arrangements have been made with the Extension staff or superintendents.

20. 4-H/FFA Requests and Grievances:

The Mitchell County 4-H Council has an appointed a committee to hear requests and grievances related to the 4-H/FFA department and 4-H/FFA related activities at the Mitchell County Fair. A request/complaint will be presented at the time of the situation to the head superintendent of that division for a decision. If an appeal is necessary, it must be presented to the superintendent of that division and a Post Rock District Staff Member (i.e. the 4-H Program Coordinator) in a timely manner. The 4-H Program Coordinator is a non-voting member of the committee. The committee will meet to consider the appeal, and their decision will be final. The consequences are to be handled on a case-by-case basis.

21. Judging:

Each exhibit will be rated as purple (superior) followed by blue, red, and white ribbons. Exhibits are judged based on the project area's standard. Top awards are selected by the judge based on comparison to all exhibits entered in the respective project area. The judge reserves the right not to select a top award if exhibits lack merit. If an exhibit does not meet the appropriate rules and guidelines, it will be lowered one ribbon placing or disqualified based on judge and superintendent discretion. Exhibitors are encouraged to participate in the consultation judging process, to share about project learning and to hear the judge's comments. Parents may also attend and listen without interruption to the consultation between exhibitor and judge.

22. Premiums:

Premiums are Purple - \$5.00 Blue - \$4.00;
Red - \$3.00; and White - \$2.00.

23. State Fair Exhibition:

4-H members are responsible to sign-up the items they want to exhibit at State Fair by the end of the county fair. Sign-up in the 4-H Building. Post Rock District staff will complete the entry process as outlined by Kansas 4-H, using the information submitted by qualifying members. Post Rock District staff will coordinate transportation of non-animal exhibits to-and-from the Kansas State Fair for 4-H exhibition. Exhibits will only be transported by extension staff if they can easily be moved by one person, if they can fit within an extension vehicle, and if they can be safely transported with many other items. 4-H members can transport their own items, including those that are too large, heavy or fragile. Watch the 4-H Newsletter for additional opportunities to participate in 4-H at the State Fair. FFA members should consult with the Chapter Advisor regarding State Fair opportunities.

Exhibiting an animal beyond the 4-H/FFA Division at the county fair means that ownership and identification must meet the requirements outlined by the K-State Youth Livestock Program, Kansas State Fair, Kansas Junior Livestock Show, and all other show governing bodies. The member is responsible for understanding the deadlines and expectations involved. It is strongly recommended to contact the Post Rock District office well in advance of May 1 if you are considering showing an animal at the Kansas State Fair, so expectations and processes can be reviewed and met. The Post Rock District and 4-H Councils are not responsible for missed opportunities if a county fair pre-fair or other deadline does not align with another level of exhibition's requirements.

24. 4-H Presentations:

The Post Rock District hosts 4-H Days each 4-H year for enrolled members to present public speaking entries. There is not a county fair contest for these entries. Earning a purple with a 4-H Day entry qualifies a 4-H member for participation at the Kansas State Fair, if all other State Fair guidelines are met.

ENGINEERING & TECHNOLOGY EDUCATIONAL RULES (aerospace/rocketry, ag mechanics welding, astronomy, building block engineering, computer science, robotics, or uncrewed aerial systems)

1. For notebooks, display boards, and posters, no additional exhibit information is required; no manila envelope is needed for these exhibits.
2. Exhibits are to have a clear link to the Engineering and Technology areas of astronomy, computers, rocketry, robotics, or uncrewed aerial systems, educational exhibits outside of these Engineering and Technology areas should be displayed in the other program areas. Just because an educational exhibit relates to the broad concept of Engineering and Technology does not qualify it to be displayed in the Engineering and Technology Educational Exhibit area. Exhibits that do not clearly show a clear and direct relationship to the Engineering and Technology project areas of ag-mechanics, ABC, astronomy, computers, robotics, rocketry, or UAS as previously defined will be disqualified.

AEROSPACE/ROCKETRY DEPARTMENT

3. Exhibits in posters, notebooks and display boards must contain substantial supporting educational materials.

4. Educational display boards, posters and notebooks should be creative and showcase details about the knowledge learned in the project during the current 4-H year. Value is placed on youth who can demonstrate how their skills have increased while completing the project. Each exhibit will be judged on uniqueness, creativity, neatness, accuracy of material, knowledge gained, and content. An exhibit judging score sheet available at <http://rocketry.engtech4ks.com/>. For example, a rocket that may have crashed and/or is highly damaged may be made into an educational display or poster that tells a great story with many lessons learned.

5. Follow copyright laws, citing all sources of information in a standard notation Sources of information must be cited on the front of your exhibit, including all posters and educational display boards.

6. Educational displays are not to exceed a standard commercial 3' x 4' tri-fold display board. No card table exhibits will be allowed. Care should be taken to use durable materials that will withstand Kansas State Fair conditions. Page | 22

7. "Construction Kits" that are part of Educational Displays must be contained in cases (tackle boxes, sealable containers, etc.) that may not be larger than 1' x 2' x 2' and must have a latch which securely keeps all components contained in the "Construction Kits". Other components are to adhere to appropriate dimensions as stated elsewhere.

8. Educational Project notebooks must be organized in a 3-ring binder.

9. Any three-dimensional poster or display board exhibits may not be thicker than 2 inches.

10. Engines and igniters for rockets ARE NOT permitted with the exhibit and constitute an immediate disqualification. This is for safety reasons and includes both spent and live engines.

11. Exhibitor's name, Extension Unit, age, and year(s) in project must be tagged or labeled in a prominent location on the notebook, and/or "Construction Kit." For education displays and/or posters the exhibitor's name, county, or district, age, and year(s) in project must be tagged or labeled on the back of the exhibit. Exhibit cards are not sufficient as they may be removed or repositioned for display. Failure to label an exhibit may result in one ribbon placing deduction.

12. Exhibits should possess the following qualities (in no particular order): a. A Central theme b. What you want others to learn c. Be designed and constructed in a manner befitting the exhibit d. Be something you are interested in e. Be related to Astronomy, Computer System, Robotics, Rocketry, or Uncrewed Aerial Systems

13. If a safety violation is noted by the judges, superintendent, or other staff, the exhibitor's exhibit, at the judge's discretion, will receive a participation ribbon.

14. Posters, Notebooks, and Display Boards may be checked out for use in a Kansas State Fair 4-H demonstration or illustrated talk with prior permission. For permission, check with the superintendent(s). The exhibit must be returned to display immediately after the demonstration/illustrated talk, or the exhibit will be disqualified.

1. An exhibitor may enter two rockets in each class and exhibits must have been constructed and/or completed during the current year. If two rockets are entered, one rocket must be a "model rocket kit", the second may be entered into any other applicable class.

2. Rockets should be flown unless there is an active burn ban in the county or conditions are too dangerous to safely launch the rocket. Just flying the last stage (the part with the nose cone) of a multi-stage rocket is acceptable. If a fire burn is in effect in the county of residence, the exhibitor is not required to launch their rocket(s).

3. All youth striving to qualify for the Kansas State Fair are STRONGLY ENCOURAGED to follow ALL State Fair 4-H Aerospace/Rocketry rules. This will ensure your county exhibit is ready to meet state fair requirements. Find the state fair rules at <https://www.kansas4-h.org/educational-experiences/fair-resources/kansas-state-fair/index.html#engtech>.

4. At the county-level, 4-H members are to complete and sign the rocketry information form, available from <http://rocketry.engtech4ks.com/> or your local extension office and attach it to a 10" x 13" "manila" envelope. Failure to provide appropriate paperwork may result in an award deduction at the judge's discretion. Video requirements are waived at county fair due to consultation judging opportunities. Contact the extension office for assistance with the paperwork or visit <https://www.kansas4-h.org/projects/engineering-technology/aerospace-rocketry/>.

The envelope should contain:

- a) Instructions on how to construct the rocket.
- b) Up to 5 pages of pictures, pictures are to be attached to sheets of paper, from both construction and launch.
- c) Documentation of any flight damage that occurred.
- d) Any modifications made to the rocket except for paint scheme and decals.
- e) If needed, an additional page for altitude calculations if the space on the form is not enough.
- f) Additionally, for original design rockets, also known as "scratch built" rockets:
 - I. 5 additional pages of photos are allowed
 - II. Documentation of how the rocket was tested for stability

5. "New" Exhibits should not contain any perishable items, such as eggs.

6. If a safety violation is noted by the judges, superintendent, or other staff, the exhibitor's rocket, at the judge's discretion, may receive a reduced ribbon placement or disqualification.

ENJOY THE
MITCHELL COUNTY FAIR!

PHARMACY
110 S. Mill
Beloit, KS 67420
785-738-2285

S&S
DRUG

HOME HEALTH
113 S. Mill
Beloit, KS 67420
785-738-2287

www.sandsdrug.com
785-338-2285 • 785-738-2287

AEROSPACE/ROCKETRY DEPARTMENT, Cont.

7. Rockets are to be displayed upright on a display stand with a sturdy rod that does not extend past the top of the rocket, or stand unassisted, unless the rocket is taller than 4 feet in which case no display stand is required, at which point the rocket may be displayed on its side. Rockets are not to be displayed on launch pads to save space and prevent someone from being poked in the eye.

8. Rockets ARE NOT to be displayed with used or unused rocket engines either in the rocket or as part of the stand, if rocket engines are included in the exhibit the judge may disqualify the exhibit.

9. Rockets should be flown unless there is an active burn ban in the county or conditions are too dangerous to safely launch the rocket. Just flying the last stage (the part with the nose cone) of a multi-stage rocket is acceptable.

10. Rockets, except those in the JR division, are not to be "beginner kits" or use prefabricated (molded plastic) fin assemblies, or pre-finished rockets requiring no painting. These are only acceptable in the JR division at the county fair. Rockets of this type outside the JR division should be disqualified. Rockets entered in the JR division may not go on to the Kansas State Fair.

11. Angles of fins must fall within a plus or minus 2-degree variation using an approved fin alignment guide (such as KSSTAC10). An official fin guide is available from <http://rocketry.engtech4ks.com/>



Beloit 888-848-9979

12. Fins and body tubes, except 'beginners kits', are to be filled and sealed with putty, sanding sealer, and/or primer or other suitable filler to eliminate the appearance of body grooves and wood grain.

13. Fins and launch lugs are to be filleted to reduce drag and properly secure them to the model.

14. Engine mounts are to be securely attached to the body tube.

15. Any seams on plastic parts are to be sanded smooth.

16. The recovery system (typically a parachute or streamer) should be attached according to the instructions

17. The nose cone is to fit snugly but still allow for easy removal.

18. Exhibits must be uniformly painted and smoothly finished without "runs," "orange peel," or "alligator skin" or finished as per rocket instructions (for example, no painting required), and decals, if used, are to be applied smoothly.

19. Models may not be judged based on their paint scheme (colors and placement on the rocket), except for rockets that fit the definition of a 'scale model*' and are entered in the scale model class. All other rockets do not have to follow the suggested paint scheme, allowing the 4-H'er to display maximum creativity in the finishing of their rocket. Under no circumstances is the weight given to the paint scheme to be sufficient enough, by itself, to move the non-scale model from one ribbon placing to another.

20. "Scale Models*" entered in the scale model class may be judged based on their paint scheme. The judge may deduct up to one ribbon placing for not following the paint scheme.

21. "Scale Models*" displayed in the scale model class are to be finished and completed with a majority (greater than 70%) of decals. For all other rockets the use of decals is optional.

(The following rules (21 – 32) apply to advanced exhibits.)

22. Original design rockets cannot be a modification of a pre-existing kit and must be of original design.

23. Original design rockets must be designed by the exhibitor(s).

24. Exhibitor(s) must be 11 years of age (4-H age) or older to enter an original design rocket.

25. Original design rockets must include detailed instructions, so that someone could construct the original designed rocket just like a kit purchased at a store. Instructions can be as many pages as needed to convey full and complete construction techniques, including fin templates.

26. For a rocket entered in the original design classes, describe in the summary how the rocket was tested for stability prior to flying. Swing testing of the rocket is required. Other tests and calculations are strongly encouraged. Exhibitors must include documentation of the swing test. Failure to swing test a rocket will result in a deduction of TWO ribbon placings.

27. Rockets that use more than one 'D' engine or equivalent are considered mid or high-power rockets in 4-H.

28. Mid and High-Power exhibitors must be at least 14 years of age by January 1 of the current year. This is to align with NAR certification guidelines.

29. In addition to the information packet completed for all rockets, a high-power information form is to be completed and placed inside of the information packet. This may be downloaded from <http://rocketry.engtech4ks.com/>

30. Exhibitors in the mid and high-power divisions must hold memberships in either NAR or Tripoli organizations.

31. The NAR High Power Rocket Safety Code applies to the construction and launching of all rockets displayed in this division. As such all mid and high-power rocketry exhibitors must comply with the NAR High Power Rocket Safety Code that is in effect as of October 1st of the current 4-H year.

32. All rockets in the mid and high-power divisions are to be launched under adult supervision by the 4-H member who constructed the rocket.

33. For rockets launched using engine(s) that have 160.1 ('H' engine or equivalent amount of smaller engines) Newton's-seconds of thrust or larger, adult supervision must be provided by an individual having at least a level 1 high power certification. The 4-H member should also hold or be attempting to attain their level 1 high power certification if launching on this large of an engine.

34. As defined by the National Association of Rocketry (NAR), a scale model is "any model rocket that is a true scale model of an existing or historical guided missile, rocket vehicle, or space vehicle, that has flown under rocket power." The intent of scale modeling, according to the NAR, "is to produce an accurate, flying replica of a real rocket powered vehicle that is judged for craftsmanship in construction, finish, and flight performance." (NAR "Model Rocket Sporting Code" 52.1 <https://www.nar.org/USModelRocketSportingCode>)

Level 1 (Ages 7-8 years) County eligibility only

1001. Rocket made from kit, without pre-assembled fin units. Include plans.

1002. Rocket made from "beginners kit." Include plans.

Rockets in this class may have pre-assembled fin units (plastic). (This class is for first and second year 4-H members to explore the rocketry project).

1003. Scale Model Rocket made from kit, include plans.

Level II (Ages 9 – 13 years)

1004. Rocket made from kit. Include plans.

1005. Scale Model Rocket made from kit. Include plans.

Level III Scratch Built (Ages 11 – 13 years) 7 to 10 year olds may not enter this class.

1006. Rocket designed by exhibitor: not merely a modification of an existing kit. Include original plans.

1007. Scale Model Rocket designed by exhibitor: not merely a modification of an existing kit. Include original plans and stability testing.

Level IV (Ages 14 years and older)

- 1008. Rocket made from kit. Include plans.
- 1009. Rocket designed by exhibitor: not merely a modification of an existing kit. Include original plans.
- 1010. Scale Model Rocket made from kit. Include plans.
- 1011. Scale Model Rocket designed by exhibitor: not merely a modification of an existing kit. Include original plans and stability testing.

Level V (Ages 11 years and older)

- This class is designed to encourage teamwork among individuals and clubs to work on a rocket from the initial design to the finished product.
- 1012. Rocket designed by 2 or more exhibitors: not merely a modification of an existing kit. Include original plans.

Level VI (Ages 14 years and older)

- 1013. Mid or high-power rocket made from kit or original design.

Level VII (Educational Exhibits, any age)

- 1014. Rocketry Educational Display, Notebook, or Poster Board

Awards- (all ages)

- Grand Champion *Rosette, Premium, and GC Award*
- Reserve Champion *Rosette, Premium, and Res. Award*

AG MECHANICS DEPARTMENT

Description: The Ag Mechanics project is starting with an emphasis on welding and smithing; it will expand as the project area grows. This project allows youth to explore areas of ag mechanics and metallurgy from repairing or repurposing items to the fabrication of new items. The intent is for this program to start with foundational areas, some of which youth may already have, and allow them to continue to build on this knowledge becoming more experienced.

Exhibits must have been constructed or repaired during the current 4-H year.

Wheeled exhibits must utilize a braking mechanism that prevents the exhibit from freely rolling while on display.

Exhibitors are responsible for providing sufficient braking or “chocks” for trailer exhibits to ensure that the exhibits do not move once positioned. If using a wheel “chocking” mechanism, the two individual blocks should be connected together as a pair of chocks, so they do not become separated. At least one pair of chocks should be placed on each side of the trailer to prevent movement.

For trailer exhibits the tongue of the trailer should have a locking mechanism (e.g. padlock) to prevent the trailer from being moved by unauthorized individuals while being displayed. A key for the locking mechanism should be left with the superintendent and labeled with the exhibitor’s name, county, and phone number.

For exhibits with downward swinging parts, such as tailgates, that could pose a fall/striking/crushing hazard should have a tamper-resistant locking mechanism such as a “zip-tie” or a “cotter-key” through a release pin that would prevent the swinging part from being accidentally released and falling on someone.

Each exhibit must be free-standing or sufficiently supported by an exhibitor-supplied support system that is moveable and is part of the total dimensions and weight of the exhibit as described previously. Exhibit display boards should have a portable and moveable base, and examples should be firmly affixed to the board to ensure all parts of the display stay together. No exhibits may be staked to the ground for display.

Top-heavy items should be braced or placed in a stand sufficient to prevent it from toppling over while on display.

Exhibits may not be bound, affixed, or attached to the fair buildings.

Painting or spot painting is not allowed on projects after arrival on fairgrounds. If wet paint is detected by

the judge or superintendents, one ribbon placing will be deducted.

Repair projects having adequate original finish need not be repainted.

Cutting surfaces, such as blades or knives, are to have a protective covering over them to prevent injury. The covering should be easily removed and reinstalled for judging. Foam “pool noodles” and multiple layers of cardboard are acceptable.

Display cases for small exhibits, such as knives, are acceptable and must be easily opened so the item can be removed and examined as part of judging.

Exhibits that include weaponry of any kind will be disqualified. Weaponry is defined as any instrument, possession, or creation, physical and/or electrical that is intended to be used to inflict damage and/or harm to individuals, animal life, and/or property.

If the exhibit is powered by flammable liquids (gas, propane, kerosene, etc.) the fuel tank and lines should be drained and allowed to dry, to avoid spills and potential fires.

Electric-powered (battery, corded, solar, or alternative energy) should have a primary shutoff or disconnect switch.

If a safety violation is noted by the judges, superintendent, or other staff, the exhibitor’s exhibit, at the judges’ discretion, will receive a deduction in ribbon placement or a participation ribbon.

The exhibitor’s name(s) and county or district must be tagged or labeled in a prominent location on the display.

AGRONOMY DEPARTMENT

Each exhibit, except for display boards, must include an Ag Mechanics Welding information packet. Entry of just a packet without an accompanying exhibit is not a sufficient exhibit.

Each exhibitor is required to complete the "4-H Ag Mechanics Welding Exhibit Information Form" which is available through your local K-State Research and Extension office or at www.STEM4KS.com. This form must be attached to the outside of a 10" x 13" manila envelope. Do not tie the envelope to the exhibit. All revisions of all forms previously released for the division dated prior to the current year are void for use and new forms must be obtained and used that are dated by the State 4-H for the current year.

Each exhibit information packet should include the following items: a. Bill of materials for the project with associated costs, scrap items used may be listed as having a \$0.00 cost b. 1 to 5 pages of photos showing work on the exhibit, preferably from a beginning state to final or completed state c. If appropriate schematics or working drawings relating to the creation or repair d. If appropriate operating instructions.

3902. Welding Display Board— 3 feet by 3-foot display board with different pieces of metal attached illustrating different types of welds, each weld being labeled)

1100. Welding Ag Repair—Repair of ag equipment with welding)

1101. Welding Ag Fabrication—Creation of new ag equipment with welding

1102. Welding General Repair—Repair of non-ag equipment with welding

1103. Welding General Fabrication—Creation of non-ag equipment with welding

1104. Welding Artistic Fabrication—Creation of artistic or interpretive pieces with welding

1105. Brazing Repair

1106. Brazing Fabrication

1107. Smithing Display Board—3 foot by 3-foot display board with different pieces of forged metal attached illustrating different forms, each form being labeled

1108. Smithing—A design forged with at least one to four elements

1109. Ag Mechanics Welding Educational Display, Notebook or Poster

Awards- (all ages)

- Grand Champion *Rosette, Premium, and GC Award*
- Reserve Champion *Rosette, Premium, and Res. Award*

Judging will be on Wednesday, July 22nd at 10 a.m.

Field Crops Classes

1. Exhibits will be displayed in the 4-H building. Check in Wednesday, July 22nd from 8:30-9:30 am ONLY.

2. All exhibits must be grown by the exhibitor. **Every entry must be identified by hybrid or variety name.** Exhibits should be as mature as possible. All classes calling for a gallon sample may have a 2 1/2-3 inch in diameter cylinder placed in a glass gallon container to reduce the amount of grain to about three quarts.

1201. Corn, Yellow (10 ears), variety or hybrid must be named

1202. Corn, White (10 ears)

1203. Corn (one-gallon jar)

1203A. Hybrid corn, Exhibit to consist of 3 entire plants, Hybrid must be named. * Not State Fair eligible.

1204. Grain Sorghum, hybrid (10 heads)

1205. Forage Sorghum, hybrid, Exhibit to consist of the entire plant; no roots. (5" bundle, tied)

1206. Other Forage Sorghum; Exhibit to consist of entire plant; no roots. (5" bundle, tied)

1207. Wheat, hard red winter (one-gallon jar)

1208. Wheat, soft red winter (one-gallon jar)

1209. Wheat, hard white (one-gallon jar)

1210. Wheat, variety plot display (for 4-Hers enrolled in wheat variety plot project)

1211. Barley, variety named (one-gallon jar)

1212. Edible field beans, sample of seed from most recent harvest (one-gallon jar)

1213. Edible field beans, bundle of 5 plants with roots intact from most recent harvest

1214. Oats (one-gallon jar)

1215. Soybeans, plants, from most recent harvest (5 plants)

1216. Soybeans, from most recent harvest (one-gallon jar)

1217. Sunflowers, confectionery (3 heads)

1218. Sunflowers, confectionery (one-gallon jar)

1219. Sunflowers, oil seed (3 heads)

1220. Sunflowers, oil seeds (one-gallon jar)

1221. Miscellaneous crop, one-gallon jar of seeds or 10 heads from current project.

1222. Alfalfa seed (one-gallon jar)

1223. Brome grass seed (one-gallon jar)

1224. Other tame grass seed (one-gallon jar)

1225. Alfalfa hay (one flake or slice from a rectangular bale, or 10" section cut from a round bale. The flake or slice should be approximately 6" thick and tied in 2 directions)

1226. Grass Hay (10" flake or slice 6" thick and tied in 2 directions)



Drs. Cooper & Banninger, LLC.

Family Vision Care

1000 E. Cloud, Salina, KS 67401, 785.823.6391

1227. **Weed Control Exhibit**—Collect, identify, press, mount, and label a minimum of 15 weeds. Try to include roots, stems, leaves, and flowers. Three of the weeds must be noxious weeds preferably found in Mitchell County. A standard 9"x12" scrapbook may be obtained in which to permanently mount your weed specimens. Prepare a list for scrapbook of the weeds mounted, showing common name, scientific name, and where it was found. Collect and identify weed seeds found in crop seeds. Mount them for display purposes. Write a story showing definite methods on "How We Control Weeds on Our Farm" or "How We Control Weeds at Home" (300 words).

Awards- (all ages)

- Grand Champion *Rosette, Premium, and GC Award*
- Reserve Champion *Rosette, Premium, and Res. Award*

ASTRONOMY DEPARTMENT

1. The 4-H member must be enrolled in the 4-H Astronomy project to exhibit in this division.
2. Each exhibitor may enter one exhibit per class.
3. Telescopes entered in this division may be built from a kit or by original design. Pre-finished telescopes which require no construction are not acceptable exhibits.
4. Telescopes are limited to no more than three feet in length. They must be placed on a stationary stand that doesn't allow the telescope to roll and/or fall over. The stand cannot extend past two feet in length or width.
5. Each telescope exhibit must include a "4-H Astronomy Exhibit Information Form," available at www.STEM4KS.com. Use the most recent dated form, older forms are not acceptable.
6. With the exhibit, include construction plans (or a photocopy) of the telescope.
7. At least two photographs showing telescope construction and operation are required. Photographs should be mounted on one side of an 8.5"x11" page. A brief caption should accompany each photograph. Place photos in the 10" x 13" manila envelope. Up to 10 pages of pictures can be included.
8. The telescope must be properly assembled and painted with a smooth and uniform finish. Decals, if used, should be attached smooth and tight

9. Telescopes designed by the exhibitor must be original, not a modification of an existing kit.

10. If a safety violation is noted by the judges, superintendent, or other staff the exhibit may be disqualified or lowered in ribbon ranking.

1301. Telescope made from kit.

1302. Telescope made from original design.

1303. Other Astronomy Exhibit (Not State Fair Eligible)

1304. Astronomy Educational Display, Notebook or Poster

Awards- (all ages)

- Grand Champion *Rosette, Premium, and GC Award*
- Reserve Champion *Rosette, Premium, and Res. Award*

BUILDING BLOCK (LEGO) ENGINEERING DEPARTMENT

Judging will be on Thursday, July 23rd at 9:00 am

1. The Building Block Engineering project has an emphasis on using architectural blocks ("Legos" to construct dioramas allowing youth to explore architectural design in a three-dimensional space.
2. Each exhibitor may enter no more than one exhibit in this division. Exhibits must have been constructed during the current 4-H year.
3. Total exhibit dimensions may not exceed 2 feet high, by 2 feet wide, by 2 feet deep. The minimum exhibit dimensions must be at least 6 inches wide and deep.
4. All exhibits may be placed in a sturdy see-through enclosure with a top, bottom, and 4 sides. A clear tub turned upside down with the exhibit placed on the lid would be an acceptable enclosure. It may be desirable to place a cutting board or other hard surface between the lid and base plate of the exhibit to make it sturdier. This is to keep exhibit components from being "scattered to parts unknown" at the fair.

The outer dimensions of the enclosure do not count towards the total exhibit dimensions but should not be excessive. The entire exhibit should fit in the display enclosure, so the enclosure does not smash into the exhibit during movement.

5. All components used in construction should be dust and hair-free, clean, free of chips, scuffs, cracks, or broken blocks. Architectural elements should have a consistent look. Gaps or cracks should not be visible between assembled blocks.

6. The primary building component should be interlocking blocks, commonly referred to by the brand name of Lego. Other components can be integrated into dioramas to illustrate architectural aspects that may be difficult to convey with traditional interlocking blocks, for example marbles for small round objects.

7. The use of existing “store bought” sets for major elements of the display is not allowed, use of figurines from sets is allowed as is using individual bricks or small sub-assemblies to create something different than the set it came from. For example, a car hood or front end from a car kit could be used in a “car museum,” just not the entire car. The intent of this is to ensure fairness among exhibitors and encourage maximum creativity instead of just following a set of plans.

8. Dioramas should be suitably complex and have multiple elements, for example, a campsite that has a log cabin, a tree fort, and a car.

9. All dioramas should have a story, which is part of the information pack, that describes what is happening in the diorama; this can be as simple or complex as needed to explain to someone looking at the exhibit what is happening.

10. Vehicles that are intended to stay in a single place should be affixed to base plates with sticky tack, hot glue, or other method.

11. Mechanical enhancements or motion elements that add motion to the diorama are acceptable and encouraged. For example, marry-go-rounds, doors, elevators, gears, marbles going down a channel, flapping wings, animatronics, etc. If included judges should be able to use them and instructions should be provided for operation either in the story or on a separate page.

12. Artistic designs, for example recreating paintings like the “Mona Lisa” or “Starry Nights” and sculptures like “David,” are not permitted as exhibits and one ribbon placing should be deducted, these exhibits should be displayed in Visual Arts.

13. The exhibitor’s name(s) and county or district must be tagged or labeled in a prominent location on the display, additionally the display case should have the exhibitor’s information attached to it as well, as the top part of the case may be separated from the display.

14. Each exhibitor is required to complete the “4-Building Block Engineering Exhibit Information Form” which is available through your local K-State Research and Extension office or at www.STEM4KS.com. This form must be attached to the outside of a 10” X 13” manila envelope. Do not tie the envelope to the exhibit.

15. With each exhibit include the following information:

a. 1 to 5 pages of photos showing work on the exhibit, preferably from a beginning state to final or completed state. Final pictures help in determining where a part might go in case something comes loose.

b. If appropriate operating instructions for mechanical portions of the diorama.

c. If appropriate, include all directions from kit/set.

1500. Basic Design—Any design. Can be original or kit. Not state fair eligible.

1501. Introductory Diorama- Illustrating at least 2 architectural features beyond floors, ceilings and walls

1502. Experienced Diorama—Illustrating at least 4 architectural features beyond floors, ceilings, and walls, and includes 2 or more motion elements

1503. Advanced Diorama—Illustrating at least 6 architectural features beyond floors, ceilings, and walls and includes 2 or more motion elements

1504. Master Diorama—Illustrating at least 8 architectural features beyond floors, ceilings, and walls and includes 3 or more motion elements.

1505. Building Block Engineering Educational Display, Notebook or Poster

Awards- (all ages)

- Grand Champion *Rosette, Premium, and GC Award*
- Reserve Champion *Rosette, Premium, and Res. Award*

CIVIC ENGAGEMENT DEPARTMENT

1. This is a county-only exhibition department.

2. Youth must be enrolled in civic engagement project area by the May 1 project enrollment deadline to be eligible for this department.

3. Each exhibit should share with others what you learned in the project. The exhibit is to be in the form of a poster, notebook or display.

4. Follow copyright laws as explained in the General Rules as you are preparing your exhibit.

5. Take care to select durable materials that will withstand Fair conditions. No card table displays are allowed.

6. If the exhibit is a poster, it must not be larger than 22”x 28”.

If the exhibit is a display, maximum size is not to exceed a standard commercial 3’ x 4’ tri fold display board.

7. Name and club must be clearly marked on a visible portion of the exhibit, not counting the exhibit card.

- 1600. **My Clubs & Groups:** poster, notebook, or display
- 1601. **Public Adventures:** poster, notebook, or display
- 1602. **My Heritage:** poster, notebook, or display
- 1603. **My Government:** poster, notebook, or display
- 1604. **The World Around Me:** poster, notebook, or display
- 1605. **Peoples & Customs of the World:** poster, notebook, or display

Awards- (all ages)

Grand Champion *Rosette, Premium, and GC Award*
Reserve Champion *Rosette, Premium, and Res. Award*

CLOTHING DEPARTMENTS

Fashion Revue

Judging will be on Monday, July 20th, at 1:00 p.m. at the Beloit First Christian Church. Public Revue will be on Friday, July 24th at 5:30 at the Entertainment Stage at the Fair. Judging will be done by divisions. A schedule will be sent to participants with the time assigned.

1. Pre-entries are due at the Extension Office on July 2nd.
2. Members may model two outfits in the Sewing & Textile Design (formerly construction) revue.
3. Members may model two outfits in the Shopping in Style (formerly Buymanship) revue, but only one entry per class
4. Shopping in Style Revue, majority of the outfit must be purchased (not borrowed) and modeled by the 4-Her. Contestants should use good sense in choosing items that are appropriate to be modeled publicly.
5. A picture of the model (both boys and girls), in the garment styled for judging, is to be presented to the judge at the time of judging. This picture will be displayed at the fair.
6. No live animals may accompany participants; exceptions include service animals.

NOTE: At the state fair boys' and girls' classes are together.

Sewing and Textile Design Revue

- 1700. Junior Division (7-9 years old before Jan. 1 of current year). A constructed article, garment, or outfit.
- 1701. Intermediate Division (10-13 years old before Jan. 1 of current year) A constructed article, garment, or outfit.
- 1702. Senior Division (14 & older before Jan. 1 of current year) A constructed article, garment, or outfit.

Awards-

- Jr., Int., Sr. Grand Champion *Rosette, Premium*
- Jr., Int., Sr. Reserve Champion *Rosette, Premium*
- Overall Sewing and Textile Design Revue Champion *Rosette, Premium, and GC Award (All ages)*
- Overall Sewing and Textile Design Revue Reserve Champion *Rosette, Premium, and Res. Award (All ages)*

Shopping in Style Girls Revue

Juniors (9 years and under before Jan. 1 of current year)

- 1800. Formal (any length)
- 1801. Dress (dress or suit suitable for church or special school function)
- 1802. School/Casual (sweaters, slacks, skirts, jeans, jumpers, shorts)
- 1803. Active sportswear (tennis, jogging, spandex, sweats, wingsuit)

Intermediates (10–13-year-old before Jan. 1 of current year)

- 1804. Formal (any length)
- 1805. Dress (dress or suit suitable for church or special school function)
- 1806. School/Casual (sweaters, slacks, skirts, jeans, jumpers, shorts)
- 1807. Active sportswear (tennis, jogging, spandex, sweats, wingsuit)

Seniors (14 years and older before Jan. 1 of current year)

- 1808. Formal (any length)
- 1809. Dress (dress or suit suitable for church or special school function)
- 1810. School/Casual (sweaters, slacks, skirts, jeans, jumpers, shorts)
- 1811. Active sportswear (tennis, jogging, spandex, sweats, wingsuit)

Awards-

- Jr., Int., Sr. Grand Champion *Rosette, Premium*
- Jr., Int., Sr. Reserve Champion *Rosette, Premium*
- Overall Shopping in Style Girls Champion *Rosette, Premium, and GC Award (All ages)*
- Overall Shopping in Style Girls Reserve Champion *Rosette, Premium, and Res. Award (All ages)*

Shopping in Style Boys Revue

Juniors (9 years and under before Jan. 1 of current year)

- 1812. Dress outfit (suit, dress pants, and sport coats)
- 1813. School/Casual (sweaters, slacks, jeans, jacket or shirt)
- 1814. Active sportswear (tennis, jogging, spandex, sweats, wingsuit)

Intermediates (10–13-year-old before Jan. 1 of current year)

- 1815. Dress outfit (suit, dress pants, and sport coats)
- 1816. School/Casual (sweaters, slacks, jeans, jacket or shirt)
- 1817. Active sportswear (tennis, jogging, spandex, sweats, wingsuit)

Seniors (14 years and older before of Jan. 1 of current year)

- 1818. Dress outfit (suit, dress pants, and sport coats)
- 1819. School/Casual (sweaters, slacks, jeans, jacket or shirt)
- 1820. Active sportswear (tennis, jogging, spandex, sweats, wingsuit)

Awards-

- Jr., Int., Sr. Grand Champion *Rosette, Premium*
- Jr., Int., Sr. Reserve Champion *Rosette, Premium*
- Overall Shopping in Style Boys Champion *Rosette, Premium, and GC Award (All ages)*
- Overall Shopping in Style Boys Reserve Champion *Rosette, Premium, and Res. Award (All ages)*

SEWING and TEXTILE DESIGN

Judging will be by consultation on Monday, July 20th, at the Beloit First Christian Church. Judging will be at 1:00 pm. Come at your convenience, NO schedule is being made. Pre-entries are not required in clothing construction.

1. Two Garment or outfit entries per phase you are enrolled in and two article entries. Sewing boxes count as an article entry. For State Fair: one constructed piece and one educational exhibit.
2. Pre-cut kits are acceptable for all clothing classes. **All articles/garments must be finished for use.**
3. All entries must be exhibited at the County Fair. Check-in time is 8-9:30 am on July 22nd or 23rd.
4. Educational Classes. Share with others what you learned in the Sewing & Textile project. Exhibits may be in the form of a poster, notebook, or display. If a poster, it must not be larger than 22" x 28". If a display, maximum size is not to exceed a standard commercial 3'x4x tri-fold display. No card table displays are allowed. Take care to select durable materials that will withstand Fair conditions. Name and county must be clearly marked on educational exhibits.

Sewing & Textile Design awards will be given according to age levels: Junior, Intermediate, Senior.

A Rosette will be awarded to the Champion overall educational exhibit

Juniors (9 years and under before Jan. 1 of current year)

- 1900. An article, garment, or outfit constructed by a 7–9-year-old exhibitor enrolled in the Sewing & Textile Design Project.
- 1901. Educational exhibit prepared by a 7–9-year-old exhibitor enrolled in the Sewing & Textile Design Project.
- 1902. Sewing Box (Should contain shears, scissors, thimble, needles, thread, tape measure, hem gauge, tailor's chalk or marking pens, pins, small notebook, needle book, pin cushion).

1903. Recycled Clothing Project—an item made of at least 50% recycled material (recycled means reusing an existing item in a new way). Could be remaking/redesigning a garment, repurposing a clothing item for a new use, etc. Must include sewing of some kind. A 3" x 5" index card MUST accompany the entry describing the recycled materials and how they were used in the item

Intermediates (10–13-year-old before Jan. 1 of current year)

- 1904. An article, garment, or outfit constructed by a 10-13-year-old exhibitor enrolled in the Sewing & Textile Design Project.
- 1905. Educational exhibit prepared by a 10–13-year-old exhibitor enrolled in the Sewing & Textile Design project.
- 1906. Recycled Clothing Project—an item made of at least 50% recycled material (recycled means reusing an existing item in a new way). Could be remaking/redesigning a garment, repurposing a clothing item for a new use, etc. Must include sewing of some kind. A 3" x 5" index card MUST accompany the entry describing the recycled materials and how they were used in the item.

Seniors (14 years and older before Jan. 1 of current year)

- 1907. An article, garment, or outfit constructed by a 14 & older exhibitor enrolled in the Sewing & Textile Design project.
- 1908. Educational exhibit prepared by a 14 year & older exhibitor enrolled in the Sewing & Textile Design Project.
- 1909. Recycled Clothing Project—an item made of at least 50% recycled material (recycled means reusing an existing item in a new way). Could be remaking/redesigning a garment, repurposing a clothing item for a new use, etc. Must include sewing of some kind. A 3" x 5" index card MUST accompany entry describing the recycled materials and how they were used in the item.



FIRST NATIONAL BANK *and* TRUST

Phillipsburg - Logan - Long Island
SMITH COUNTY BANK - Smith Center
SOLOMON VALLEY BANK - Beloit
www.agbank.bank - Member FDIC

Definitions

Article - An item constructed in a clothing and textiles project that has been hand or machine-sewn. To include, but not limited to a pin cushion, home décor (wall hanging, pill or curtains), tote bag, travel bag, lingerie case, wearable fiber art to embroidery or applique on items made caps, hats, scarf.

Garment—skirt, vest, blouse, shirt, pair of slacks, dress, jumper, coat, jumpsuit, etc.

Outfit—2 or more pieces that can be worn together at the same time, but not necessarily a complete outfit.

3-piece coordinated outfit—The third piece could be worn with one or both, but not necessarily at the same time, such as a skirt, blouse, and pants or 1 skirt and 2 blouses. All three must be made by the exhibitor, do not exhibit purchased items.

Awards-

- Jr., Int., Sr. Sewing and Textile Design Champion *Rosette, Premium, and GC Award*
- Jr., Int. Sr. Sewing and Textile Desing Reserve *Champion Rosette, Premium, and Res. Award*

SHOPPING in STYLE

Posters can be flat poster board or foam board, no larger than 22" x 28."

Tri-fold educational displays must be free-standing and no larger than 36" x 48."

Photos of 4-H members in purchased outfits must demonstrate criteria as outlined on the scoresheet. Consider multiple angles, good light, and highlight details so that the judge may accurately evaluate the exhibit.

CLOVERBUD DEPARTMENT

1. Cloverbuds are to be enrolled in 4-H Online and one project by May 1. They are only allowed to exhibit for participation experience in one project area in the 4-H Division.

2. The Cloverbud needs to participate in the respective project area's judging. They should select a class in the project area and strive to meet the project requirements as a practice experience for future years. Exhibit requirements can be adjusted to be age appropriate.

Showmanship is not part of Cloverbuds, rather it is overseen by the Fairboard and not the Post Rock District.

4. Cloverbuds will receive a participation ribbon.
2000. Cloverbud exhibit (non-livestock)

COMPUTER SCIENCE DEPARTMENT

1. The actual construction of computer hardware (i.e., building a computer, electronic devices with a motherboard-based manipulation) will remain in the Electrical/Electronics division.
2. Each exhibitor may enter one exhibit per class.
3. The exhibitor must provide all equipment needed for the judge to view and evaluate their exhibit.
4. Regardless of exhibitor age, computer systems exhibit in this division must refer to the Kansas State Fair book "4-H Computer Science" section for exhibit paperwork and entry expectations. <https://www.kansas4-h.org/educational-experiences/fair-resources/kansas-state-fair/>

5. Judging is based on 4-H Engineers Journal (what I learned to make it work; 50% of overall score), Instructions (how I help others make it work); Functionality (how does it work); Diagrams/Code (how I think it works)

2100. Computer program, application, app, script, or coded system that is new and unique (not merely a file run in a program, such as a 'word document' or a picture drawn in 'Microsoft Paint.')

2101. Coded website built entirely by the 4-H Member (not using a pre-made template generator such as Wix or Squarespace). Items in this class could be coded in HTML, CSS, JavaScript, WordPress, or other web-based programming languages or platforms

2102. Microcontroller or microcomputer application - a small circuit board that is programmed to accomplish a specific task (projects built and programmed using Raspberry Pi, Arduino, etc.)

2103. Computer Systems Educational Display, Notebook, or Poster

2104. Other Computer Systems Exhibit (not State Fair eligible)



CVA CENTRAL VALLEY AG

Together, we're stronger. Around the table or in the field, every voice matters—every sacrifice, every win.

The table is set.
We're saving you a seat.

www.cvacoop.com

The image features a collage of agricultural scenes. At the top left is the CVA Central Valley AG logo. The background shows a large irrigation system in a field. In the center, a group of people are sitting around a long table outdoors, engaged in conversation. Below this, there are several smaller, framed images: a woman and a child, a man looking at a smartphone, a man and a child walking, and a man standing next to a piece of farm machinery.

ELECTRIC & RENEWABLE ENERGY DEPARTMENT

1. Exhibitor is to be enrolled in the project phase they are exhibiting. Exhibitor may enter one exhibit per class in the energy management department.
2. Exhibits may have been used, but if so, should be cleaned before exhibiting.
3. A sheet of operating instructions should be furnished for any exhibit not self-explanatory.
4. Exhibit must be operable using only 110 or 120 AC or battery power. If battery power is required, batteries should be furnished.
5. Any project with a complexity of size or electronics must have (a) instructions for assembly and use and (b) equipment available at judging time for testing the exhibit.
6. No hand-dipped solder may be used on exhibits.
7. Lithium batteries must be accessible or removeable in exhibits for safety purposes. The exhibit cannot contain a locked compartment housing a lithium battery.
8. The National Electric Code (NEC) will apply for judging.
9. All electrical exhibits' wiring and connections must be accessible for examination by the judges. Sealed exhibits that cannot be opened for inspection are not acceptable.
10. If a safety violation is noted by the judges, superintendent, or other staff, the exhibitor's exhibit, at the judge's discretion, may receive a reduced ribbon placement or disqualification.
11. It is strongly recommended that exhibitors striving to qualify for the Kansas State Fair, review the Kansas State Fair Book and meet all paperwork expectations at the county level. This will provide a higher-quality judging experience for the youth. Visit <https://www.kansas4-h.org/educational-experiences/fair-resources/kansas-state-fair/>

Electrical and Electronics

2200. AC Electric projects—With 110 or 120 V alternating current (AC) power source. Some project examples are household wiring, demonstrations, small appliances, extension cords, trouble lights, indoor or outdoor wiring boards, or shop lights. Projects may be restoration or original construction. The project must be operational and meet minimum safety standards. AC projects must be 110/120V, no 240V exhibits are allowed, and must be constructed such that the judges have wiring access to examine the quality and safety of workmanship.

2201. DC Electric projects—With a battery or direct current power source. This class includes electric kits or original projects. This class also includes demonstration DC powered projects. Examples include wiring two or three-way switches, difference between series/parallel lighting circuits or wiring doorbell switches. All DC electric projects must include batteries supplied by 4-Her. Projects must be constructed such that the judges have access to examine the quality of wiring workmanship.

2202. Electronics Projects with a battery or direct current power source. This class includes electronic kits or original projects. Examples include radios, telephones, toy robots, light meters, security systems, etc. May be constructed using printed circuit board, wire wrap, or breadboard techniques. Include instruction/assembly manual if from a kit. Include plans if an original project. Projects must be constructed such that the judges have access to examine the quality of wiring workmanship.

2203. Educational Displays and Exhibits. — The purpose of the educational display and exhibit is to educate the viewer about a specific area of the 4-H electrical or electronics project. The display or exhibit should illustrate one basic idea. This class includes any educational displays, exhibits or science fair type projects which DO NOT have a power source, i.e. exhibits, posters or displays or wire types, conduit types, electrical safety, tool or motor parts identification or electrical terminology. Educational displays and exhibits must be legible from a distance of four feet, using a maximum tri-fold size of 3'x4'.

2204 - Newly built or repaired computers. This class is for newly built or repaired computers (laptop or PC) and allows 4-H members to demonstrate skills integrating the various parts of a computer into a single unit. Displays should show either a fully functional computer or show what the individual components do. The display should be free of dust and cabled neatly. Fully functional computers should boot up and do need to include a monitor, keyboard, or mouse at the County Fair.

2205 – Electric Educational Exhibit - The purpose of the educational display and exhibit is to educate the viewer about a specific area of the 4-H electrical or electronics project. The display or exhibit should illustrate one basic idea. This class includes any educational displays, exhibits or science fair type projects which DO NOT have a power source, i.e. exhibits, posters or displays of wire types, conduit types, electrical safety, tool or motor parts identification or electrical terminology. Educational displays and exhibits must be legible from a distance of four feet, using a maximum tri-fold size of 3' x 4'.



Alternative Energy

Alternative Energy is a form of energy derived from a natural source, such as the sun, geothermal, wind, tides or waves. All Exhibits in this division are limited in size to standard, trifold, display boards (36"X48") and items may not extend beyond 12" from the backboard. All displays must be self-standing.

2206. Educational Display. Create an exhibit that addresses a focused topic related to power generated from a renewable energy source. The purpose of the exhibit is to inform and create awareness.

2207. Experiment. Display an experiment addressing a problem or question related to power generated from a renewable energy source. Include hypothesis, background research, variables, a control, data findings, conclusions and recommendations for future study.



Jake Krone

785-534-1985

ENTOMOLOGY DEPARTMENT

1. A 4-H member can exhibit in the Entomology Collection, Entomology Notebook, and/or Educational Display categories. No more than one entry per class.

2. Insect Collection Rules: Follow the Kansas State Fair Entomology project expectations for Insect Collection Rules. This includes the type of display box; how to collect, arrange, and identify specimens, etc. Failure to follow the state fair expectations at the county-level may impact the award received, per the discretion of the judge, based on the youth's age and experience level in the project. Visit <https://www.kansas4-h.org/educational-experiences/fair-resources/kansas-state-fair/>.

3. Entomology Notebook and Display Rules: Follow the Kansas State Fair Entomology project expectations for Entomology Notebook Rules; Educational Display Rules; and Monarch Butterfly Educational Display Rules. Failure to follow the state fair expectations at the county-level may impact the award received, per the discretion of the judge, based on the youth's age and experience level in the project. Visit <https://www.kansas4-h.org/educational-experiences/fair-resources/kansas-state-fair/>.

Collection Classes

1. Entries should be submitted in an 18 x 24 x 3.5-inch wooden display box with a clear plastic top (such as Plexiglas). Boxes can be handmade or purchased as long as they are of the correct size and do not have a glass top.

2. 4-H'ers may choose to use one of two taxonomies:

- a) As printed in "Insects in Kansas" book
- b) As printed on the "Insects in Kansas Book: 2016 revised Taxonomy", which follows www.bugguide.net.

3. Each exhibitor is required to identify each box with two identification labels bearing exhibitor's name and statement of taxonomy used. One label goes in the upper left corner of the box (inside) and the other on the lower right corner of the box (outside). Arrange specimens in the box so it can be displayed lengthwise

4. The number of orders, specimens (and families where required) must be included on both of the exhibitor's box identification labels. Only one adult insect per species can be used in Collection Boxes and Notebook Classes, unless labeled as male or female and correctly identified.

5. Arrangement of specimens: The preferred method is to arrange the insects in groups or rows parallel to the short sides of the box. Specimens are to be arranged by order in the box, then family where required

6. Two labels should be centered on the pin beneath each specimen. First (closest to the specimen) is the common name label and the second label should include date/locality. Full county name, state abbreviation and collector name on the second. Collector's name on the date/locality label is optional.

7. The specimens should be collected by the exhibitor and should focus on Kansas insects. Insects may be collected from one county into bordering states and labeled accordingly. Please refer to "Entomology Collection Exhibit Resource" for full details on out-of-state insects in collections.

8. Only Specimens of the class Insect should be included. *This means specimens from arachnids, such as spiders, millipedes, centipedes, ticks, mites, etc. will not be judged or included in overall specimen count.*

9. Purchased insects are not to be exhibited in collections, but they may be used in educational displays.

10. Specimens of soft bodied insects such as aphids, lice, termites, etc. should be exhibited in alcohol filled vials; however, the use of alcohol filled vials should be limited to only those specimens that lose their shape when pinned, since the vials pose a significant hazard to the rest of the collection if they become loose in transit.

11. Any major violation of rules will result in the exhibit being dropped one ribbon placing.

2300. Explore Entomology: Display in a disposable container with an open top, 10-49 species representing at least 3 orders. Follow the general guidelines listed for Collections. For first- or second-year fair project exhibitors. Not state fair eligible.

2301. Beginning I Entomology Collection: Display in one standard box a minimum of 50 and maximum of 125 species representing at least 7 orders. Members can exhibit in this class a maximum of 3 years with state fair qualification or until they receive a purple ribbon at the Kansas State Fair, whichever comes first and then they must move up a division.

2302. Beginning II Entomology Collection: Display in one standard box a minimum of 75 and maximum of 150 species representing at least 9 orders. Members can exhibit in this class a maximum of 3 years with state fair qualification or until they receive a purple ribbon at the Kansas State Fair, whichever comes first and then they must move up a division.

2303. Intermediate Entomology Collection: Display a minimum of 100 and a maximum of 300 species representing at least 10 orders. Two standard boxes can be used. Follow the general guidelines listed for Collections. In addition, family identification is required for all insects in any two of the following six orders (only two will be counted for judging) a) "Insects in Kansas" book - Orthoptera, Hemiptera, Homoptera, Coleoptera, Hymenoptera, and/or Diptera b)"Insects in Kansas Book: 2016 Revised Taxonomy", which follows www.bugguide.net - Odonata, Orthoptera, Hemiptera, Coleoptera, Hymenoptera, and/or Diptera On a piece of paper list what you did to improve your collection during the current year.

Refer to State Fair Book for more details about the expanded rules for this class. Members can exhibit in this class a maximum of 3 years with state fair qualification or until they receive a purple ribbon at the Kansas State Fair, whichever comes first and then they must move up a division.

2304. Advanced Entomology Collection—Display a minimum of 150 and a maximum of 450 species representing at least 12 orders. Three standard boxes can be used. Follow the general guidelines listed for Collections. Family identification is required for all insects belonging to the six basic orders as outlined under the Intermediate phase. Only families in the above six orders will be counted for judging. Family identification of insects in the remaining orders is optional, but desirable as long as accuracy is maintained. On a piece of paper list what you did to improve your collection during the current year. Examples: what insects did you add or replace; what orders and/or families you added; what leadership you provided in this project; and/or what insects you have studied. Attach paper to the back of one of the display boxes. Members may continue to exhibit in this class at the Kansas State Fair for an unrestricted number of years as long as they remain eligible for 4-H membership. Refer to State Fair Book for more details about the expanded rules for this class

Entomology Notebook Classes

1. Individual entries are to be placed for display in a three-ring notebook for competition.
2. 4-H'ers may choose to use one of two taxonomies.
 - a) As printed in "Insects in Kansas" book or
 - b) As printed on the "Insects in Kansas Book: 2016 Revised Taxonomy", which follows www.bugguide.net
3. 4-Hers who have been previously enrolled in or are currently enrolled in the other phases of the Entomology project need to start with the Beginning Phase of Entomology Notebooks, not the Introductory phase.
4. Each exhibitor is required to identify the notebook by placing a Title Page in the front of the notebook bearing the exhibitor's name, county or district and class 4-Her is enrolled in and statement of taxonomy used:
 - a) "Insects in Kansas" book or
 - b) "Insects in Kansas Book:2016 Revised Taxonomy" which follows www.bugguide.net

The number of orders, specimens and families (required in intermediate and advanced classes) must also be included on the Title Page
5. Specimen pages should be grouped according to order and should include one page per species. If more than one insect is in the photo, an arrow to indicate identified insect should be used.
6. Date, common name, full county name, state abbreviation and collector name should be included for each species. Collector's name on the specimen page is optional.
7. Specimen pages should have two different views of the insect if possible. If pictures are taken on different dates/localities, include information for both.
8. A statement describing the habitat where found/host plant may be included and is encouraged and will be worth a bonus 10 points total, not per page. For intermediate and advanced notebooks, this is strongly encouraged.
9. A divider page is to be placed in front of each order of insects with the order name printed on the tab for the page and also on the front of the divider page.
10. For intermediate and Advanced classes, insects are also to be grouped by family behind each order divider.

11. If the exhibitor has been in the same class for more than one year, a separate sheet of paper needs to be added stating how many years the exhibitor has been in this class of the project and what the exhibitor did this year to improve their notebook. Place the paper just behind the title page in the front of the notebook.
12. A special project must be completed each year and included in the notebook. See project guideline materials for specifications.
13. Refer to the publication "Entomology Collection Notebook Guidelines" on the Kansas 4-H Entomology web page for more detailed rules for exhibiting.
14. Any major violation of rules will result in the exhibit being dropped one ribbon placing.

2305 Introductory Entomology Notebook: Display a minimum of 10 and a maximum of 30 insect species representing at least 6 different orders. A 4-H member may exhibit in this class for a maximum of two years with state fair qualification.

2306 Beginning I Entomology Notebook: Display a minimum of 20 and a maximum of 50 insect species representing at least 7 different orders. Members can exhibit in this class for a maximum of 3 years with state fair qualification or until they receive a purple ribbon at the Kansas State Fair.

2307 Beginning II Entomology Notebook: Display a minimum of 40 and a maximum of 70 insect species representing at least 8 different orders. Members can exhibit in this class for a maximum of 3 years with state fair qualification or until they receive a purple ribbon at the Kansas State Fair.

2308 Intermediate Entomology Notebook: Display a minimum of 60 and a maximum of 100 species representing at least 9 orders. In addition, family identification is required for all insects in any two of the following orders: (only two will be counted for judging). Refer to State Fair Book for more details about the expanded rules for this class. Members can exhibit in this class a maximum of 3.

a) "Insects in Kansas" book – Orthoptera, Hemiptera, Homoptera, Coleoptera, Hymenoptera, and/or Diptera b) "Insects in Kansas Book: 2016 Revised Taxonomy" which follows www.bugguide.net Odonata, Orthoptera, Hemiptera, Coleoptera, Hymenoptera, and/or Diptera

Educational Display Classes

2309 Advanced Entomology Notebook: Display a minimum of 100 and a maximum of 200 species representing at least 12 orders. Follow the general rules listed for Notebooks, including the Special project. Family identification is required for all insects belonging to the six basic orders as outlined under the Intermediate phase. Only families in the above six orders will be counted for judging. Family identification of insects in the remaining orders is optional, but desirable as long as accuracy is maintained. Members may continue to exhibit in this class for an unrestricted number of years as long as they remain eligible for 4-H membership. Refer to State Fair Book for more details about the expanded rules for this class.

2310 Entomology Educational Exhibit: Refer to the State Fair Book for more details about the educational exhibit rules for this class.

2311 Beginning Monarch Butterfly Educational Display Class: Refer to the State Fair Book for more details about the exhibit rules for this class.

1. Share with others what you learned in this project. Exhibit any activity or learning experience related to the field of entomology or the Teaming with Insects curriculum that does not fit into Entomology Collection or notebook classes above.

2. Follow copyright laws as explained in the General Rules.

3. The exhibit may be, but isn't limited to, original works, digital presentations (must provide printed hardcopy for exhibit purposes for duration of fair), programs, websites, games, apps, display box, notebook, display or poster which you have made.

4. If the exhibit is a poster, it must not be larger than 22" X 28". If the exhibit is a display, maximum size is not to exceed a standard commercial 3' X 4' tri-fold display board.

5. Any major violation of rules will result in the exhibit being dropped one ribbon placing.

2309. Entomology Educational Exhibit

Awards- (all ages)

- Grand Champion *Rosette, Premium, and GC Award*
- Reserve Champion *Rosette, Premium, and Res. Award*

HINKLE TERMITE & PEST CONTROL

1-800-536-2704



FIBER ARTS DEPARTMENT

1. Fiber Arts is defined as any method of creating a unique design with fiber, fabric or yarn. This may include making fabric (such as weaving, crochet, knitting, needlepoint); or when existing fabric is changed into something quite different (such as quilting or embroidery or ethnic art, or counted cross stitch). Ethnic Fiber Arts should use a fiber, yarn or fabric to create the design exhibit. Non-textile (examples include wood reed, straw, grass, etc.) baskets/pieces should be entered in the Visual Arts Division.

2. Members may make 2 entries per class

3. Identification Label:

- a. Print on 3" x 2.5" piece of cloth: class number, district, and exhibitor's name.
- b. Sew or safety pin this ID label to the front left corner of the flat articles.
- c. For garments, attach ID label to the front left shoulder seam or left side of the waistband, as if you were wearing the garment.

4. When articles that are normally worn as a pair are exhibited, both articles must be shown together. Fasten articles together securely with yarn.

5. Special consideration will be given to articles which are of original design. Such articles should have a note attached explaining the original design

6. The exhibitor should attach an index card, no larger than 4"x6", with the entry form to give the judge any information on what parts of the exhibit you made, processes used, or other information which you think would be helpful for the judge. For all items, please indicate if item was made from a kit. For knitted or crocheted items please indicate fiber content, and specifically if they are made of at least 90% wool. For quilted items, indicate who did the quilting and binding.

7. You are expected to be enrolled in the Fiber Art project in which you enter. When the exhibit is a sewn garment that also includes one or more Fiber Art techniques (knitting, crochet, needle arts, or patchwork and quilting), the determination of what division (Clothing or Fiber Arts) and class in which to enter will be left to you.

8. All Exhibits which need to be hung, MUST have the appropriate sawtooth hanger, rod, wire or other mechanism attached in order to be properly displayed.

9. There are no age specific classes this department. The exhibitor's age and years in the project will be considered by judges. Champion and Reserve Champion will be named at the fair.

10. Judging will be by consultation on Monday, July 20th at 1:00 p.m. at the Beloit First Christian Church.

2400. Crochet, an article, including felted items.

2401. Knitting, an article made either by hand or by knitting machine, including felted items.

2402. Needle Arts, an article created by hand using any of the following techniques: a) embroidery and cross-stitch; b) needlepoint; c) candle wicking; d) crewel; e) lacework; and or f) applique

2403. Patchwork or Quilted article - It is an acceptable practice for you to create the patchwork or quilted article and have someone else quilt it. (See #7)

2404. Rug Making, a rug - acceptable techniques include braiding, latch hook, tying, floor cloth, etc. The finished product should be an item that would be an item used in the home.

2405. Spinning, a skein - minimum 10 yards in length

2406. Weaving, a woven article -- you should attach information about the type of loom or process used (see #7)

2407. Ethnic Arts, an article: This is defined as a Fiber Art technique that is associated with a specific country or culture. It is a practical skill that was developed to provide basic family needs such as apparel, home furnishings or decorations. It is also defined as a method that has been maintained throughout history and passed on to others, often by observation and by example such as batik, a Swedish huck towel weaving, mud cloth, bobbin weaving, tatting, felted items that are not knitted or crocheted, etc. You should attach information on the history of the ethnic fiber art, where it was used, by whom how it was used, short description of the technique, etc. (See #7)



2408. Macramé, an article

2409. Fiber Arts Educational Notebook - Share with others what you learned in this project about a particular Fiber Art. Exhibits should be in the form of a notebook or binder. The notebook should include a narrative section describing the fiber art. It should include a clear description of the project, technique, budget, supplies, goals, accomplishments, successes, failures, and future plans. It may include samples of techniques, how-to photographs of completed projects, or other ways of educating others about fiber arts. NOTE: a collection of brochures, web pages, patterns, record book forms, etc. does not constitute an educational notebook. Follow copyright laws as explained in the General Rules as you are preparing your exhibit. Name, local unit and fiber art covered must be clearly marked in the notebook

2410. Other Fiber Arts Exhibit (Not State Fair Eligible)

Awards- (all ages)

- Class 2403 Overall Grand Champion Quilt *Rosette, Premium, and GC Award*
- Class 2403 Overall Reserve Champion Quilt *Rosette, Premium, and Res, Award*
- Overall Grand Champion Fiber Arts (Excluding class 2403). *Rosette, Premium, and GC Award*
- Overall Reserve Champion Fiber Arts (Excluding class 2403). *Rosette, Premium, and Res, Award*

FOODS & NUTRITION DEPARTMENT

An award will be presented to the overall champion Jr., Int. & Sr. food exhibit. Jr. Division—7-9 before Jan. 1 of current year, Intermediate Division—10-13 before Jan. 1 of current year, Sr. Division—14 & older before Jan. 1 of current year

1. A member may take 3 baked products and one educational display in the foods and nutrition department.
2. The entire product must be entered and uncut. Exhibit 3 cookies, 3 muffins, 3 breadsticks, etc.
3. Remove baked products, except pies, from pans and place on paper plates or cardboard. Each baked item must be in a plastic bag, disposable plastic containers or boxes. If it is an item such as a cake, or loaf of bread bring the whole item. **DO NOT BRING A BAKED ITEM IN THE PAN.** If a baked item is brought in a pan, it will be lowered one placing. Pies must be in disposable pans.
4. Recipes are required for all food exhibits (except educational exhibits). These should be on an index card no larger than 3x5. Item will be lowered one ribbon placing if there is not a recipe with it.

5. Food Gift Package or Specialty Food Product. No alcoholic beverages will be accepted. A food gift package must contain at least 3 different food items, (prepared for human consumption), made by the 4-Her, in a suitable container no larger than 18" x 18" x 18". Prepared food items must have recipes attached with the entry. Additional homemade food items beyond the 3 minimum or purchased items may also be included in the gift basket. On the back of the entry card, answer these questions: A) What is the intended use B) What food safety precautions were taken during and after preparation. This entry will count as a non-perishable food product, not as an educational exhibit. Home canned foods must follow Food Preservation rules. Canning jars should not be used for baking per manufacturer's instructions. They could break during baking.

6. Educational classes: Exhibits may be in the form of a poster, notebook or display. If a poster, it must not be larger than 22" x 28". If a display, it should not exceed a standard commercial 3'x4' tri-fold display board. No card table displays are allowed. **NOTE:** A collection of your favorite recipes in a recipe box does not constitute an educational exhibit. Take care to select materials that will withstand Fair conditions. Name must be clearly marked on educational exhibits.

7. ONLY NON-PERISHABLE FOOD ITEMS WILL BE ALLOWED!!!

Judges have the right to refuse to taste food which they feel has not been handled properly. Fruit pies and pecan pies are acceptable.

8. For food safety purposes, any food with custard and dairy based fillings and frostings (ex. cream cheese), raw eggs, flavored oils, "canned" bread or cakes in a jar, cut fresh fruit or any food requiring refrigeration (ex. bacon) or unbaked exhibit with raw flour (ex. no bake cookies) will be disqualified and not judged. Refer to K-State Research and Extension publication 4-H488, Judge's Guide for Food and Nutrition Exhibits and MF3544, Food Safety for Frostings and Fillings, for information to help make informed, safe food exhibit decisions.

9. All unfrosted cakes should be exhibited in an upright position with crust showing, except for those cakes made with special designs such as Bundt cakes. They should have top crust side down.

10. For food safety purposes, any entries with frostings and fillings must calculate the amount of sugar in the frosting/filling recipe only. The calculation must be attached to the entry.

Frosting and fillings need to contain more than 65% sugar for safety. Examples on how to calculate this percentage are included in the publication located

at: <https://bookstore.ksre.ksu.edu/pubs/MF3544.pdf> A worksheet is available

at: https://bookstore.ksre.ksu.edu/item/frostings-andfillings-worksheet_4H1171 An exception is German Chocolate Cake frosting, it is safe at room temperature. Visit the Extension Office for safe frosting recipes.

11. Judging will be by consultation, beginning at 9 am at the Beloit First Christian Church on Monday, July 20th. You will sign in and be judged in that order. You must be signed in by 10 am.

12. Alcohol is not allowed as an ingredient in food entries. They will be disqualified and not judged.

13. Visit the Kansas 4-H Project Area – Foods and Nutrition on the Kansas 4-H website to access a variety of resources helpful to be successful in this area.

Awards-

- Jr., Int., and Sr. Grand Champion *Rosette, Premium, and GC Award*
- Jr., Int., and Sr. Reserve Grand Champion *Rosette, Premium, and Res. Award*

Foods Classes—Junior

2500. For 7–9-year-old exhibitors; a non-perishable food product

2501. Educational exhibit prepared by 7–9-year-olds. See size guidelines above

Foods Classes—Intermediate

2502. For 10–13-year-old exhibitors; a non-perishable food product.

2503. Educational Exhibit prepared by 10–13-year-olds. See size guidelines above.

Foods Classes—Senior

2504. For 14 Years & older exhibitors; non-perishable food product.

2505. Educational Exhibit prepared by 14 years & older exhibitors. See size guidelines above.

Yeast Bread— Open to all ages

2506. **Best Yeast Bread Award.** Fill out a separate entry card, but entry can be a bread used in another class. Best yeast bread does not include quick breads. Award Sponsored by Ag Mark LLC.

Award

- Best of Show *Rosette and Prize*

Club Food Displays

Each club will have a theme and display their foods as a club on the food display shelves. If there a fair theme, it is recommended to align with the fair theme. The number of shelves will be determined by the number of persons enrolled in the project. Display shelves will be judged Thursday, July 25th. Each will receive a ribbon placing.

Judging scorecard is:

Interest & Originality—50%

1. Original, unusual method of display
2. Holds interest of people
3. Has one central theme
4. Has an educational message

Appearance—40%

1. Neat, artistic and attractive
2. Can be read & viewed at a distance
3. Names and placing of each 4-Her legible
4. Colors coordinate

Quality of Display Materials—10%

2506. Club Food Display

Award

- Grand Champion Club *Rosette*
- Reserve Champion Club *Rosette*

Food Preservation Classes

1. Exhibits must have been preserved since the member's previous year's county fair and not been exhibited at the previous State Fair. Example: For fair date August 2023 items canned following that date can be exhibited at this year's fair.

2. Recipes and processing methods from the sources below are recommended. Recipes must be from current, tested resources listed below AND MUST BE ADJUSTED FOR ALTITUDE based on your processing location, or it will be disqualified. Processing methods that will be disqualified include open kettle canning, oven canning, sun canning, and using electric multi-cookers. Untested recipes will be disqualified for food safety reasons.

Tested recipe resources include:

- K-State Research and Extension Food Preservation publications
- Other University Extension Food Preservation publications
- USDA Complete Guide to Home Canning, @2015 https://nchfp.uga.edu/publications/publications_usda.html
- So Easy to Preserve, 6th edition, The University of Georgia Cooperative Extension Service
- Ball® Blue Book Guide to Preserving, Edition 37
- Ball® Complete Book of Home Preserving, @2015 and @2020
- Canning mixes (i.e. Mrs. Wage's, Ball®)
- Pectin manufacturers (i.e. SureJell, Ball®)
- KSRE Rapid Response Center Preservation Recipes <https://www.rrc.k-state.edu/>
- National Center for Home Food Preservation <https://nchfp.uga.edu/>
- Ball® and Kerr
- Refer to following K-State Research and Extension current food preservation publications for more information. <https://www.rrc.k-state.edu/>

Contact the Post Rock District Office for more resources

3. Alcohol is not allowed as an ingredient in food preservation entries. Entries with alcohol will be disqualified and not be judged
4. Each member may enter up to three exhibits in this division, but only one entry per class
5. Each exhibit must have the complete recipe and instructions attached with the entry card, or it will be disqualified. Recipe must include exhibitor name, recipe source, date of publication, and altitude where food was processed. If using Mrs. Wage's or Ball mixes, indicate the date the mix was purchased.



6. Exhibits must be processed in clean, clear standard canning jars, with matching brand (ex: use Ball lids on Ball jars, or Kerr lids on Kerr jars, etc.) two-piece lids. Do not use colored jars. Do not add fancy padded lids, fabric overwraps or cozies as they interfere with the judging process. No fancy packs unless recipe states to do so (ex: pickled asparagus). Jars must be sealed when entered. For food safety reasons, the size of jars used must not be larger than the jar size stated in the recipe. Note: there are 12oz and 24oz canning jars available and may be used. Use pint Jar process recommendations for 12oz jars and use quart jar process recommendations for 24oz jars.

7. Each jar exhibited must be labeled. The label must not cover brand name of jar. The label must give: Class Number, Product, altitude where processed, Canning Method (water bath, weighted gauge or dial gauge pressure method), Process Time, pressure (psi), date processed including month and year, Name, And County/District.

8. Classes 2600—2606 will require one jar for each class.

9. Hole punch the entry card and use a rubber band to attach the entry card and recipe around the top of the jar.

10. If dried food product is not in a canning jar, it will be lowered one ribbon place. Suggested amount: 1/3 - 1/2 cup, or 3-4 pieces per exhibit. All meat jerky must be heated to an internal temperature of 160 degrees F! Dried products must include the recipe, preparation steps, and heating instructions. Jerky not heated to an internal temperature of 160 degrees F will be disqualified and not be judged. Heating information can be found in "Dry Meat Safely at Home" www.ksre.ksu.edu/bookstore/pubs/MF3173.pdf

2600. Sweet Spreads (Fruits and/or Vegetables), Syrups; one jar

2601. Fruits, Juices, Fruit Mixtures (Salsa, Pie Filling, etc.); one jar

2602. Low Acid Vegetables (green beans, corn, etc. or vegetable mixture); one jar

2603. Pickles (Fruit or Vegetable), Fermented Foods, Relishes and Chutney; one jar

2604. Dried meats; One jar

2605. Tomato/Tomato Products, Tomato Juice and Tomato Salsas; one jar

2606. Dried Foods: One small jar, jerky not heated to an internal temperature of 160 degrees F will not be judged and will be disqualified.

Awards- (All ages)

- Grand Champion *Rosette, Premium, and GC Award*
- Reserve Champion *Rosette, Premium, and Res. Award*

FORESTRY DEPARTMENT

1. Exhibitors can enter one entry per class.
2. Resources for exhibiting are located on the Kansas 4-H Forestry project page:
<https://www.kansas4-h.org/projects/agriculture-and-natural-resources/plant-sciences/forestry.html>.
3. Name, club, age, and year in project should be on front cover or in a prominent location.
4. All leaf exhibits are to be mounted on 8.5" x 11" heavy stock paper and placed in loose leaf binders. (Magnetic or adhesive filler sheets for photographic prints or sheet protectors are recommended.) Twigs and fruit collections may be exhibited in whatever manner you choose. Maximum tri-fold size is 3'x4'.
5. Leaves should be identified with an appropriate label located near the leaf on the same page. These labels should include (1) the proper common name as listed in the 4-H334, "List of Native Kansas Forest Trees" (<https://www.bookstore.ksre.ksu.edu/pubs/4H334.pdf>); (2) Location (city and/or county) where collected; (3) Date (day, month, year) collected.
6. Divide specimens into the following two sections: Native Kansas Trees and Non-Native Trees.
7. New Specimens are those specimens collected during the current 4-H year and cannot be a duplicate tree species of previously displayed specimens.

ACKERMANS SUPPLY INC.



Beloit Store

3147 US HWY 24

Beloit, KS 67420

P 785.738.5733

Osborne Store

1119 W. HWY 24

Osborne, KS 67473

P 785.346.2112



**Farmers
Union
Midwest
Agency**

**ANDERSON INSURANCE AGENCY, INC
MATT ANDERSON, AGENT**

8. Group Specimens according to the years collected (Ex: "old-previous years" & "new").

9. Variations of variety do not count as different species or specimens.

10. When replacing previously displayed samples, due to degradation, improper mounting or incorrect identification, the specimen label must also be updated. Replacements do not count as new specimens. Replacements should be displayed in the "old previous" section of the display.

11. If you retrieve information for your forestry exhibit, you must include a reference citation to the source.

12. Leaf Collections - Exhibit one complete leaf where possible. Where leaf is too large, exhibit as much as possible. Sketch in reduced scale the entire leaf and illustrate where the exhibited portion is from. Note: A "leaflet" is incorrect when displayed as the complete leaf for the tree.

13. All work must show originality. Leaf collections and displays should not closely resemble work done by others in the same club.

Knowing Trees as Individuals (Leaf Collections)

2700. Introductory Forestry Collection: (Choose A or B)
A. Exhibit a minimum of 10 different leaves from native Kansas trees collected within the year. Exhibit can include non-native leaves in addition to the required number of leaf specimens collected from native Kansas trees.
B. Exhibit a minimum of 5 native Kansas trees showing leaf, twig and fruit from each species collected.

2701. Beginning Forestry Collection: (Choose either A or B) A. Exhibit a minimum of 20 different leaves (including 10 new specimens) from native Kansas trees. Exhibit can include non-native leaves in addition to the required number of leaf specimens collected from native Kansas trees. B. Exhibit a minimum of 10 native Kansas trees showing leaf, twig and fruit from each species collected. This exhibit must include 5 new leaf, twig and fruit specimens.

2702. Experienced Forestry Collection: (Choose either A or B)
A. Exhibit a minimum of 30 different leaves (including 10 new specimens) from native Kansas trees. Exhibit can include non-native leaves in addition to the required number of leaf specimens collected from native Kansas trees. B. Exhibit a minimum of 15 native Kansas trees showing leaf, twig, and fruit from each species collected. This exhibit must include 5 new leaf, twig and fruit specimens.

2703. Advanced Forestry Collection: (Choose either A or B)
A. Exhibit a minimum of 40 different leaves (including 20 new specimens) from native Kansas trees. Exhibit can include non-native leaves in addition to the required number of leaf specimens collected from native Kansas trees. B. Exhibit a minimum of 20 native Kansas trees showing leaf, twig, and fruit from each species collected. This exhibit must include 10 new leaf, twig and fruit specimens.

How a Tree Grows

2704. Notebook: Entry may include a project notebook with 10 or more seeds collected with pictures showing a germination study or a mounting of a thin section of wood cut from the end of a log or top of stump labeled with information such as kind of wood and age of tree when cut or exhibits an illustration of how a tree grows.

Tree Appreciation

2705. Notebook: Entry may include research or reporting project notebook with no more than 10 pages based on the exhibitor's selected tree. Exhibit must be a different species of tree each year. This notebook may include sketches, drawings, pictures, a story, or any other things that will help tell about the tree you have selected.

Growing and Protecting Trees

2706. Display/Notebook: Entry requires a display or project notebook talking about the project and pictures before, during, and after planting seedlings, a container tree, or a balled and bur lapped tree. Maximum tri-fold size is 3'X4'.

Tree Culture

2707. Display/Notebook: Entry requires a display or project notebook showing your project work and includes pictures of before, during, and after wood lot improvement. Maximum tri-fold size is 3'X4'.

How Forests Serve Us

2708. Display: Entry may include collected wood samples (all or partial) and a 2-page essay. Wood sample display to be mounted on poster board or any stiff material no larger than a 3'X 4' trifold. Essay should be displayed in a covered binder.

Educational/Creative Exhibit

2709. Display: Entry must be directly related to tree identification or Forestry. Type of exhibit is open (notebook, poster, collection box, etc.) given a maximum tri-fold size of 3' x 4'. Care should be taken to use durable materials that will withstand fair conditions. This is a good class to exhibit an unusual collection.

Awards- (All ages)

- Grand Champion *Rosette, Premium, and GC Award*
- Reserve Champion *Rosette, Premium, and Res. Award*

GEOLOGY DEPARTMENT

1. Exhibitor may enter one entry per class.
2. The exhibit box should be 18 x 24 x 3.5 inches. Plexiglas covers are required. Boxes with glass covers WILL NOT be accepted. All specimens are to be arranged across the narrow (18") dimension of the exhibit box, making the exhibit 18 inches across the top and 24 inches deep exactly. If a box has a sliding Plexiglas cover, it must be removable from the top. Screws, locks or other devices that would prevent judges from removing the cover should not be used. For Lapidary classes, the dimensions of the box should be appropriate for the display not larger than the size listed above.
3. Each exhibitor is required to identify each display box by placing an identification label bearing name and number of specimens in the upper left-hand corner of the Plexiglas cover (inside-use clear double-sided tape to adhere gummed labels) and by attaching a label with the same information on the lower right corner of the box (outside).

Geology Classes

4. Geology specimens should be labeled with the number of the specimen, date collected, specimen name or description, and locality (county) where collected.
5. For the geology display classes, specimens should be mounted in the box by proper groups: rocks, minerals, fossils. Fossils must be identified to the Phylum, Class and Genus level. Genus's name is to begin with a capital letter. Species name is all lowercase. Genus and species names must either be italicized or underlined, not both. The words "phylum, class, genus" on labels are to be spelled out, not abbreviated. More than one specimen of the same kind of rock or mineral or species of a fossil may be exhibited if this duplication represents different geological formations. Specimen label must show this distinction (Fort Hays limestone, not just limestone; exact species must have different formation names listed on the ID card; Phylum: Brachiopoda Class: Articulata Genus: Composita from Morrill Limestone Member, not just Phylum: Brachiopoda Class: Articulata Genus: Composita).
6. For other geology classes all specimens must be collected (not purchased) from locations in Kansas. Out-of-state specimens will not count in the minimum number for the class, nor will they be considered in the judging.

2800. Explore Geology -Display at least 5 rocks, minerals, and fossils collected during the current 4-H year. Exhibit in any disposable container with open open-top view. For first or second-year fair project exhibitors. *Not State Fair E.

2801. Introductory Geology Display— Display at least 15 rocks, minerals, and fossils collected during the current 4-H year. Exhibitor is limited to one exhibit box.

2802. Beginner Geology Display — Display at least 30 different rocks, minerals, or fossils, at least 5 of each. **Fifteen** must be collected during the current 4-H year. Exhibitor is limited to one exhibit box.

2803. Experienced Geology Display — Display at least 45 rocks, minerals, or fossils, at least 5 of each. **Fifteen** must be collected during the current 4-H year. Exhibit limited to two boxes. Identify the rocks as igneous, metamorphic or sedimentary. These rock types must be spelled out on labels or have a legible key.

2804. Advanced Geology Display — Display at least 60 rocks, minerals, or fossils, at least 5 of each. **Fifteen** must be collected during the current 4-H year. Exhibit limited to two boxes. (This class is open to those exhibiting the fifth time or more at the State Fair.) Identify the rocks as igneous, metamorphic or sedimentary. These rock types must be spelled out on labels or have a legible key.

2805. Geology Educational Exhibit — Exhibit relating to everyday living; or to a mineral test, a rock formation, geological history, species of a fossil, forms of one mineral, a variation of one kind of rock, archaeological artifacts, or Indian artifacts. Digital formats are accepted. Please make arrangements for the judge to view your exhibit and have a hard copy for display. Exhibit limited to 4 feet of table space. Care should be taken to use durable materials that will withstand fair conditions.

2806. Mineralogy —Display a minimum of 15 mineral specimens collected in Kansas, at least 5 of which have been collected during the current 4-H year. The minerals are to be grouped by mineral class (i.e.: Carbonates, Oxides, Silicates) and at least 3 classes must be represented. The member must use one standard display box (see #1). The specimens must be labeled with the number of the specimen, date collected, name of specimen, county where collected and chemical composition (i.e.: CaCO₃for calcite) if known.

2807. Fossils — Display a minimum of 15 fossil specimens collected by the participant in Kansas, at least 5 of which have been collected during the current 4-H year. The fossils are to be grouped by Phylum and Class, and at least 3 phyla must be represented (Brachiopoda, Chordata, Mollusca, etc.) The member must use one standard display box (see #1). The specimens must be labeled with the number of the specimen; date collected; county where collected; formation, member, or source; phylum, class, and genus or part; and geologic age (Cretaceous, Permian, Pennsylvanian, etc.) See #5 for additional fossil labeling expectations.

Awards- (All ages)

- Grand Champion *Rosette, Premium, and GC Award*
- Reserve Champion *Rosette, Premium, and Res. Award*

Lapidary Classes

7. Lapidary will be judged on the following criteria: Workmanship and Content; Presentation and Showmanship; Accuracy of Information

8. All lapidary specimens should be labeled with the following information: specimen name, place of origin (country, state, or county; county required for Kansas specimens), purchased or self-collected, date lapidary treatment began, and date lapidary treatment completed (treatment completed after the fair is considered a new year specimen).

2808. Explore Lapidary - Display at least 2 varieties of polished (tumbled) specimens and 2 varieties of unpolished specimens that have not yet received lapidary treatment. These do not have to be an example of "before and after", nor do they have to be self-collected. Locales must be identified. Display in any disposable container with open top view. For first- or second-year fair project exhibitors. Not state fair eligible.

2809. Introductory Lapidary Display — Display at least 5 varieties of polished (tumbled) specimens and 5 varieties of unpolished specimens that have not yet received lapidary treatment. These do not have to be an example of "before and after", nor do they have to be self-collected. Locales must be identified.

2810. Beginner Lapidary Display — Display before and after examples of at least 3 varieties of specimens, at least 2 tumbles polished and 2 unpolished of each. Locales must be identified. Lapidary work should be done during the current 4-H year.

2811. Experienced Lapidary Display — Display before and after examples of at least 6 varieties of specimens, at least 2 tumbles polished and 2 unpolished of each. At least two varieties should be collected from the native site by the 4-Her, at least one of which comes from Kansas. Locales must be identified. Lapidary work on at least three varieties should be done during the current 4-H year.


2812. Advanced Lapidary Display — Display before and after examples of at least 9 varieties of specimens, at least 2 tumbles polished and 2 unpolished of each. At least three varieties should be collected from the native site by the 4-Her, at least two of which come from Kansas. Locales must be identified. Lapidary work on at least three varieties should be done during the current 4-H year

2813. Special Lapidary Exhibit — Exhibit at least 6 specimens that have not previously been exhibited, which have received lapidary treatment. Lapidary treatment may consist of polishing, and end, face or flat lapping. Specimens must represent at least 3 different varieties and include at least three cabochons of any size or shape, only one of which may be free formed. A cabochon is a style of cutting in which the top of the stone forms a domed or curved convex surface. Three of the specimens must be mounted into jewelry findings.

Awards- (All ages)

- Grand Champion *Rosette, Premium, and GC Award*
- Reserve Champion *Rosette, Premium, and Res. Award*





AUTO PARTS

Krier's

123 S. Mill,
BELOIT, KS

785-738-3550



HORTICULTURE & LANDSCAPE DESIGN DEPARTMENT

1. Check in Wednesday, July 22nd from 8:30-9:30am ONLY

2. All exhibits must be grown by exhibitor. You may enter up to 8 different exhibits, each a different type of produce.

3. Information about exhibiting produce is available online in the publication "Exhibiting Fruits and Vegetables" available at:
<http://www.bookstore.ksre.ksu.edu/pubs/c405.pdf>.

4. Use a disposable and sturdy plate, bowl or container that will support the weight of the produce and not distract from judging.

5. Varieties should be named if known. Shelled vegetables should not be shown. Choose a type of produce that will hold up well during the fair. Avoid over-ripe exhibits.

2900. Small vegetable specimen plate (12) Ex: Green snap beans, yellow wax beans, cherry tomatoes, other small vegetables

2901. Medium vegetable specimen plate (5) Ex: cucumbers, tomatoes, beets, white onions, yellow onions, red onions, bell peppers, other peppers, okra, parsnips, radishes, turnips, sweet potatoes, red potatoes, white or Russet potatoes, carrots, miniature pumpkins, decorative gourds or other medium vegetables.

2902. Large vegetable specimen plate (1) Ex: watermelon, summer squash, winter squash, large type pumpkin, eggplant, cabbage, cantaloupe, other large vegetable.

2903. Fresh Culinary herbs (6) Ex: parsley, basil, dill, etc. Six stems (or comparable quantity) or ONE VARIETY of fresh herbs exhibited in a disposable container of water. Dried herbs are not accepted.

2904. Small fruits (one half pint box) Ex: strawberries, blackberries, raspberries, or other small-sized fruit

2905. Tree fruits (5) Ex: apples, pears, peaches, or similar-sized fruits.

2906. Grapes (2 bunches)

2907. Garden Display. Each Exhibitor in this class will be limited to four square feet of space. Must be exhibited in a tray, basket or container that can be easily moved. Exhibit consists of five different fresh vegetables or fruits. Canned products and shelled vegetables are not acceptable. Only one variety of each type of vegetable or fruit may be exhibited. The number of the five vegetables or fruits to be exhibited are as follows:

Large vegetables, one each - cantaloupe, pumpkin, watermelon, eggplant, squash, cabbage, or similar size vegetable.

Medium vegetables, five each - tomatoes, Irish potatoes, sweet potatoes, cucumbers, onions, parsnips, turnips, beets, okra, carrots, peppers, or similar-sized vegetables.

Small vegetables, twelve each - green snap beans, yellow wax beans, etc.

Small fruits, one half-pint box - strawberries, blackberries, raspberries, or other similar-sized fruits

Tree fruits, five - apples, pears, peaches, or similar-sized fruits

Grapes, two bunches

Awards- (All ages)

- Grand Champion Vegetable/Fruit Rosette, Premium, and GC Award
- Reserve Champion Vegetable/Fruit Rosette, Premium, and Res. Award



HISEROTE
TRASH SERVICE

★ Established 1958 ★

**YOU CALL.
WE HAUL.**

WE HAUL IT ALL:

- Commercial & Rural Trash Service
- Dumpster Rentals
- Construction Cleanup
- Junk Removal
- Estate / Property Cleanouts
- Furniture & Appliance Removal
- ✓ Satisfaction Guaranteed
- ✓ Reliable & Professional
- ✓ Local & Family-Owned

Call Today:
785-534-9680
785-738-2000

SATISFACTION GUARANTEED

Flower Classes

1. **Check-in Wednesday, July 22nd from 8:30-9:30am ONLY.**
2. Information about exhibiting flowers can be found online in the publication "Preparing Cut Flowers for Exhibit", available at <http://www.bookstore.ksre.ksu.edu/4H826.pdf>.
3. It is recommended that entries be in disposable containers (annuals and perennials in pop bottles, arrangements in disposable plastic, etc.), limited to one entry per class. If a non-disposable container is used, exhibitor is responsible for picking it up at the end of the show.
4. All entries must be freestanding, easily moved, and not require any special equipment to display. Hanging entries are not accepted.
5. Arrangements should not take over one square foot of table space.
6. All materials (flowers) should be grown and collected by the exhibitor, not purchased.

2920. Annual Garden Flower, cut specimen, single stem
2921. Perennial Garden Flower, Cut Specimen, single stem
2922. Fresh flower arrangement
2923. Dried flower arrangement, no fabric or plastic material allowed
2924. Other Flowers
2925. Potted Houseplant (Not State Fair Eligible)
2926. Fairy Garden (Not State Fair Eligible)
2927. Potted Outdoor Arrangement (Not State Fair Eligible)
2928. Horticulture Notebook— Entry shall consist of notebook or three ring binder of written narrative describing a horticulture project such as a landscape design, landscape installation, lawn renovation, water garden, flower garden, vegetable garden, lawn mowing service, landscape maintenance business, farmer's market business, or other horticultural project. 4-Hers are encouraged to include photographs, illustrations and/or landscape drawings that help explain work done by the member. Photos taken from the same location before, during and after the completion of the project are helpful. Judging is based on organization and general appearance, narrative of project learning, general content related to horticulture topic.

Awards- (All ages)

- Grand Champion Flower Entry *Rosette, Premium, and GC Award*
- Reserve Champion Flower Entry *Rosette, Premium, and Res. Award*

INTERIOR DESIGN & ARCHITECTURE DEPARTMENT

1. Interior Design & Architecture projects must be displayed as listed during the fair.
2. There are no age-specific classes in this department. The exhibitor's age and years in the project will be considered by judges. Champion and Reserve Champion will be named at the fair.
3. A summary including plans, an explanation of how the item(s) were made or refinished, and how it fits into the color and design of the room. Summary could also include project inspiration, challenges, who helped you, and any other information that could be helpful to the judge. Summary should be in a plastic protective sleeve and attached to the exhibit.
4. Projects with missing or insufficient summary will be lowered one ribbon placing.
5. Exhibits should be of high quality (as compared to quick, simple crafts), suitable for use in the home for several months throughout the year. Holiday-specific items are discouraged.

3000. Single exhibit. An article (furniture, fixtures, interior or exterior, etc.) made or refinished by the 4-Her for the home. Must include an attached summary. NOTE: Refinished/ repaired furniture is in this class at the State Fair, but in Woodworking at this County Fair.

3001. Design Board. Boards must be on foam core or a standard tri-fold display. Include color scheme, wall treatment, floor treatment, samples, etc., and/or floor plan for a room. Must include an attached summary.

3002. Notebook. Notebooks may include floor plans, swatches, colors, stories, photographs, and project records which detail what was accomplished this year with a given indication of long-term plans. Notebooks should also include project inspiration, challenges, who helped you, and any other information that could be helpful to the judge. An additional summary is not required for Notebook exhibits.

Awards- (All ages)

- Grand Champion *Rosette, Premium, and GC Award*
- Reserve Champion *Rosette, Premium, and Res. Award*

PHOTOGRAPHY DEPARTMENT

1. Photography will be judged **Wednesday, July 22nd** starting at 9:30am.
2. Mat boards and protective plastic bags can be purchased from the Extension Office.
3. Black and white and color photographic prints may be exhibited.
4. Photographs entered must be the result of the current year's project work by the 4-H member. Photo images must be taken by the 4-H member.
5. To protect exhibits from dust and moisture, place mounted photo in protective plastic bag. This is not required at county fair.
6. Members are limited to 3 entries per class.
7. All photos must be no larger than 8"x10" and no smaller than 7"x9" after trimming. They are to be mounted across the narrow (11") dimension of an 11 x 12.5-inch sheet of white or cream studio mount. Do not use a foam core board or poster board. The top edge of the print must be 1" below the top of the mount. The sides of this print must be equal distance from the two sides of the mount. A permanent mount must be made using photographic adhesive mounting. Remove white border from the photo print before mounting. Adhering photo to matte board: A full coverage permanent mount using a spray adhesive must be used. Do not use household glues, glue sticks, double stick tape/patches, etc. to adhere photo to matte board. Photos not mounted correctly will be lowered one ribbon placing after judging. Each photo is handled numerous times (up to 30) throughout the Kansas State Fair judging, sorting, and display process. Proper mounting is important for durability and display purposes. Educational video for proper mounting is available at www.kansas4-H.org on the photography project webpage.
8. Improperly mounted photos, oversize or undersize photos, or photos with the white border not removed or lettering (including dates) on the photo, will be dropped one ribbon placing.
9. No lettering, including dates, will be permitted on front of the mount or on the photo. No underlays or borders are to be used.
10. Photographs taken with a digital camera and having no more adjustments than exposure, color intensity or correction, one-click filter effects, red eye removal, cropping, dodging, and burning should be entered in the standard color or black and white classes. HDR photos are to be entered in the standard photo class. All modified images are not allowed.
11. My Favorite 4-H Photography Display: This new class is only for those photography project members with 10 or more years of experience. This class is a non-judged mounted display consisting of four favorite photos from the member's photography career in 4-H. All photos and a fifth biography/description will be displayed on one row of the photography racks. This class is an extra way to showcase the development and accomplishments of the 4-H member's photography career. Members can still enter two other classes if they are enrolled 8 or more years in the photography project.
12. State Fair Qualification Eligibility and Quota: Exhibitors, first through seventh year in the photography project, may enter one (only) photo print per exhibitor. Exhibitors in their eighth (plus) year in the photography project may enter two prints as long as the prints are in different classes (Color photos and Black & White photos) for a total of two entries per exhibitor. A member may enter only one portfolio each year. More details at <https://www.kansas4-h.org/educational-experiences/fair-resources/kansas-state-fair/>.
13. The black and white class is for black and white prints only. Monochromatic prints, including sepia prints, are considered color photos and must be entered in the appropriate color class.
14. Appropriate photo subject matter. Photographic subject matter is expected to follow 4-H standards. For a sense of prohibited subject matter, review the Kansas 4-H member Code of Conduct; in general, if it is not allowable at a 4-H event, it is not allowable in a 4-H photograph.
15. Photos with live subject(s) on railroad right of way or taken from railroad right of property will be disqualified, not judged.
16. Copyright protections must be observed.
18. Judging will be by consultation beginning at 9:30am. 4-Hers should sign up for a time when they check in their exhibit
3100. Color photos taken by 4-Her with 3 years or less in the project.
3101. Color photos taken by 4-Her with 4-7 years in the project.
3102. Color photos taken by a 4-H member with 8 or more years in the project.
3103. Black and white photos - all levels of experience (black and white prints ONLY).

Photography Awards-

- Class 3100, 3101, 3102, 3103 Champion *Rosette, Premium, and GC Award*
- Class 3100, 3101, 3102, 3103 Reserve Champion *Rosette, Premium, and Res. Award*

My Favorite 4-H Photography

3110. My Favorite 4-H Photography. Eligible members must have enrolled in photography for ten (10) or more years.

Requirements are: Choose a total of four (4) of your favorite photos from any of the years enrolled in photography. If used previously in competitive exhibits, remove all date slips and stickers. If the photo is an unmounted print, mount it using standard 4-H requirements and mat board.

1. Develop a short biography piece - Tell how/when interest in photography began, explain why each of the four photos is a favorite, Share the skills learned because of photography. Think beyond camera skills and include leadership, community service, etc. Tell of any mentors/leaders worked with. Share workshops or camps pertaining to photography you attended. Explain (if relevant) any plans to use photography skills beyond 4-H/High School. Include a small (2x3) photo of yourself at the start of the biography. Print the biography document and mount it on a standard mat board.

2. Place name and Extension unit on the back of each of the 5 mat boards in the upper right-hand corner.

3. This exhibit does not have to qualify at the county/district level to exhibit at the Kansas State Fair.

4. There is no data slip required.

5. A member who qualifies to exhibit in this class is still allowed to enter two prints and a portfolio for judging if qualifications for those classes are met.

6. If you have been in the 4-H Photography project for 10+ years, and qualify for the Kansas State Fair, you are eligible for the My Favorite 4-H Photography, an non-judged class at State Fair. Refer to the Kansas State Fair Book for details at <https://www.kansas4-h.org/educational-experiences/fair-resources/kansas-state-fair/>

3111. Photos (from file only) with special effects. Would include darkroom manipulation of print and/or in-camera manipulation of the negative (Not State Fair eligible)

3112. Photo story: 3-5 black and white or color photos mounted on tagboard that tell a story. No lettering will be allowed on the poster. Photos may be any size (Not State Fair Eligible)

Portfolio Classes

3113. 4-H Photography Notebook (Not State Fair Eligible)

3120. Growth Portfolio Members who have been in the project for 3+ years are eligible. All Kansas State Fair Rules will be followed for the Growth Portfolio class.

Refer to the State Fair Book at <https://www.kansas4-h.org/educational-experiences/fair-resources/kansas-state-fair/>.

3121 Career Portfolio: Member must have been enrolled in Photography for 5 (five) or more years OR member must be age 15 -19 and been enrolled in photography for at least two (2) years. All Kansas State Fair Rules will be followed for the Career Portfolio class. Refer to the State Fair Book at <https://www.kansas4-h.org/educational-experiences/fair-resources/kansas-state-fair/>

1. Member is eligible for this class beginning with the third year of enrollment in the 4-H photography project.

2. Exhibit will consist of one photo for each year of enrollment. Each photo must have been created in a different year and must be labeled with the year taken/project enrollment year. A maximum of 5 photos may be included. If the member has 5 or more years of enrollment. Photos are not required to be in a consecutive order.

3. Photos must be 8"X10" and may be color or black and white and must be unmounted.

4. An information sheet must accompany each photo giving brand and model of camera used to create the photo. The settings for focal length, aperture, mode and shutter speed must also be listed.

5. Skill set used to create the photo must be given and explained. Main goal for each year should be listed.

6. Beginning with photo 2, member description of GROWTH in project skill must be included on information sheet.

7. Exhibit will consist of photos arranged in chronological order of enrollment, information sheet on each photo, and all information listed in #6 and #7. A portfolio book will be required to exhibit.

3121. Career Portfolio

1. Member must have been enrolled in photography project for five (5) or more years OR member must be age 15 or older and been enrolled in photography for at least two (2) years.
2. Exhibit will consist of ten (10) 8X10 photos showing skill development in one of the following photography areas: Portraiture, Special Effects (not done with computer), Landscape, Photojournalism, Black and White, Nature/Wildlife or Graphic Design (computer skills with photos). Photos may have been created over multiple project years.
3. Photos may be color except if black and white option is chosen and must be unmounted.
4. An information sheet must accompany each photo giving brand and model of camera used to create the photo. The settings for focal length, aperture, mode and shutter speed must also be listed.
5. A one-page summary should accompany the portfolio listing the goal for pursuing this area of photography and what skills were learned while doing so. Mentors should be acknowledged. Career exploration can also be described.
6. Exhibit will be presented in a notebook designed for portfolio review with pages for required information from #4 and #5.

A Champion and Reserve Champion photo exhibit will be selected in two categories: Junior 13 and under & Senior 14 and older.

POSTERS, NOTEBOOKS AND DISPLAYS DEPARTMENT

1. This department is open to 4-Hers enrolled in any project that does not have an otherwise listed poster, notebook, display or educational class.
2. Exhibitor must be enrolled in the related project area of the exhibit. **If there is another department related to the entries project area, the exhibitor is welcome to take their exhibit to that judging time in order to receive feedback in the content area in addition to the judging of the Posters, Notebooks and Displays judge.**



1026 N Independence Ave
Beloit, KS 67420

There will only be a ribbon and premium awarded in the posters, notebooks and displays judging component, but you may find the additional feedback valuable to your project growth.

3. You are limited to two entries per class.
4. To allow 4-Hers to explore their interests outside the bounds of traditional project classes. For example, a rocket may have crashed and/or is highly damaged and can't be launched again may be made into an educational display or poster that tells a great story with many lessons learned.
5. Exhibits should showcase details about the knowledge learned in the project during the current 4-H year. Exhibits should possess the following qualities (in no particular order): A Central theme; What you want others to learn; Be designed and constructed in a manner befitting the exhibit; Be something you are interested in; Be related to a project currently enrolled in. Value is placed on youth who can demonstrate how their skills have increased while completing the project. Value is placed on uniqueness, creativity, neatness, the accuracy of material, knowledge gained, and content.
6. For State Fair eligibility, refer to the Kansas State Fair Book for your project area to align the exhibit with state fair expectations.
7. Follow copyright laws as explained in general rules. Cite all sources of information in a standard notation. Sources of information must be cited in a publicly visible place on the exhibit (example the front of poster).
8. The information and items presented should be deemed safe for the public, project area standards (refer to project area or Kansas State Fairbook for information supporting standards), and in alignment with the 4-H Code of Conduct. Anything determined to be unsafe or inappropriate by the judge, superintendent or other staff may be disqualified or lowered a ribbon ranking, with the potential of not being displayed
9. Take care to select durable materials to withstand fair conditions.
10. Exhibits exceeding the size guidelines will be lowered a ribbon placing.

ROBOTICS DEPARTMENT

3200. Posters—Flat and no larger than 22"x30". Do not exceed display board borders. Posters must be able to be displayed on a wall.

3201. Notebooks—Presented in a 3-ring binder that holds 8 1/2" x 11" size paper

3203. Displays—Educational displays are not to exceed a standard commercial 3' x 4' tri-fold display board and the table space only directly in front of the display board's bounds.

3204. Other Project Exhibit with Educational Purpose — Not to be excessive in size. Preferred size is that of a 3' x 4' trifold or smaller. Should include an attachment that shows the work in progress through photos with captions, or a detailed journaling of the process.

Awards- (All ages)

- Poster Grand Champion *Rosette, Premium, and GC Award*
- Poster Reserve Champion *Rosette, Premium, and Res. Award*
- Notebook Grand Champion *Rosette, Premium, and GC Award*
- Notebook Reserve Champion *Rosette, Premium, and Res. Award*
- Display Grand Champion *Rosette, Premium, and GC Award*
- Display Reserve Champion *Rosette, Premium, and Res. Award*

1. 4-H members must be currently enrolled in the 4-H — Robotics project to exhibit in this division.

2. Each exhibitor may enter one robot per class

3. The exhibitor must provide all equipment needed to allow the judge to evaluate the exhibit.

4. Each robot must be free-standing, without the need for additional supports in order to be moved or exhibited. Each exhibit must include a robot; information packets are not a sufficient exhibit.

5. Robots must have automated articulated structures (arms, wheels, grippers, etc.). Game consoles that display on a screen are not considered robots and should either be entered in computer systems division or energy management project. Robots requiring no assembly, just programming, such as Ozobots, are considered computer systems projects as the skill is focused on the programming not on the construction of the robot.

6. Robot dimensions should not exceed 2 feet high, by 2 feet wide, by 2 feet deep. Weight may not exceed 15 pounds. If displayed in a case such as a clear plastic tub (not required but recommended) the outside case dimensions should not dramatically exceed the size of the robot it is protecting.



7. Materials including but not limited to obstacles, spare batteries, and mats for testing the robot may be placed in a separate container, which is not included in the robot dimensions. that container may not be larger than 576 cubic inches as measured along the outside of the container.

8. All electric components of the robot must be adequately covered or concealed with a protective enclosure. Paper is NOT considered an adequate enclosure or covering for electrical components.

9. Robots may be powered by an electrical, battery, water, air, or solar source only. Junk drawer robots may be powered by a non-traditional power source. Robots powered by fossil fuels/flammable liquids will be disqualified.

10. Robots that include weaponry of any kind will be disqualified. Weaponry is defined as any instrument, possession, or creation, physical and/or electrical that could be used to inflict damage and/or harm to individuals, animal life, and/or property.

11. Remote-controlled robots are allowed under certain conditions provided that the robot is not drivable. Robots programmed on phones/tablets need to have a specific program created, using motion controls to move the robot is not acceptable, for example, “press forward on the screen to make the robot go forward.” Robotic arms (hydraulic or electric) are allowed. A remote is allowed, provided more than a single action happens when a single button is pressed on the remote, for example, “a motor spins for 3 seconds, at which point an actuator is triggered, then the motor spins for 3 more seconds.” Remote-controlled cars, boats, planes, and/or action figures, etc. are not allowed.

12. Each robot must be in operable working condition. The judges will operate each robot to evaluate its workmanship and its ability to complete the required tasks for this current 4-H year. In the event the robot uses a phone, tablet, or similar device for programming AND control of the robot a video will be used to evaluate the working condition of the robot. It should follow the instructions provided for operation so that the judge can follow along with the provided instructions.

13. Each exhibitor is required to complete the “4-H Robotics Exhibit Information Form” which is available through www.STEM4KS.com. Use the most recent dated form, older forms are not acceptable.

14. The exhibit must include written instructions for operation (the instructions should be written as if they were to tell a grandparent or elderly person how to operate the robot), construction plans, a video, and one to five pages of project photographs. For robots that can be programmed, robot programming information must be included. Robot programming information can include but is not limited to, source code, block diagrams, screen captures of the coding window, and other images that show the programming logic used. The exhibitor may enter their electronic project listed under the energy management project if the exhibitor so chooses. No exhibitor will be allowed to set up their robot in person at the state fair.

15. If the exhibitor cannot provide the device needed for programming AND operation due to fair conditions or other reasons, record a video the judge can view demonstrating the instructions included for your robot. It should show, setting up the robot, starting the robot, the robot executing its task, and powering off the robot, just like the instructions are written.

16. Creativity, workmanship, and functionality will be strong criteria in judging the “Robot Designed by Exhibitor” classes. All robots should have a purpose or intended function, examples include, but are not limited to following a line, sweeping the floor, solving a Rubix cube, sorting colors, or climbing stairs.

17. After the robots are judged, participants may take them home ONLY IF they leave a picture of the exhibit and their ribbon for display.

3300. Robot made from a commercial (purchased) kit. (No programming, just assembly.)

3301. Robot designed by exhibitor. The robot must not be a mere modification of an existing robot kit or plan.

3302. Programmable robot made from a commercial (purchased) kit.

3303. Robot designed and constructed by exhibitor or from a commercial kit, that is operated by a remote-controlled device.

3304. Junk Drawer Robotics

3305. Other Robotics Exhibit (Not State Fair Eligible)

3306. Team Robotics Project— Robot designed and constructed by two or more 4-H project members. The robot must not be a mere modification of an existing robot kit or plan. The robot may be a programmable type that is made from a commercial (purchased) kit. This division is designed to encourage teamwork and cooperation among fellow 4-H members. As with many high-tech projects today, no one person designs and builds a robot alone. It takes the brainstorming, planning, problem-solving, and cooperation of an entire team to complete a given robotics project. Award earned will be split equally among team

3307. Robotics Educational Display, Notebook or Poster

Awards- (All ages)

- Grand Champion *Rosette, Premium, and GC Award*
- Reserve Champion *Rosette, Premium, and Res. Award*



HUBBARD FEEDS INC.

3154 US Hwy 24
Beloit, KS 67420-9701



RAISE SOME KIDS
and raise them right

Nothing Runs Like A Deere™

Carrico Implement is a proud sponsor of the Mitchell County Fair. We are proud to serve our local communities, farmers and ranchers in providing sales and service of all their agriculture equipment needs. Visit us at your nearest Carrico Implement location – Beloit, Ellsworth, and Hays.



SHOOTING SPORTS DEPARTMENT

1. Exhibits will only be accepted from members currently enrolled in Post Rock District 4-H Shooting Sports and the exhibit must align with the enrolled discipline. A member may make only one entry in this division.
 2. Follow copyright laws as explained in the General Rules as you are preparing your exhibit.
 3. Take care to select durable materials to withstand fair conditions.
 4. Exhibits exceeding the size guidelines will be penalized one ribbon color.
 5. Exhibitors must comply with state and federal laws. No “live” ammunition containing propellant or explosive powders may be used in any display. An inert substitution must be used in lieu of powder and “live” ammunition. The substitution must be clearly described on the back of the poster, display or in a notebook.
 6. Exhibits will not be accepted if they are related to reloads.
 7. Educational Displays will be judged on the following: Stopping Power; Interest, Holding Power; 4-H Project Application; Mechanical Power; Personal Growth; Educational Value
3400. Educational Display—Must be directly related to the 4-H Shooting Project. Must be standard tri-fold board ONLY, must not exceed standard trifold: 3’x4’; no additional table space available for promotional brochures or display items; content not to exceed display board borders.
3401. Promotional Poster—Must promote 4-H Shooting Sports. Must be flat and no larger than 22”x30”; content not to exceed display board borders; Posters must be able to be displayed on a wall.
3402. Notebook—Contents pertain to some phase, results, story, or information about 4-H Shooting Sports. (Maximum size 8.5” x 11”).
3403. Shooting Aid or Accessory - Any item the 4-Her makes that helps the shooter/hunter better perform their sport, examples: rifle sling, kneeling roll, arm guard, shotgun vest, target boxes, shooting stick, etc. Include your design or plans you adapted, what the item is, and used for.
3404. Storage Case - Any item the 4-Her makes with the purpose of safely holding a firearm, bow, ammunition, and/or arrows. Examples: soft-sided shotgun case, quivers, firearm safe, include your design, or plans you adapted. Explain how the storage case is used.
3405. Practice Game or Activity - Invent or adapt an activity to practice or teach a project skill. Include pictures of youth playing the game, testimonials of 4-H members who played the game, what skill is being worked on, and directions for the game. Explain how you came up with the game or adapted it to fit the needs of your group members

Awards- (All ages)

- Grand Champion *Rosette, Premium, and GC Award*
- Reserve Champion *Rosette, Premium, and Res. Award*

SMALL ENGINES DEPARTMENT

All Small Engines Exhibits should involve engines smaller than 20 horsepower. Displays are limited to 4’ wide and 4’ deep—both upright and floor displays

1. Only those who have met the requirements of the small engine project are eligible to exhibit in this division.
2. An exhibitor may enter up to three items in this division, but only one article per class. Use the entry card available from your Extension Office. Record all requested information and securely attach to exhibit.
3. Items that have been in use should be cleaned for exhibit.
4. A sheet of operating instructions must be furnished for any exhibit not self-explanatory.

3500. Display: Exhibit a display, selecting one of the following options: 1) a display identifying different engine or lawn and garden equipment parts or a display showing the function of the various engine or lawn and garden equipment parts; OR 2) a display identifying and explaining the function(s) of different special tools needed for small engine work; OR 3) a display illustrating and providing the results of any one of experiments that are included in the project books. No complete engines, lawn tractors, tillers, or chainsaws are permitted for display. Maximum tri-fold size is 3’ x 4’.

3501. Maintenance: Exhibit a display that illustrates either: 1) Routine maintenance procedures OR 2) Diagnosing and troubleshooting specific problems in an engine. No complete engines, lawn tractors, tillers, chainsaws, etc. are permitted for display, using a maximum tri-fold size of 3’ x 4’.

3502. Operation: Exhibit an operable small engine (no more than 20 HP) overhauled or rebuilt by the member. Include a maintenance schedule for the engine and a brief description of steps taken by the member overhauling or rebuilding the engine. Maximum tri-fold size is 3’ x 4’. The engine should contain no fuel in the tank or carburetor.

Awards- (All ages)

- Grand Champion *Rosette, Premium, and GC Award*
- Reserve Champion *Rosette, Premium, and Res. Award*

UNCREWED AERIAL SYSTEMS DEPARTMENT

Purpose: The 4-H Uncrewed Aerial Systems or UAS project explores the world from above the trees and discovers new frontiers with UASs. UASs are commonly known as Uncrewed Aerial Vehicles (UAVs) or drones. Members explore the uses and applications of uncrewed aerial systems including how UASs link to other projects such as geology, robotics, electronics, crop science and many more.

1. The 4-H members must be currently enrolled in the appropriate 4-H project to exhibit in this division.
2. Exhibits must have been completed during the current 4-H year.
3. Each exhibitor may enter one exhibit per class.
4. The information that accompanies the UAS must be limited to the 4-H Exhibit Information Form which is affixed to a 10"x13" envelope. This envelope should NOT be attached to a UAS. This may be downloaded from www.STEM4KS.com. Any UAS exhibit not including this completed envelope will receive an automatic participation ribbon. Use the most recent dated form, older forms are not acceptable.
5. Each exhibit MUST include a video of the youth operating their UAS. This allows judges to get a better understanding of the exhibit and allows the youth the opportunity to fully demonstrate their exhibit. The video should be no longer than 8 minutes and should be placed on the DC, DVD, USB drive or similar. Internet is not available to access the video. The exhibitor needs to provide a computer to view the video.
6. Uncrewed Aerial Systems that include or depict weaponry of any kind will be disqualified.
7. If modifications are made to the exhibit a page should be attached noting those modifications.
8. If a safety violation is noted by the judges, superintendent, or other staff, the exhibitor's exhibit may be disqualified or receive a lower ribbon ranking

3600. Uncrewed Aerial System designed and constructed by exhibitor that is operated by a remote-controlled device. The UAS must not be a mere modification of an existing kit or plan. You may not exhibit a UAS that is purchased off the shelf in this class.

3601. Practical application of an Uncrewed Aerial System constructed from a commercial (purchased) kit. —This includes the UAS, plus one or more of the following: video, notebook, poster, display board, etc. This class is separate from educational exhibits. A tangible use would be mapping Russian olive trees, eroded soils, and bindweed in fields, etc. There are also many other non-agricultural UAS uses that would be appropriate for this class.

Awards- (All ages)

- Grand Champion *Rosette, Premium, and GC Award*
- Reserve Champion *Rosette, Premium, and Res. Awa*

VISUAL ARTS' DEPARTMENT

A County Champion and Reserve Champion will be selected for each age division. State Fair exhibits will be selected in eligible classes from outstanding purple exhibits.

1. Judging will be by consultation beginning at 9 am Monday, July 20th at the Beloit First Christian Church. You will sign in and be judged in that order. You must be signed in by 10 am.

2. Each 4-Her is limited to a total of three entries, per phase, in which they are enrolled.

Visual Arts exhibits will be judged by these Kansas State Fair Rules:

1. Each county may submit one entry from each of the five categories (Fine Arts, Clay and Ceramics, Leather and Jewelry, Three-Dimensional, and General Crafts) for a total of five entries per county. If a county doesn't have an entry for one of the classes, they may submit a second entry in one of the other classes to meet the quota of five entries per county. Large art items will not be accepted for State Fair. Exhibits must be of manageable size be easily transported and displayed by one person.

2. Articles exhibited must be an original design created by the exhibitor. See copyright guidelines. All visual arts exhibits are evaluated using a visual arts rubric, which takes into account correct use of design elements, craftsmanship, and creativity.

3. For state fair consideration, kits and preformed molds are not considered original and are not acceptable. Combining parts of different patterns (picture, photographs, images from the internet or magazine) with the member's own ideas can result in an original design, but simply changing the color, pattern, and/or size of a pattern does not make the design original. If you create a replica of what you see somewhere else (i.e. Pinterest), it is not your original design.

4. If a photo, sketch, or other idea source was used, submit it attached to your entry.

5. No plants or plant materials needing watering can be entered in this project area.

6. It is recommended for Exhibits to have a wire or saw tooth hanger attached (no string or tape) in order to be properly displayed. If the necessary hardware is not attached, it could potentially impact judging.



**Junior Division (9 and under
Before Jan. 1 of current year)**

3700. Original General Crafts (Miscellaneous original pieces that do not fit in the other classes)
3701. Fine Arts (Oil, chalk, charcoal, dyes, pastels, pencil, ink, acrylic, or watercolor on canvas, canvas board, paper, wood, metal, or textiles, framed as a picture, prepared for hanging. Stretched canvas art on a wooden frame is considered prepared for hanging provided that frame has a hanger)
3702. Clay and Ceramics (Any original item made of clay; may be fired or unfired, hand formed or thrown on a wheel. Self-hardening, fire/oven-cured, and/or cornstarch clays are acceptable. Items can include, but are not limited to, clay statues, bowls, etc.)
3703. Leather and Jewelry (Any leather stamping, carving, tooling, lacing, or stitching piece or any jewelry piece made from any medium are acceptable exhibits.)
3704. Three-Dimensional (The piece must be observable on at least three sides and should be either free-standing or prepared to be hung. Craft and pre-formed or assembled projects are not acceptable.)
3705. Other Arts (Visual arts not meeting state fair expectations. County-level only.)

**Intermediate Division (10-13
before Jan. 1 of current year)**

- See Junior level for corresponding class descriptions
3706. Original General Crafts
3707. Fine Arts
3708. Clay and Ceramics
3709. Leather and Jewelry
3710. Three-Dimensional
3711. Other Arts

Senior Division (14 & over before Jan. 1 of current year)

- See Junior level for corresponding class descriptions.
3712. Original General Crafts
3713. Fine Arts
3714. Clay and Ceramics
3715. Leather and Jewelry
3716. Three-Dimensional
3717. Other Arts

Awards-

- Jr., Int., Sr. Visual Arts Grand Champion *Rosette, Premium, and GC Award*
- Jr., Int., Sr. Visual Arts Reserve Champion *Rosette, Premium, and Res. Award*

WILDLIFE DEPARTMENT

1. No exhibitor shall enter more than one article in each class.
2. Wildlife will be conference judged and members must be present. A schedule will be posted the morning of judging.
3. Exhibitor must comply with state and federal laws, it is illegal to possess threatened or endangered wildlife, or the feathers, nests, or eggs of non-game birds. Game birds and game animals taken legally during an open season may be used. The use of live wild animals in educational exhibits is prohibited.
4. Name, county or district, age, and year in project should be in a prominent location on the exhibit.

For the Kansas State Fair:

Notebook (Contents pertain to some phase, results, story, or information about the wildlife project).

Educational Poster (must be related to something learned in the wildlife project) (posterboard or foamboard no larger than 22" x 28").

Educational Display (must be directly related to the wildlife project).

NOTE: Notebooks, posters & display exhibits will be entered in the Posters, Notebooks and Displays Department.

Experiential/Other Classes

3750. Fish Harvesting Equipment. Board exhibit. Display of equipment used in fish harvesting. Examples: fishing knots, hooks (with corks over ends for safety), lures. Label all items displayed. Include in your exhibit the following information: the purpose of each item, when or where each item is used.

3751. Build a Fishing Rod. A fishing rod educational exhibit may not exceed 96 inches in length. Exhibit must be mounted on a board. Included with the exhibit: Explanation of cost of materials/components and how many numbers of hours required for construction. Label all parts. Necessary components which must be included are grip, line guides (based on manufacturers specifications), guide wraps, and hook keeper. Reel seats need to be aligned with guides, and guides aligned accurately down rod. Guide wraps of size A to D, nylon or silk thread. Exhibit will be judged on workmanship, labeling of parts, information, and neatness.

3752. Casting Target. Make a casting target for exhibit and use. Target must be under 48" x 48". The bullseyes must be 2 feet; outer band must be 1 foot in diameter and can have up to 3 rings. The exhibit must be easy to store, durable, and weather resistant. Include the purpose and rules of using your casting target.

3753. Wildlife Harvesting Equipment. Board Exhibit. Display of equipment used in harvesting wildlife. Examples: expended ammunition casings (no live ammunition permitted), steel traps, hide stretchers, fleshers, etc. For displays of shotguns, rifles, or bows, use drawings or pictures. Label all items displayed: the purpose of each item, when or where it is used and personal experiences with the item.



3754. Inventing Wildlife/Fish Harvesting Equipment, Aid or Accessory. Use engineering principles to invent or adapt equipment that helps you harvest fish or wildlife. This could include wildlife calls, adapted fishing pole for shallow water, a blind, decoys, etc. Share your drawing (or adapted plans), how the equipment works, how you tested it, and the results of testing your prototype, and any adjustments you made.

3755. Tanned Hides. Exhibit of a wild animal hide properly processed by the member. If not mounted, must be in a clear clothing bag with hanger. Include the type of animal and the following: information about the exhibitor's personal field experiences, study, OR observations that relate to the exhibit.

3756. Taxidermy. Any legal fish, bird, or other wild animal properly processed by the member. No requirement as to mounting. Include the animal's name and the following: information about the exhibitor's personal field experiences, study, OR observations that relate to the exhibit.

3757. Wild Tracks. Board or diorama-type box exhibit. Make a display of animal tracks using Plaster-of-Paris casts. There are 3 options. For all options, include a brief description of your experiences in making the tracks so the judges better understand what you did and learned. Positive casts (impressions as they would be in nature) are preferred. - Option 1 should show Plaster-of-Paris tracks of five or more kinds of wildlife along with a picture or illustration of each kind of animal. (OR) - Option 2 should show two or more Plaster-of-Paris tracks of one specific kind of wildlife and should include a picture or illustration of the animal, what the animal may eat, and what may eat the animal. (OR) - Option 3 should show two tracks and include the animal's habitat needs including preferred food, shelter, water, and space in addition to picture or illustration of the animal.

3758. Wildlife Knowledge Check. Use electrical circuits, pictures, or other methods of teaching wildlife identification or other wildlife conservation or shooting sports related knowledge. Plan size and shape to fit transportation and display; maximum size 24 x 24 inches

3759. Houses. Make a house for wildlife. Examples: bird house (bluebird, purple martin, wood duck, kestrel, barn owl, etc.) or bat house; no insect houses. Make the house functional so that dimensions, hole size etc. are appropriate to fit the intended species' needs. Include the following information: 1) the kinds of animal(s) for which the house is intended, 2) where and how the house should be located for best use, 3) any seasonal maintenance needed, and 4) any evidence of your personal observations from experiences.

3760. Feeders/Waterers. Make a bird bath or feeder. Examples: seed, suet, or nectar feeders. Squirrel feeder okay; no insect feeders. Include the following information: 1) the kinds of animal(s) for which the water/feeder is intended, 2) where are how the water/feeder should be located for best use, 3) any seasonal maintenance needed, and 4) any evidence of your personal observations or experiences.

Awards- (All ages)

- Grand Champion *Rosette, Premium, and GC Award*
- Reserve Champion *Rosette, Premium, and Res. Award*

WOODWORKING DEPARTMENT

1. Kansas 4-H refers to this project area as Wood Science.
2. No exhibitor shall enter more than one article in each class.
3. Woodworking will be conference judged and members must be present. A schedule will be posted the morning of judging.
4. The plan from which the exhibit was constructed must be with the article. The plan may be a photocopy, the actual pattern, or a scale drawing. It must be complete and accurate to the extent that a duplicate article could be built using the plan as a guide. Please note: a set of step-by-step instructions is not a plan.
5. Any project that has glass that is not secured, i.e., glass shelves, glass top of a coffee table, etc., should not be brought to the fair. Glass that is secured in the project, i.e., glass front of a gun case or cabinet, etc., is permissible since it cannot be easily removed.
6. Projects with missing or insufficient plans will be lowered one ribbon placing (i.e. a blue-ribbon exhibit will receive a red ribbon).
7. The use of materials other than wood should be kept to a minimum.
8. Firearms and weapons are not to be entered or displayed.
9. Projects made from pre-cut kits are not allowed.
10. In judging woodwork articles, consideration will be given to: Workmanship, including accuracy to the plan; Design; Choice of wood; Suitability and quality of finish; and Usefulness.

3800. Woodwork articles for farm or shop use.

3801. Furniture for household or lawn use.

3802. Other Woodwork—Articles not included in the above (e.g. bird houses, bird feeders, household equipment such as knife racks, breadboards, door stops, etc.).

3803. Refinished/Repaired Furniture—Must be accompanied by an explanation of work completed. (For State Fair, these pieces are entered in the home environment division, single exhibit class).

3804. Misc. Wood Science—Example: Item from a kit (Not eligible for State Fair).

Awards- (All ages)

- Grand Champion *Rosette, Premium, and GC Award*
- Reserve Champion *Rosette, Premium, and Res. Award*

LIVE ANIMAL EXHIBITS

Read the general rules at the front of the Fair book as they apply to 4-H/FFA and open class animals. Read all 4-H general rules and Animal Health Requirements. They apply for all 4-H departments. If an exhibitor has more than two entries in one class, they can receive assistance in showing them only from another 4-H member within the Post Rock District (not a Cloverbud).

Animal Verification Due July 2nd:

All animals (ALL SPECIES) are to be properly owned and verified with the Post Rock District by July 2nd of the current 4-H year in order to be eligible for the 4-H/FFA division. Refer to the 4-H Newsletter or contact the Extension Office for the verification expectation for each animal species (4-H tag, ID form, registered papers, etc.).

Animals weighed in at the official species weigh-in and tagging event (advertised in 4-H Newsletter) will be entered in the 4-H rate-of-gain contest.

Cloverbuds: are not eligible to show livestock in the 4-H division. Youth not 7 before January must enter through open class.

GROOMING OF LIVESTOCK FOR SHOWMANSHIP:

All livestock shows will be “Blow and Show”. Guidelines for the Blow and Show are:

1. All animals will be shown free of any adhesive, glue, paint, or powder products.
2. Any compounds that have adhesive qualities that, when applied, cannot be combed or brushed through or alter the color of the animal are forbidden. These products include, but are not limited to, commonly used adhesives and colorants such as Prime Time, EZ Comb, Tail Adhesive, Natural Hold, Ultra White Touch-Up, Black Touch-Up, Black Finisher, black show foam, and baby powder.
3. Alcohol, water, oil, foam, or any water or alcohol-based products with no adhesive or glue qualities or artificial colorings are permitted. These products include conditioners and commonly used sprays such as Kleen Sheen, Revive, Final Bloom, Pink Oil, white show foam, Freshen Up, Silk, and Sudden Impact. **Pigs** must be shown without oil, powder, or any other coat dressing compounds.
4. Exhibitors shall not add materials, natural or synthetic, which extend body shapes beyond normal limits. Upon violation of the above rules, the exhibitor's animal involved may be lowered a ribbon placing(s) or may be disqualified from the show. This is to be determined by the species superintendent.

Marketing Requirements for Livestock

There will be no floor bids on cattle, swine, or sheep. 4-Hers are responsible for marketing their own animals. Only market animals can sell in the premium sale, this includes market steers, market heifers, market lambs, market hogs, and market goats.

4-H and FFA Livestock Dispersal Sale Policies

1. Each 4-H and FFA member may send no more than two animals through the premium sale. The two animals must be different species (e.g. one lamb and one pig, one steer and one lamb, etc.). All youth must complete an “intent to sell” form and turn it into the superintendent of that species immediately following the completion of the show.
2. Cattle, goats, and sheep will be premium only. Hogs the floor bid will be open first and then the premium bid.
3. Two or more bids may combine to bid on a single animal, arrangements between firms are encouraged prior to the sale.





Livestock Herdsmanship

1. Open to 4-H Clubs and FFA Chapters showing beef, dairy, goats, horses, sheep, swine, or poultry at the fair.
2. The contest is designed to encourage 4-H members to keep their displays at the fair in a neat, and presentable manner.
3. The purpose is to maintain a more attractive livestock exhibit.
4. Contest starts on Wednesday morning and ends Saturday night.
5. Results will be announced after the fair.
6. An overall champion will be awarded in each species. For example, one overall swine herder will be selected.

Judging Card for Herdsmanship, 100 pts

1. Cleanliness of Alley and Stall/Pens, 40
 - a. Bedding adequate, bright, dry, clean and in place
 - b. Manure hauled out and deposited in designated area
 - c. Alleys swept clean, free of dust and straw
 - d. Feed in front of animals ONLY at feeding time
 - e. Watering points and drains kept clean
2. Arrangement of Exhibit, 10
 - a. Exhibits lined up in attractive manner
 - b. Big boxes out of the way
 - c. Hay and straw neat and orderly
 - d. Feed boxes and gear in area provided.
3. Appearance of Animals, 25
 - a. Animals clean and brushed.
 - b. Animals securely tied or penned (cattle with tie chains and halters)
 - c. Animals in stalls or pens between 8am-7pm except when showing, grooming, or washing.
4. Stall Cards, 5
 - a. Readable from the alley
 - b. Neatly arranged
 - c. Clean and complete

5. Exhibitor Conduct, 20

- a. Attitude and conduct in and around barns.
- b. Conduct during show
- c. Be polite and no foul language

Total 100 points

BEEF CATTLE DEPARTMENT

1. Stall rent of \$1.00 per head must be turned in with a livestock entry form for each youth to the Extension Office by Thursday, July 2nd.
2. ***Weigh-in will be from 6-8 pm on Tuesday, July 21st. The beef show will be on Wednesday, July 22nd at 6:00 pm.***
3. Steers may be mouthed. Permanent incisor teeth cannot have erupted, and all baby teeth must be present in order to show.

BEEF

Chris Pruitt Superintendent

4000. Market beef steer-all breeds, divided into weight classes at superintendent's discretion
4001. Dairy beef
4002. Market beef heifers
4003. Pen of three commercial steers, from same herd or 4-H family
4004. Breeding heifer (born before January/December of the previous year)
4005. Cow with calf by side if the cow was shown in the previous year fair. Both cow and calf need identified with 4-H tag. Must be shown in the ring.
4007. Showmanship, junior (7-9 before Jan 1 of current year)
4008. Showmanship, Intermediate (10-13 before Jan 1 of current year)
4009. Showmanship, senior (14 & over before Jan 1 of current year)

BUCKET CALF

Amanda Thiessen Superintendent

1. Check in will be on Tuesday, July 21st from 6-8 pm. Sand will be provided for bucket calf bedding. No straw or wood shavings needed.
2. Stall rent of \$1.00 per head must be turned in with a livestock entry form for each youth by Thursday, July 2nd.
3. Bucket Calves will be shown at halter, both conference and showmanship.
4. **For conference judging a completed Bucket Calf Record (available at the extension office, www.postrock.ksu.edu) should be brought along for the judge to review.** The record will be turned in to the superintendent when the calf is checked in on Tuesday evening.
5. The champion bucket calf in each age division will receive an award.
6. Grooming suggestions: 7–9-year-old: calves should be clean. Clipping can only be done with scissors. All grooming should be done by the 4-Her. Show sticks may not be used. 10–12-year-old: calves should be clean, **clipping with electric clippers is discouraged** while using a show stick is encouraged.
7. “Last year’s bucket calf” class (4006) is for calves SHOWN as bucket calves in last year’s Mitchell County Fair. These calves may also enter their appropriate heifer/market steer class, in the beef show. No ribbon premiums will be given in class 4006.

4006. Last year’s bucket calf, heifer or steer
4010. Conference judging, 7–9-year-old members before of Jan. 1 of current year
4011. Conference judging, 10–12-year-old members before of Jan. 1 of current year
4012. Showmanship, 7–9-year-old members before of Jan. 1 of current year
4013. Showmanship, 10–12-year-old members before of Jan. 1 of current year

DAIRY CATTLE

1. Stall rent of \$1.00 per head must be turned in with a livestock entry form for each youth by Thursday, July 2nd
 2. Purebred and grade dairy heifers and cows may be shown in dairy classes
4014. Spring heifer, calf
4015. Heifer, yearling
4016. Cows, aged
4017. Dairy showmanship

DOG SHOW—POST ROCK DISTRICT

Post Rock District 4-H Fair Dog Show to be held June 20th in Osborne. Refer to the Osborne County Fairbook for details and rules. Exhibitors enrolled in the project will have information emailed to them.

Amanda Solt
Finn-Kool Inc.
Beloit, KS 67420
785-738-3125 EXT505



DAIRY GOAT

- 4100. Dairy Does up to 6 months of age
- 4101. Dairy Does 6-12 months of age
- 4102. Dairy Does 12-24 months of age
- 4103. Dairy Does 2 years and older
- 4104. Jr. Dairy Goat Showmanship (7-9 before of Jan. 1 of current year)
- 4105. Intermediate, Dairy Goat Showmanship (10-13 before Jan. 1 of current year)
- 4106. Sr. Dairy Goat Showmanship (14 and over before of Jan. 1 of current year)

Meat Goat

1. Identification: all meat goats must be tagged and have an official 4-H ear tag
 2. Bracing: Goats may be braced. Goats must be shown with all four feet on the ground. Animals may be shown with a chain, collar with a short lead or a halter when showing. Medium (3mm or smaller) pinch collars are allowed.
 3. Teeth: all withers must have baby teeth in place with no visible signs of permanent teeth
 4. Shearing: all withers must be "slick shorn" with an equal amount of hair above the knee and hock (head and belly excluded) prior to check in time. A maximum of .375" hair length is permitted.
 5. Horns: all goats are suggested to be dehorned. However, if horns are left, they should be tipped and rounded (not less than the diameter of a dime at the end)
 6. Grooming: artificial coloring, paint, or powder will not be permitted for use on withers during the entire show
- 4110. Meat goat (no intact males)
 - 4111. Breeding Goat
 - 4112. Jr. Meat Goat Showmanship (7-9 before January 1 of current 4-H year.
 - 4113. Intermediate Meat Goat Showmanship (10-13 before January 1 of current 4-H year.
 - 4114. Sr. Meat Goat Showmanship 14 and older before January 1 of current 4-H year.

GOAT DEPARTMENT

Josh Bohnert Superintendent

1. Check-in will be Tuesday, July 21st from 6-8 pm. All goats will unload and load on the WEST side of the sheep and hog barn.
2. Stall rent of \$1.00 per head must be turned in with a livestock entry form for each youth by Thursday, July 2nd.
3. Purebreds and grade animals will be shown separately. Dairy goats will be shown separately from non-dairy goats.
4. ALL goats, including withers, must be identified with a registered tattoo or an official USDA scrapie premises ID tag.
5. Kids, under 8 weeks of age, accompanying their dams, are exempt from tagging requirement unless they are part of an exhibit which will be presented to the judge. If they will be presented to the judge in a class, they need a 4-H tag.

HORSE DEPARTMENT

Tonya Stroede, Leanne Litton Superintendents

1. Rules listed in the 4-H Horse Handbook and the General Rules will be followed.
2. Horses must be entered by Thursday, July 2nd, at the Extension office by 4:30 pm with a \$1.00 per head stall rent.
3. All horses shall be accompanied by an official health certificate. Refer to Animal Health Requirements for tests required.
4. County-Level Rule: Safety helmets shall be allowed in all classes. Under no circumstances shall a 4-Her be penalized for wearing a helmet, even when such a helmet is not listed as "approved" dress in the Kansas 4-H Horse Show Rule Book.
5. Note that if you intend to show at the Kansas State Fair there are specific qualifying steps related to level testing. Visit the Kansas 4-H Horse Project for details.
<https://www.kansas4-h.org/projects/animal-science/horse/index.html>

Age Divisions for Horse Classes:

- JR. Division - 13 and under before Jan. 1 of current year
 - SR Division - 14 and over before Jan. 1 of current year
- Awards will be given for horse showmanship, timed events, performance events, and all around/overall high point horse and rider.

Each award is made on the basis of one horse, one rider combination.

The all around is for one horse and one rider overall. The following examples clarify the basis of the all-around award:

Example #1:

A 4-Her has one horse, which is primarily used for performance classes. That horse accumulates points in those classes. He's not a great timed event horse but manages to get a few points in the timed events. If he earns enough points in both, he may win the all-around award, and the performance horse trophy. Remember this is the with the same rider.

Example #2

A 4-Her has two horses, one good, timed event horse and one good performance event horse. This 4-Her may win the performance trophy and the timed event trophy, each on that particular horse. Since the 4-Her didn't ride the same horse in both, he/she can't win the all-around award.

A point system below will be used to determine awards for the horse show.

- 1st - Five points
- 2nd - Four points
- 3rd - Three points
- 4th - Two points
- 5th - One point

This system will be used for all classes and is not dependent on the number of participants in a class. For Example, if there are only two entered in the horsemanship class, first place will receive five points, second will receive four points. If seven are entered, points will be awarded 5-4-3-2-1 for the top five, sixth and seventh will not receive any points.

- 4200. Halter Mares 5 & over*
- 4201. Halter Mares 4 & under*
- 4202. Halter Geldings 5 & over*
- 4203. Halter Geldings 4 & under*
- 4204. Jr. Showmanship*
- 4205. Intermediate Showmanship*
- 4206. Sr. Showmanship*
- 4207. Jr. English Pleasure*
- 4208. Intermediate English Showmanship*
- 4209. Sr. English Pleasure*
- 4208. Jr. English Equitation*
- 4209. Intermediate English Equitation*
- 4210. Sr. English Equitation*
- 4211. Jr. Horsemanship*
- 4212. Intermediate Horsemanship*
- 4213. Sr Horsemanship*
- 4214. Jr Western Pleasure
- 4215. Intermediate Western Pleasure*
- 4216. Sr. Western Pleasure
- 4217. Walk-Trot* (First year members only, unable to do Western Pleasure)
- 4218. Jr Reining*
- 4219. Intermediate Reining*
- 4220. Sr. Reining*
- 4221. Jr. Trail Horse*
- 4222. Intermediate Trail Horse*
- 4223. Sr. Trail Horse*
- 4224. Jr. Egg & Spoon*
- 4225. Intermediate Egg & Spoon
- 4226. Sr. Egg & Spoon*
- 4227. Jr Barrel Race**
- 4228. Intermediate Barrel Race**
- 4229. Sr. Barrel Race**
- 4230. Jr. Pole Bending**
- 4231. Intermediate Pole Bending**
- 4232. Sr. Pole Bending**
- 4233. Jr. Flag Race**
- 4234. Intermediate Flag Race**
- 4235. Sr. Flag Race**
- 4236. Ranch Horse Rail
- 4237. Ranch Horse Pattern

All Jr Classes are age (7-9 before Jan 1 of Current year)

All Intermediate classes are age (10-13 before Jan 1 of Current year)

All Sr. classes are age (14 & over before Jan. 1 of Current Year)

* Performance Classes

** Timed Classes

PET SHOW DEPARTMENT

1. This department is for 4-H members enrolled in Cat, Aquarium Pets, Hand Pets, Birds, and other pets.
 2. Members need to verify ownership of pet with the Extension Office by July 2nd using the appropriate verification form.
 3. Judging will be held Thursday, July 23rd at the fairgrounds.
 4. Pet show will be showmanship based with all ages of exhibitors competing together. The health and quality of animal considered in addition to the project knowledge and showmanship of the exhibitor appropriate for member's age and years in the project.
 5. Pets will be brought in to show and then taken home. Members will need to complete a green entry card at the fair. No pre-entries are needed. Judging will be by consultation.
 6. NOTE: ALL CATS MUST PROVIDE VETERINARY PROOF OF CURRENT RABIES VACCINATION. Read all general rules.
 7. A dog cannot be shown in the PRD Dog Show and the Mitchell County Pet Show. Must choose one or the other.
4300. Pet Showmanship

POULTRY DEPARTMENT

1. Read the general rules. Judging will be consultation with 4-H member present.
2. Check in by 7:30-8:30 am on July 23rd.
3. If disease impacts the ability for a live animal show to take place, exhibitors will be encouraged to exhibit via video or poster presentation in the classes listed.
4. Members need to verify ownership of poultry flock with the Extension Office by July 2nd using the appropriate verification form.

* Denotes State Fair Class

- 4400. *Standard Breeds; Large Fowl; one young bird of either sex
- 4401. Standard Breeds; Large Fowl; one old bird of either sex
- 4402. *Standard Breeds; Bantams; one young bird of either sex
- 4403. *Standard Breeds; Bantams; one old bird of either sex
- 4404. *Production Pullets; pen of 3 standard bred, crossbred or strain cross pullets to be judged on egg production qualities
- 4405. *Production Hens; pen of 3 standard bred, crossbred or strain. Hens will be judged on egg production qualities.
- 4406. *Dual purpose pullets; pen of 3 such as Rhode Island Reds, New Hampshire, Plymouth Rocks, etc.
- 4407. *Dual purpose hens; pen of 3 such as Rhode Island Reds, New Hampshire, Plymouth Rocks, etc.
- 4408. *Turkeys; all breeds; one bird of either sex
- 4409. *Ducks; all breeds; one bird of either sex
- 4410. *Geese; all breeds; one bird of either sex
- 4411. Miscellaneous Fowl
- 4412. Poultry Showmanship, Junior (7-9 before January 1 of current year)
- 4413. Poultry Showmanship, Intermediate (10-13 before January 1 of current year)
- 4414. Poultry Showmanship, Senior (14 and over before January 1 of current year)

RABBIT DEPARTMENT

1. Read all general rules. Judging will be by consultation, 4-H member must be present. All 4-H Rabbits need to be checked in at 7:30 am on July 23rd. A vet will be present to do a health check. If you miss the vet check, health papers must be provided.
2. If disease impacts the ability for a live animal show to take place, exhibitors will be encouraged to exhibit via video or poster presentation in the classes listed.
3. Members need to verify ownership of rabbit with the Extension Office by July 2nd using the appropriate verification form.

4. Colored and white fur entries must be made from rabbits that are entered in the regular breed classes 4503-4510. Fur classes are limited to one entry per fur class, per exhibitor (not one entry per breed).

- 4500. Pre-Junior doe - under 3 months not younger than May 1
- 4501. Junior doe - under 6 months of age
- 4502. Intermediate doe - 6-8 months of age
- 4503. Senior doe - 8 months of age and over
- 4504. Pre-Junior buck - under 3 months not younger than May 1
- 4505. Junior buck - under 6 months of age
- 4506. Intermediate buck - 6-8 months of age
- 4507. Senior buck - 8 months of age and older
- 4508. Meat pen- Three rabbits, all one recognized breed and variety, minimum weight 3lbs each, maximum weight 5lbs each. Will be judged on the meat qualities, condition and uniformity. Cannot be over 70 days of age.

Fur Classes

- 4509. Normal White fur
- 4510. White Satin fur
- 4511. White Rex fur
- 4512. White wool
- 4513. Normal colored fur
- 4514. Colored Satin fur
- 4515. Colored Rex fur
- 4516. Colored wool
- 4520. Rabbit Showmanship, Junior (7-9 before January 1 of current year)
- 4521. Rabbit Showmanship, Intermediate (10-13 before January 1 of current year)
- 4522. Rabbit Showmanship, Senior (14 and older before January 1 of current year)

SHEEP DEPARTMENT

Josh Bohnert Superintendent

1. Pen rent of \$1.00 per head must be turned in with livestock entry form for each youth, due in the Extension office by Thursday, July 2nd.
2. Sheep will be checked in on Tuesday, July 21st, from 6-8 pm. All sheep will unload and load on the WEST end of the sheep and hog barn.
3. All Sheep MUST be free of "sore mouth". All Sheep MUST be free of signs of ringworm infection, including Club Lamb Fungus.
In addition to the general rules the following rules will also apply:
 1. All showmanship lambs must be owned by the exhibitor
 2. Exhibitors will not be allowed to use ice on the animal for fitting and showing
 3. No painting of lambs above the hoof
 4. All 4 feet will be on the ground at all times
 5. The use of drugs on the animal will not be permitted unless approved and administered by a veterinarian
 6. All grooming will be done by the 4-Her. Variances from this rule will be under the discretion of the superintendents
 7. All market lambs must have their lamb teeth and will be mouthed at check in
 8. All sheep must be identified with an official USDA scrapie premise ID tag, regardless of which division (market or breeding) the sheep are shown in.
 9. Lambs, under 8 weeks of age accompanying their dams are exempt from tagging requirements unless the lamb is part of an official exhibit. If the lamb will be shown in front of the judge, it must be identified with a 4-H tag.

10. **NOTICE: All market lambs must be slick shorn, from the knee and hock joints up, before check-in and weigh-in.** Wool length should not exceed .2 inch. No flank or belly wool. This is in accordance with regulations at the State Fair and Kansas Jr. Livestock Show. Slick shearing of market lambs must be done within 2 weeks prior to fair check-in.

11. Note: there will be a class for each recognized breed of breeding ewe: Suffolk, Hampshire, Dorset, crossbred, and any other breeds only if numbers warrant. Decision is up the sheep superintendents.

4600. Market lamb (no intact males)
4601. Pen of three market lambs (by one individual)
4602. Ewe lamb
4603. Yearling ewe
4604. Aged ewe
4605. Junior Sheep Showmanship (7-9 before January 1 of current year)
4606. Intermediate Sheep Showmanship (10-13 before January 1 of current year)
4607. Senior Sheep Showmanship (14 and over before January 1 of current year)

SWINE DEPARTMENT

Kelley McGuire Superintendent

1. Pen rent of \$1.00 per head must be turned into the Extension office by Thursday, July 2nd with livestock entry form for each youth no later than 4:30 pm.
2. Swine will be checked in on Tuesday, July 21st, from 6-8 pm. All swine will unload and load at the WEST side of the sheep and hog barn.
3. Read all General Rules and Regulations. See open class division for animal health requirements for swine.
 4700. Jr. Swine Showmanship (7-9 before January 1 of current year)
 4701. Intermediate Swine Showmanship (9-13 before January 1 of current year)
 4702. Sr. Swine Showmanship (14 and over before January 1 of current year)
 4703. Market hog (divided into weight classes, all breeds)
 4704. Breeding gilt (classes determined by superintendent)
 4705. Pen of 3 Market Hogs

Round Robin Showmanship

Champion and Reserve Champion showmen from the junior and senior divisions of each of the livestock divisions (beef, sheep, swine, horse, and goat) are invited to compete in the round robin showmanship contest. If a 4-H member qualifies in multiple species the 3rd place participant will move up and be able to compete only if they received a blue ribbon.

For each specie, all senior contestants from the above livestock divisions will show at once. For example, there will be eight steers or heifers from the market and/or breeding classes of the beef show exhibited at once. Each contestant will show their own animal in the species they won, and a drawing will be held for the other species.

The Judge will determine activities in the show ring and appropriate questions. The judge will select the Grand Champion and Reserve Champion at the end of the competition. Upon completion of the individual specie rotation, all animals will remain in place. The juniors will be brought in and they will show the animals in the ring. When the first rotation is over, the Seniors will be the next specie according to the rotation listed below and following the same procedure.

All livestock exhibited at the Mitchell County Fair will be eligible for the Round Robin. The judge has the discretion to rotate the individuals in the show ring and score as he/she feels appropriate; provided each specie or rotation is deemed of equal value. When quantity of animals is limited, individuals will take turns using the same animal.

The animals should be clean. Individual show superintendents will supervise livestock waiting to be shown. Each specie superintendent will be responsible for the livestock to be used.

The order of the species rotation will be:

1. Swine
2. Sheep
3. Goats
4. Beef
5. Horse

JEWELL
IMPLEMENT

Jewell, KS

785-428-3261