



**LINCOLN COUNTY FAIR**

**JULY 15-20, 2025**

**FAIRGROUNDS – SYLVAN GROVE, KANSAS**

**301 S. Main Street**

**Sylvan Grove Fair & Agricultural Association**

P.O. Box 85

Sylvan Grove, KS 67481

**Follow Fair on Facebook:** Lincoln County - Sylvan Grove Fair Association

**Lincoln County Extension Office**

Post Rock District

108 W. Lincoln

Lincoln, KS 67455

785-524-4432

# Legion Food Stand

AMERICAN LEGION POST #359

**Wednesday**  
open at 5:00 p.m.

**Thursday, Friday &  
Saturday open at NOON**

*See you at the Pavilion!*



SYLVAN GROVE SENIOR CENTER

## **Breakfast**

at the  
**Little White Stand**  
Northside of Grandstand

**Open at 7:00 a.m.**

Thursday, Friday & Saturday

## **Peach Cobbler and Ice Cream**

Thursday, Friday & Saturday

Northwest Corner Outside Grandstand

Provided by Bethlehem Lutheran Church, Sylvan Grove

*Red's Sweets*  
*The Sugar Dealer*

## **INFLATABLES, LASER TAG & BARRELL TRAIN**

**\$10 WRISTBANDS**

Thursday, Friday & Saturday

6:00 p.m. – 10:00 p.m.



**HAPPY  
TRAILS  
BREW  
CO.**

# BINGO

**under the Pavilion!**

**Thursday, Friday & Saturday  
9:00 p.m.**

Sponsored by Sylvan Grove Senior Center

## **VIEW OUTSTANDING PROJECT EXHIBITS!**

### **4-H Building and Open Class Building Hours**

Thursday = after judging concludes to 8:00 p.m.

Friday = 9:00 a.m. to 8:00 p.m.

Saturday = 9:00 a.m. to 2:30 p.m.

## PRE-FAIR ENTRY DEADLINE

### \*\*\* NEW Online Entry \*\*\*

The 2025 Pre-Fair Entry Deadline is July 1, 2025 for many projects.

- Entries will be submitted via the Fair Entry System online:  
<http://lincolncountyks.fairentry.com/>
- All 4-H project entries are to be submitted by 11:59 p.m. on 7/1.
- Open Class Livestock entries are due by 11:59 p.m. on 7/1.
- Open Class static entries are due by 7:00 p.m. on 7/16.
- Those needing assistance with the Fair Entry System are welcome to visit the Extension Office in Lincoln.
- Open Class assistance for static entries will also be available at the Open Class Exhibit Building on 7/16.

**REFER TO PROJECT SECTION IN FAIRBOOK FOR ENTRY RULES**

## MONDAY, JULY 14



**4-H Bake Sale**  
Lincoln High School  
11:00 a.m. – 2:00 p.m.  
(as food becomes available after judging)

**4-H Public Fashion Revue**  
Lincoln High School  
5:30 p.m.



## TUESDAY, JULY 15



**Horse Show, Tuesday Evening at 6:00 p.m.**  
4-H/FFA and Open Class Exhibitor Check-in at 5:00 p.m.



**THANK YOU VOLUNTEERS FOR MAKING OUR FAIR GREAT!**

# WEDNESDAY, JULY 16



## AG OLYMPICS

Wednesday Evening  
Grand Stand  
7:00 p.m.

Team registration at 6:00 p.m.

Free to participate

Senior Teams of 4: *Must include one girl and one participant needs to be 14yrs or under*

Junior Teams of 2: *10yrs or under*

Questions? Call Heather 785-829-1665

Thank you prize donors! Citizens State Bank & Lincoln County Farm Bureau Association

ANIMAL VET CHECK (4-H/FFA/OPEN): Wednesday, 4:00 – 6:00 p.m.

ENTER OPEN CLASS EXHIBITS: Open Class Building, Wednesday, 5:00 – 7:00 p.m.

# THURSDAY, JULY 17

Pet Show at 9:30 a.m.

4-H/FFA and Open Class Pets Exhibitor  
check-in at 9:15 a.m.

followed by

Poultry & Rabbit Show



Beef Show at 5:00 p.m.

followed by  
Swine Show



Thursday Evening  
5:00 p.m.



Ice Cream

Sponsored by:

**BENNINGTON  
STATE BANK**

Post Rock Dance Academy Performance  
Grandstand at 7:00 p.m.

# FRIDAY, JULY 18

Sheep Show at 8:00 a.m.  
followed by Goat Show  
followed by Bucket Calf Show

## RANCH RODEO

**Friday Night Entertainment!**  
**7:00 p.m.**

**Admission by Donation**

Events

Double Mugging  
Doctoring  
Trailer Loading

Entry

\$400/team  
100% PAYBACK  
Added Money!


Rules at 6:00 p.m.  
Calcutta at 6:45 p.m.

Contacts

Emily Carney 785-531-1066  
Heather Meyer 785-829-1665

## LIVESTOCK JUDGING CONTEST

10:00 a.m.  
(or 30 min. following livestock shows)



Open to all Lincoln County 4-H/FFA youth!

See rules in fair book division.

Prizes awarded to 1<sup>st</sup>, 2<sup>nd</sup> & 3<sup>rd</sup> in  
Junior & Senior Divisions!



**Friday Evening**  
**Check-in at 6:00 p.m.**  
**Pedal Pull at 6:30 p.m.**

Sponsored by: Farm Bureau

## THANK YOU RANCH RODEO SPONSORS!

This is a list of sponsors at the time of fair book publishing. To become a sponsor, please contact Emily Carney.

FARM IMPLEMENT  
BENNINGTON STATE BANK  
UNITED AG  
181 AG SUPPLY  
SYLVAN SALES COMMISSION

BANK OF TESCOTT  
THE FEEDLOT BAR & GRILL  
MANKATO LIVESTOCK  
6M LIVESTOCK  
RUSSELL CATTLE COMPANY

RUSSELL VETERINARY SERVICE  
ELLSWORTH ANIMAL HOSPITAL  
POST ROCK WIND  
VANDERBILT'S  
WILDLIFE PROPERTIES

# SATURDAY, JULY 19

## ROUND ROBIN SHOWMANSHIP

9:00 a.m.

## PROJECT SALE

**Saturday at 1:00 p.m.**

Sylvan Grove Fairgrounds

**Livestock Show Ring**

Contact: Heather Meyer 785-829-1665

Thank you for supporting  
Lincoln County 4-H and FFA!

## ARCHERY SHOOT

**Saturday Morning**

Sylvan Grove Baseball Field

Registration: 8:00 – 9:00 a.m.

**Shoot Begins: 9:00 a.m.**

Competition includes 3-D Animal Targets, FETA and Block Targets. Longbow, Recurve, and Compound Bows allowed. No Crossbows. ***Loaner Compound and Recurve Bows available!***  
Contact: Tommie Berger at 785-524-6112; bergkwf@wtciweb.com

### EXHIBIT & ANIMAL RELEASE

(4-H/FFA/OPEN): Saturday, 2:30 - 4:00 p.m.

All animals/exhibits MUST be off the fairgrounds by 4:00 p.m.

Thank you to all sponsor and volunteers  
who help make the Lincoln County Fair a  
success and great time for all.

**WE APPRECIATE YOU!**

# DEMOLITION DERBY



**Saturday Night Entertainment!**

**7:30 p.m.**

**Admission: \$10.00** (12 & under free)

**General Pit Pass: \$25.00** (all ages)

**Concessions Available & Lawn Chairs Welcome!**

More details about the Demolition Derby on the fair book's back cover!

**FIREWORK  
SHOW!**

(after consolation & before feature)



## **LINCOLN COUNTY FAIR**

We extend a cordial invitation to each and every one of you to exhibit your livestock, garden produce, baked and hand-made articles in our County Fair!

We sincerely hope everyone will come and help support the County Fair and the 4-H, FFA and Open Class exhibitors of Lincoln County.

Thank you, Fair Board members, for your volunteer service to make the Lincoln County Fair a wonderful event each year!

### **2025 Lincoln County Fair Board Officers**

President: Heather Meyer

Vice-President: Ben Kratky

Secretary: Tom Carney

Treasurer: Emily Carney

Reporter: Kale Schmid

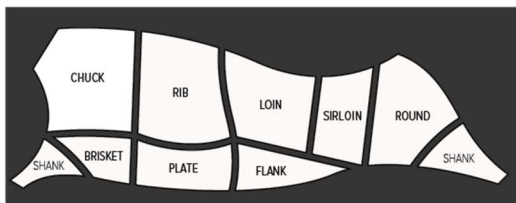
Executive Board: Shawn Elder and Brian Koster

## **CARCASS SHOW AND BARBEQUE**

**Ellsworth Packing**

**PUBLIC IS WELCOME  
August 4th @ 6:30 p.m.**

Sponsored by Rosebrook Farms,  
Ellsworth Packing, and Lincoln County  
Cattleman's Association



### **INTERESTED IN A COMMERCIAL EXHIBIT AT THE LINCOLN COUNTY FAIR?**

Lincoln County Fair Board welcomes organizations to have a commercial exhibit at the county fair. There is a form in the back of the fair book to complete. Please note, the Reservation Form and Fee are requested to be turned in by July 1, mailed to the Fair Board.

### **INTERESTED IN A BANNER TO DISPLAY AT LINCOLN COUNTY FAIR?**

Lincoln County Fair Board welcomes organizations and businesses to have a banner displayed at the Lincoln County Fair. Contact Emily Carney at [lincolncountyfairboard@gmail.com](mailto:lincolncountyfairboard@gmail.com) by June 1 each year to purchase a banner spot and coordinate the banner design.

**The benches throughout fair grounds have been donated to the Lincoln County Fair in memory of Kent Rahmeier.**

Thank you to the Lincoln County Fair Board and Bullfoot Creek Sylvan Huslters 4-H Club for contributing memorials in Kent's memory to this effort.

### **WANT TO VOLUNTEER?**

It takes many volunteer hours to make the Lincoln County Fair a success! If you are interested in helping, contact the Fair Board or Extension Office.

# 2025 LINCOLN COUNTY FAIR

## 4-H, FFA, OPEN CLASS EXHIBITOR SCHEDULE

**Refer to earlier pages for featured entertainment, food stand schedules, and other fun events!**

*(Schedule is subject to change. Stay connected with the Lincoln County Fair Board and Post Rock District – Lincoln County Extension Office for any schedule changes and updates.)*

### MONDAY, JULY 14<sup>TH</sup> LINCOLN HIGH SCHOOL

9:00 a.m. .... 4-H Foods; Photography Judging  
 11:00 a.m. – 2:00 p.m. .... Public Bake Sale (items will be available for purchase as judging is completed)  
 1:00 p.m. .... 4-H Fiber Arts; Sewing and Textile Design; Shopping in Style; Fashion Revue Judging  
 2:00 p.m. .... remaining Bake Sale items to downtown Lincoln businesses for purchase  
  
 5:30 p.m. .... Public Fashion Revue  
  
 5:00 – 7:00 p.m. .... Fairgrounds Clean Up @ Sylvan Grove  
 (4-H/FFA families not involved in pre-fair judging expected to assist. Tasks assigned to clubs. Bring clean up tools/supplies.)

### TUESDAY, JULY 15<sup>TH</sup> FAIRGROUNDS, SYLVAN GROVE

7:00 a.m. .... Fairgrounds Clean Up  
 (only for 4-H/FFA families involved in pre-fair judging events)  
  
 5:00 p.m. .... 4-H/FFA, Open Horse Show Check-in  
 6:00 p.m. .... 4-H/FFA, Open Horse Show

### WEDNESDAY, JULY 16<sup>TH</sup> FAIRGROUNDS, SYLVAN GROVE

8:00 a.m. .... Livestock Barns Open for Animal Arrival  
 (Early arrival is optional. Health papers not required. Arrive early at your own risk. Follow stall assignments.)  
  
 2:00–6:00 p.m. .... 4-H Building Open for Exhibit Drop-Off  
 (Early arrival is optional. Building is not monitored. Arrive early at your own risk.)  
  
 4:00–6:00 p.m. .... 4-H/FFA, Open Animal Vet/Health Inspection  
 (All breeding and market animals need to be physically presented to the official conducting inspection)  
  
 4-H/FFA, Open Animal Check-in & Weigh-in  
 5:00–7:00 p.m. .... Open Class Exhibit Entry, in metal building  
  
 8:00 p.m. .... Tie Out Livestock



**THURSDAY, JULY 17<sup>TH</sup>**  
**FAIRGROUNDS, SYLVAN GROVE**

7:00 a.m. .... 4-H Building Open for 4-H/FFA Exhibit Drop-Off

*4-H/FFA Consultation Judging Schedules: In the 4-H Building on Thursday morning, a sign-up sheet will be available for each 4-H/FFA project area. This is an approximate order that will guide consultation judging.*

8:30 a.m. .... 4-H Posters, Notebooks, Booths, Banners & Visual Arts Judging  
 8:30 a.m. .... 4-H/FFA Horticulture, Agronomy, Entomology, Forestry, Geology Judging  
 8:30 a.m. .... Open Class Fine Arts Judging  
 9:00 a.m. .... 4-H/FFA Woodworking, Electric, Space Tech (STEM) Judging  
 9:30 a.m. .... 4-H and Open Pet Show, American Legion Pavilion  
 10:00 a.m. .... Open Class Arts and Crafts Judging  
 10:00 a.m. .... Open Class Horticulture Judging  
 10:00 a.m. .... Open Class Foods and Preservation Judging  
 10:00 a.m. .... 4-H/FFA and Open Class Poultry & Rabbit/Guinea Pig Judging  
 11:00 a.m. .... Open Class Photography Judging

5:00 p.m. .... 4-H/FFA, Open Beef Show and Dairy Cattle Show  
 (Show Order: Showmanship, 2<sup>nd</sup> Year Bucket Calf, Breeding, Market; 4-H/FFA before Open)  
 8:00 p.m. (15 minutes after Beef Show) .... 4-H/FFA, Open Swine Show  
 (Show Order: Showmanship, Breeding, Market; 4-H/FFA before Open)  
 9:00 p.m. .... Tie Out Livestock

**FRIDAY, JULY 18<sup>TH</sup>**  
**FAIRGROUNDS, SYLVAN GROVE**

8:00 am .... Sheep Show  
 (Show Order: Showmanship, Breeding, Market; 4-H/FFA before Open)  
 15 minutes after sheep show .... Goat Show  
 (Show Order: Showmanship, Breeding, Market, Dairy; 4-H/FFA before Open)  
 15 minutes after goat show .... Bucket Calf Show  
 (Show Order: Showmanship, 1<sup>st</sup> Year Bucket Calves, 4-H before Open)  
 30 minutes after bucket calf show .... Livestock Judging Contest  
 12:30 p.m. .... 4-H/FFA Project Sale SIGN-UP DEADLINE – 4-H Building  
 9:00 p.m. .... Tie Out Livestock

**SATURDAY, JULY 19<sup>TH</sup>**  
**FAIRGROUNDS, SYLVAN GROVE**

9:00 a.m. .... Round Robin – Livestock Show Ring  
 9:00 a.m. .... Archery Shoot – Baseball Field  
 1:00 p.m. .... 4-H/FFA Project Sale – Livestock Show Ring  
 2:30 to 4:00 p.m. .... ALL Exhibits and Animals Released  
 (ALL animal and non-animal exhibits must be out by 4:00 p.m.)

**SUNDAY, JULY 20<sup>TH</sup>**  
**FAIRGROUNDS, SYLVAN GROVE**

8:30 am. .... Fairgrounds Clean Up  
 (4-H/FFA families expected to assist. Tasks assigned to clubs. Bring clean up tools/supplies.)

# Table of Contents

<b>Open Class Section.....</b>	10	Livestock Judging Contest.....	42
4-H/FFA/Open General Notices.....	10	Herdsmanship.....	42
Fair Entry Instructions .....	11	Pet Show & Tell.....	43
Entries For Premiums .....	15	Dogs.....	43
Awarding Of Premiums.....	15		
<b>4-H/FFA/Open Miscellaneous.....</b>	15	<b>4-H &amp; FFA All Static Projects.....</b>	43
Claims of Injury.....	16	Aerospace/Rocketry.....	43
Project Sale.....	16	Ag Mechanics Welding.....	45
<b>Animal Health Requirements.....</b>	17	Agronomy.....	47
General Requirements.....	17	Astronomy.....	49
Cattle .....	17	Building Block Engineering .....	50
Poultry.....	17	Clothing & Sewing Division.....	51
Rabbits & Guinea Pigs.....	17	Sewing and Textile Design.....	51
Sheep & Goats.....	17	Shopping In Style.....	52
Swine.....	17	Fashion Revue.....	53
Horses.....	17	Club/Chapter Displays, Notebooks,	
Pet Show & Tell.....	17	Exhibits & Booths.....	53
<b>Livestock Open Class.....</b>	18	Booths.....	53
Cattle.....	18	Banner.....	54
Swine.....	18	4-H Club Food Display.....	54
Poultry.....	18	Club Notebooks.....	55
Rabbits & Guinea Pigs.....	19	Computer Science.....	55
Sheep.....	19	Electric & Renewable Energy.....	56
Horses.....	19	Entomology.....	57
Goats.....	20	Fiber Arts.....	60
Pet Show & Tell.....	21	Foods & Nutrition Division.....	61
<b>Agriculture &amp; Static Projects Open Class.....</b>	21	Bake Sale.....	62
Horticulture.....	21	Food Preservation.....	62
Baking Items .....	23	Forestry.....	63
Food Preservation.....	24	Geology.....	65
Fine Arts.....	25	Health & Wellness.....	66
Arts & Crafts.....	27	Horticulture & Landscape Design.....	67
Photography.....	28	Interior Design & Architecture.....	68
Conservation District Photo Contest .....	29	Notebooks, Posters & Displays-	
		Individual.....	70
<b>4-H &amp; FFA Section.....</b>	30	Photography.....	70
Fair Entry Instructions (see page 11)		Robotics.....	73
4-H & FFA General Regulations.....	31	Shooting Sports.....	75
General Livestock & Animal Rules.....	33	Small Engines.....	76
Bell Ringer Award.....	34	Uncrewed Aerial System (UAS).....	76
Rate Of Gain.....	35	Visual Arts.....	78
Beef.....	35	Wildlife.....	80
Goats.....	37	Woodworking.....	81
Sheep.....	38	FFA Department.....	82
Swine.....	38	Fair Association Bylaws.....	83
Horses.....	39	Commercial Exhibit Reservation.....	84
Poultry.....	40		
Rabbits & Guinea Pigs.....	40		
Livestock Showmanship.....	41		
Round Robin Showmanship.....	41		

## 4-H, FFA, and OPEN CLASS EXHIBITOR NOTICES!

It is important to read each section of the fair book relating to your respective project division for rules and expectations.

### Exhibit Entry:

**Open Class entries will be accepted Wednesday July 16 from 5:00 – 7:00 p.m.** Exhibits will be accepted in the open class division from throughout the state.

**All livestock (including poultry and rabbits), in 4-H, FFA and Open Class, must check-in Wednesday July 16 from 4:00 – 6:00 p.m.**

All animals entered for exhibition will be subject to inspection by the appointed veterinarian and those diseased will be refused to remain on the fairgrounds.

To assist families showing multiple species and travelling from further-away parts of the county, it is allowable to bring animals to the fairgrounds beginning at 8:00 a.m. on Wednesday. Health papers are not required to arrive early. Arrive early at your own risk! Stall assignments are made in advance, and must be followed regardless of the time of arrival. ALL animals (market and breeding) must be physically presented at their official check-in location and health inspections.

### Exhibit Release:

**All exhibits for 4-H, FFA and Open Class must remain in place until check out time of 2:30 p.m. on Saturday. EXHIBITS (ANIMAL AND NON-ANIMAL) MUST BE OFF THE FAIRGROUNDS BY 4:00 p.m.**

## Lincoln County Fair IS DIGITAL

Entries will be submitted via the Fair Entry System online.

REGISTER HERE:

<http://lincolncountyks.fairentry.com>



ALL 4-H project entries are to be submitted by 11:59 p.m. on 7/1.

Open Class Livestock entries are due by 11:59 p.m. on 7/1.

Open Class Static entries are due by 7:00 p.m. on 7/16.

Those needing assistance with the Fair Entry System are welcome to visit the Extension Office in Lincoln.

Open Class assistance for static entries will also be available at the Open Class Exhibit Building on 7/16.

### Pre-Fair Entry Deadline:

Some areas in 4-H, FFA and Open Class require entry by the *Pre-Fair Entry Deadline*.

**The 2025 Pre-Fair Entry Deadline is July 1, 2025.**

- Entries will be submitted via the Fair Entry System online:  
<http://lincolncountyks.fairentry.com/>
- All 4-H project entries are to be submitted by 11:59 p.m. on 7/1.
- Open Class Livestock entries are due by 11:59 p.m. on 7/1.
- Open Class static entries are due by 7:00 p.m. on 7/16.
- Those needing assistance with the Fair Entry System are welcome to visit the Extension Office in Lincoln.
- Open Class assistance for static entries will also be available at the Open Class Exhibit Building on 7/16.

**Dress Code:** The Lincoln County Fair is a public event and the dress code of exhibitors should positively represent Lincoln County, Kansas 4-H, and Kansas FFA. Dress should be suitable for the project area the exhibitor is participating in. Consider industry standard for the project area and choose clothing and shoes that provides safety to the exhibitor. It is the exhibitor's responsibility to ensure safety measures are met. In the case of youth, the child's parent/guardian is responsible to make sure their attire is clean, appropriate and safe. In some 4-H, FFA, and Open Class competitions (such as livestock showmanship or consultation judging), dress code may be taken into consideration by the judge when overall appearance and safety is part of the project learning experience and presentation standard of the exhibit. The fair authority has the right to request an exhibitor to change attire if safety standards are not met (Examples: Do not show livestock in sandals, crocs, barefoot, etc. Show livestock in jeans or long pants). In 4-H and FFA competition, all dress codes must meet the expectations of the Kansas 4-H Code of Conduct.

# Lincoln County Fair Entry Instructions

**In most cases, entries are due by 11:59 pm on July 1<sup>st</sup>.**

Go to <http://lincolncountyks.fairentry.com/>

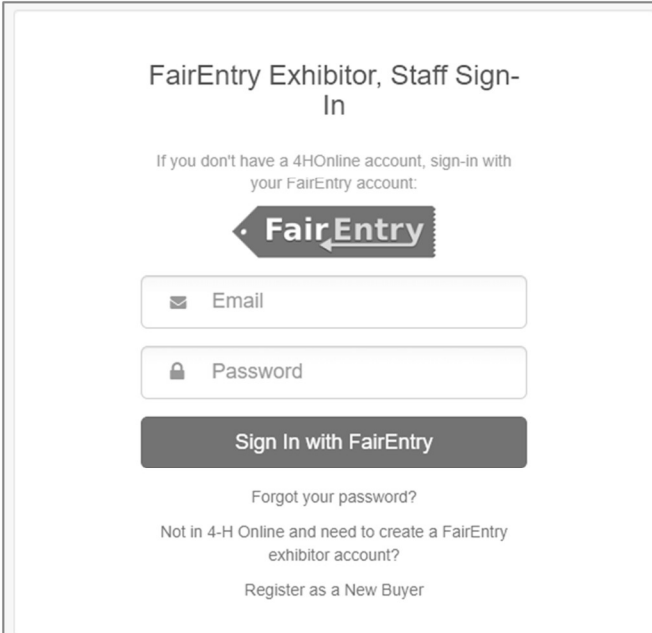
**If you are a 4-H member entering in the fair, you MUST use 4-H Online to sign in.** Your entries are limited by the projects you were enrolled in by May 1, 2025, and if you do not use 4-H Online you will not have access to enter in 4-H classes.

- If you do not remember your password, you may have to reset it in 4-H Online and then navigate back to FairEntry. You can call the office at 785-524-4432 if you need assistance.



*Use the above sign in screen if you are a 4-H exhibitor.*

**FFA members and Open Class Exhibitors** will need to use the FairEntry Exhibitor Sign-In. You will be able to access the classes that you are eligible to participate in. From here, your enrollment will proceed in the same manner as 4-H members with the exception that you will select “Create an Exhibitor from Scratch” on the “Register an Exhibitor” page.



*Use this selection if you are entering for FFA or Open Class*

Once you have logged in you will see this screen.

**FairEntry processes entries as invoices**, so you will want to select the green “Begin work on a new invoice” button. You can only work on one “invoice” at a time and will have to wait for office approval to start a new one once you have submitted your entries.

2022 Shawnee County Fair

Registration is currently **Open**

5/18/2022 - 7/24/2022 [details](#)

Your Current Invoice

You do not have a current invoice.

**Begin work on a new invoice**

The next step will be to register a new exhibitor and select from the Existing person list that will pop up. Please **do not** create an exhibitor from scratch if you are a 4-H exhibitor.

2022 Shawnee County Fair

**Exhibitors** | Entries

Exhibitors being registered

There are 0 exhibitors in the process of being registered

**+ Register an Exhibitor**

New Individual Exhibitor

Select an Existing person to continue...

☐ Chris Clover  
8/20/2012 - Age 9

☐ Carrie Clover  
8/20/2008 - Age 13

- OR -

**+ Create an Exhibitor From Scratch**

Cancel **Continue**

- ❖ On the next page you will be asked to confirm your contact info and address.

- Once you reach this screen select “Continue to Entries”

The screenshot shows the 'Review' step of a registration process. At the top, there are two tabs: 'Entries' and 'Payment', with a total amount of '\$0.00' displayed on the right. Below the tabs is a progress bar with six steps: Personal Details, Contact Info, Address, Questions, Files, and Review (the current step, marked with a '6'). Below the progress bar, a message says 'Please review the exhibitor registration.' with a 'Continue to Entries' button. Underneath, there are three sections: 'Personal Details' (with fields for First Name, Last Name, Birthdate, and Gender), 'Contact Info' (with fields for Email, Home Phone, Cell Phone, and Cell Phone Carrier), and 'Address' (with an Edit button).

- ❖ To add an entry, you will have to select the department, section, and class. Complete rules and a listing of each section and class under a department can be found in the fairbook. 4-H members will also have to select a club. If you are enrolled in both a community club and a project club you will have to select the correct club for each entry.

The screenshot shows the '2022 Shawnee County Fair' exhibitor registration page. At the top, there are three tabs: 'Exhibitors', 'Entries', and 'Payment', with a total amount of '\$0.00' displayed on the right. Below the tabs, the page is divided into two main sections. On the left, under 'Entry #1', there is a profile card for a 9-year-old child (Grade 4) with a '4HOnline' badge and a 'Shawnee County' location. Below this card are fields for 'Department' (03: Visual Arts), 'Section' (D - General Crafts), and 'Class' (116: General Crafts (9-11)). There is a 'Delete this Entry' button below these fields. On the right, under 'Club/Chapter', there is a message: 'Please select the 4-H Club or FFA Chapter that is associated with this entry.' Below this, it says 'Selected Club: Shunga Valley' with a '4-H' badge. There is a search bar with the text 'Search...' and a magnifying glass icon. Below the search bar, there is a list of clubs, with 'Shunga Valley (Shawnee County)' selected and marked with a radio button and a '4-H' badge. At the bottom right, there is a 'Continue' button with a right arrow.

- ❖ Once you reach this page, you can either add more projects to the current exhibitor or add another exhibitor. **If you are entering multiple exhibitors under one family, register them all before continuing to payment.** You

2022 Shawnee County Fair

Exhibitors
Entries
Payment

Entry #3

9 years old  
(4-H age) • Grade: 4  
#3 4HOnline Shawnee County

Department	03: Visual Arts
Section	D - General Crafts
Class	116: General Crafts (9-11)

What do you want to do next?

Add another Entry

Register another Exhibitor

Everything looks good!

Continue to Payment

cannot add or edit entries when you have “invoices” that are pending office approval.

- ❖ This is the last page you will see. Once you have agreed to the Terms statement and hit submit you are entered pending office approval!

Exhibitors
Entries
Payment

\$0.00

Review
Payment Method
Confirm

One last step!  
Agree to the terms below and press submit.

After you Submit

- Records will be locked to editing awaiting manager approval
- Your credit card will not be charged until a manager approves the records
- If the manager does not approve all the records, the amount charged to the credit card may be less than the amount cited here.

Agree to Terms

All 4-H/FFA entries **must** be pre-entered by 11:59 pm on June 24th. Late entries, with the required fee of \$50/ youth are due to the office for approval **no later** than 5:00 pm July 1.

No pre-entries are required for Open Class **except** for the Scarecrow and Quilt Show.

☒ I agree to the above statement

Payment Total

No payment is necessary

Submit

4-Hers and FFA members, entries are due by 11:59 pm July 1<sup>st</sup>.



## **OPEN CLASS AWARDS**

### **ENTRIES FOR PREMIUMS**

All animals or articles exhibited for premium must be entered in the books on their proper list. Entries having been made will not be changed by the Secretary unless error has been made by him/her and entries, animals or articles in the wrong class will debar them from competition unless corrected before entries close.

Products of mechanical, artistic, or scientific skill must be entered by manufacturers, artists, contrivers or by their legally authorized agents; animals by their owners or by their agents. Secretary may require proof of ownership by affidavit.

If any entry should have no competition, the premiums will be offered if the animal or article is worthy; if not worthy, no premium will be awarded.

### **AWARDING OF PREMIUMS**

**NOTICE:** When one exhibitor furnishes the only competition in any one class, premiums will be limited to 1<sup>st</sup> and 2<sup>nd</sup> money.

Expert judges shall be selected for all categories. No judge shall act where he might be influenced by personal interest.

Judges shall examine animals or articles entered under each number of their category. When doubts arise the judges may require evidence that an animal or article belongs properly to the category or class in which it is entered, and if he becomes convinced that a wrong entry has been made, he will award no premium. No premiums shall be awarded on any exhibit in the culinary and arts category on which a premium has been previously awarded by the association and the superintendents may require affidavit that an article has never before taken premiums.

Any exhibitor who shall interfere with or attempt to influence the judge while making his or her award shall be excluded from competition.

The American System of judging will be used. American System – Exhibits in this system are compared against a standard of perfection, as well as against the other entries in the competition. All exhibits in a particular class are looked at and ranked with only one selected for first place, second place and third place. If there are no high quality exhibits, at the judge's discretion, exhibits may be placed in the appropriate position, even if it is second or third place.

Open Class Premiums are Grand Champion - \$10; Reserve Champion - \$5; 1<sup>st</sup> - \$3; 2<sup>nd</sup> - \$2; and 3<sup>rd</sup> - \$1 unless otherwise noted.

## **ATTENTION: OPEN CLASS EXHIBITORS**

### **PREMIUM MONEY PICK-UP**

Open Class Premium Money will NOT be handed out during the fair. It can be picked up at the Extension Office in Lincoln from August 4<sup>th</sup> to 15<sup>th</sup>. Money not picked up by the 16<sup>th</sup> will be donated back to the fair board.

### **OPEN CLASS DRAWINGS**

Each open class entry made in Horticulture, Foods, Fine Arts and Crafts will be eligible to win the following drawing in their age division: \$20 Senior (15 & over); \$15 Junior (14 & under)

Photography entries will be eligible to win the following drawing in their age division: \$20 Adult; \$15 Teen; \$15 Youth

## **OPEN CLASS, 4-H, FFA MISCELLANEOUS**

### **FAIR AWARD DONORS**

A list of previous year (and current year when information is available) Lincoln County Fair award donors for 4-H, FFA, and Open Class is listed in the back of the fair book. Thank you for supporting the Lincoln County Fair 4-H, FFA, and Open Class exhibitors!

This list is as complete as possible, we apologize if something is missed. Please contact the Extension Office if you believe there is an error so we can correct it for the future.

### **GENERAL RULES**

- 1) Exhibitors are expected to obey the superintendent promptly in producing their stock/exhibit when instructed to do so. Stock/exhibits must be in the ring within 5 minutes after class is called and it will be taken for granted that any person failing to comply with this rule is not an exhibitor for the premiums offered. Exhibitors will show their animals at such times and places as may be directed by the superintendent of the category, and upon refusing to obey this particular, any or all premiums will be forfeited.
- 2) Any animal shown in the 4-H/FFA division cannot be shown in open class divisions.
- 3) No artificial coloring, paint, or adhesive is allowed. All livestock shows are blow and go. Violators will be disqualified.
- 4) All possible care shall be taken of stock or articles for exhibition or otherwise brought upon the grounds, but

neither the Association nor the Extension Office will be responsible for loss or damage.

- 5) No sleeping tents allowed on the grounds except under direction of the superintendent.
- 6) Neither the Association nor the Extension Office will be responsible in any way for any exhibits after 4:00 p.m. following the close of the fair.
- 7) Bills against the Association shall be made in detail and bills contracted during the fair or in the preparation thereof must be approved by the officers by whose order the service or material was furnished.
- 8) Nor will any concession, if sold, be permitted to continue where business is conducted in other than a legitimate and courteous manner. No immoral or indecent exhibition shall be permitted in or upon said grounds. Any person found violating any of the provisions of the rules as published in this premium list shall forfeit his or her right to remain on the grounds and shall be liable to immediate expulsion from the grounds.

### **CLAIMS OF INJURY**

The Sylvan Grove Fair and Agriculture Association refuses to assume any liability for injury to the persons or any of the exhibitors or their officers and employees or to any patrons or other persons coming upon the grounds of the Sylvan Grove Fair. Furthermore, no claim for injury to any person or property shall ever be asserted or suit instituted or maintained against the Sylvan Grove Fair and Agriculture Association, Inc., its officers, agents, representatives, servants, or employees for said cause by any person having license or privilege to exhibit on the Fair Grounds or occupying any space thereon, it is a part of the consideration for such license or privilege that claims are specifically waived.

If any damage, loss or injury to person or property shall be proximately caused by reason of negligence or willful act of any person, firm, or corporation, or their agents, representatives, servants, or employees having license or privilege to exhibit on said Fair Grounds or occupying space thereon, the Sylvan Grove Fair and Agriculture Association, Inc., shall in no manner be responsible therefore, and in case it be subjected to any expense or liability all persons causing same or liable therefore shall indemnify the Sylvan Grove Fair and Agriculture Association, Inc. of Sylvan Grove, Kansas.

**WARNING:** Under Kansas Law, there is no liability for an injury to or the death of a participant in domestic animal activities resulting from the inherent risks of domestic animal activities, pursuant to sections 1 through 4 of KSA 60-208. You are assuming the risk of participating in this domestic animal activity.

## **PROJECT SALE – 4-H, FFA**

The Lincoln County Fair Project Sale is Saturday at 1:00 p.m. in the Livestock Show Ring.

The Project Sale is governed by the Project Sale Committee as appointed by the Lincoln County Fair Board.

The Project Sale is **ONLY** for 4-H/FFA members who participated in the current year's fair in the 4-H/FFA Department.

Each Exhibitor may sell one project in the sale. The project must have been made during the current year and exhibited at the current year's fair.

Exhibitors must be present to sell their project. In case of sickness, injury, or a conflict with another 4-H or FFA activity, another Lincoln County 4-H member may sell the project only after approval by the project sale committee.

All food projects sold at the Project Sale must have been baked/made no earlier than 24 hours prior to the sale. No food preservation projects allowed. Any foods recipes or projects deemed unsafe during the judging process, cannot be sold during the project sale.

The sale is an absolute auction for all miscellaneous projects (woodworking, cookies, crafts, photography, etc.). The buyers will be buying the project and will take immediate possession.

The sale is a premium-only auction for all livestock and animals. The ownership of the animal remains with the exhibitor and the sale is premium only. Any other arrangements are between the buyer and the exhibitor and are not overseen by the committee.

Exhibitors must sign up in the 4-H Building to sell their project no later than 30 minutes after the completion of the livestock judging contest.

No late sale registration will be accepted.

Prospective buyers should direct questions to Committee Chair, Heather Meyer, 785-829-1665.

A list of previous year Project Sale Buyers is in the back of the fair book.

Thank you for supporting the 4-H and FFA youth in Lincoln County!

# OPEN CLASS, 4-H, FFA ANIMAL HEALTH REQUIREMENTS

The animal health requirements apply to all 4-H, FFA and Open Class entries.

Fair Board reserves the right to accept or reject any entries.

## GENERAL ANIMAL HEALTH REQUIREMENTS

- All animals are subject to examination by the exhibition staff or their representatives and shall be free of clinical signs of infectious or contagious disease.
- Animals determined by exhibition staff to have not met listed requirements will not be permitted to exhibit.
- Kansas Origin Livestock will be checked by a veterinarian at the fair site.
- All livestock originating outside of Kansas must meet Kansas import requirements and must have a valid Certificate of Veterinary Inspection (CVI).

## CATTLE

A veterinarian will be present to check cattle at check-in.

Animals with ringworm, warts or infested with mange are not to be shown and may be sent home.

## POULTRY

Birds showing signs of disease will be excluded from the show room.

It is the responsibility of all poultry exhibitors, except waterfowl, to show proof that they are pullorum – typhoid clean prior to the fair by one of the following methods:

Originate from a U.S. Pullorum – Typhoid clean flock.  
If an official tester is on-site at the county fair, entries may be tested prior to entry into the facility.  
Test negative at check-in of the county fair when the county has been designated by KDA-DAH for surveillance.

Originating from other states: test negative on a P-T test within 90 days of exhibition. Plus, must have a "Permit to Ship Poultry or Hatching Eggs" issued by the KDAH within the previous year or a permit number issued by the KDAH office within the previous 15 days.

## RABBITS AND GUINEA PIGS

All rabbits and guinea pigs will be inspected upon arrival by a qualified inspector for all diseases, filth, and fleas and any in unsound condition or diseased will be rejected from entry.

All rabbits and guinea pigs must meet sanitary regulations or be barred from entry.

All rabbits will be sexed at time of health inspection. Inspector's decision will be final and no entry will be made without his approval.

## SHEEP AND GOATS

All sheep and goats consigned to Sylvan Fair must be free of scab, sore mouth, active fungal infection, warts or mange and will be inspected by the veterinarian at check-in.

Animals must be free of abscesses and otherwise healthy. Any unhealthy condition or disease will make animal ineligible for entry or showing.

**All sheep and goats must be identified with an official USDA Premise ID Tag, regardless of which division they are shown in unless accompanied by Registration Papers filed with the Extension Office prior to the pre-fair deadline. If a microchip has been inserted into the animal and is to be used in lieu of a state or county tag, the owner must provide a microchip reader to the superintendent at the Fair so that ownership and identification can be confirmed.**

## SWINE

All swine must be inspected by a veterinarian at check-in certifying that swine are apparently free from all infections or contagious diseases.

This is not a terminal show.

## HORSES

All horses must meet the General Requirements.

A comprehensive vaccination protocol is recommended but not required by KDAH.

Kansas Origin Horses must have a valid VS form 10-11 showing evidence of a negative Equine Infectious Anemia (Coggins) test conducted by a state-approved laboratory within 12 months prior to exhibition is required. Each horse is exhibited at owners' own risk.

Horses Originating from Other States must be accompanied by a valid VS Form 10-11 showing evidence of a negative Equine Infectious Anemia (Coggins) test conducted by a state-approved laboratory within 12 months prior to entry into Kansas. Foals six months of age and younger, accompanying their EIA negative dams, are exempt from EIA test requirements.

## PET SHOW & TELL

All pet exhibits must be accompanied by current health papers. These are to be presented prior to judging. If you do not have a current health paper you will be disqualified. Any animal determined by the management to not be in good health or to not be handled in a safe manner for the

animal, the exhibitor, the spectators, and/or the fair environment will be asked to leave.

No dogs or other pets in season will be allowed to show.

Cats must be in a kennel. All other pets must be caged in an appropriate cage for species.

Dogs must be on a leash.

Any abuse of pets on grounds or in the ring will result in disqualification.

## LIVESTOCK Open Class

### CATTLE

Blue \$6.00    Red \$5.00    White \$4.00

**Animal Pre-entry is required and should be posted on Fair Entry (<http://lincolncountyks.fairentry.com/>) on or before July 1<sup>st</sup> for all species. ALL animals must be pre-entered by the deadline.**

**All Cattle must meet the General Requirements and Animal Health Requirements.** See general rules and regulations for further information than listed below.

All ages of bulls and heifers must be verified by registration papers or other reliable sources.

All beef cattle may not be tied out until after 9:00 p.m. on Wednesday, Thursday, and Friday nights.

All breeds of beef cattle may be shown.

**Any animal shown in the 4-H/FFA division cannot be shown in open class divisions.**

**No artificial coloring, paint, or adhesive is allowed. All livestock shows are blow and go. Violators will be disqualified.**

### BEEF CATTLE

1. Bulls calved after Jan. 1 (of current year)
2. Bulls calved Nov. 1 to Dec. 31 (of previous year)
3. Bulls calved Sept. 1 to Oct. 31 (of previous year)
4. Heifers calved after Jan. 1 (of current year)
5. Heifers calved Nov. 1 to Dec. 31 (of previous year)
6. Heifers calved Sept. 1 to Oct. 31 (of previous year)
7. Heifers calved July 1 to Aug. 31 (of previous year)
8. Heifers calved May 1 to June 30 (of previous year)
9. Heifers calved March 1 to April 30 (of previous year)
10. Pair of Calves – One from class 1, 2, or 3 & one from class 4, 5, or 6 shown by one exhibitor

### BUCKET CALF

- Bucket calf born Jan 1<sup>st</sup> – May 31<sup>st</sup>

- May be either a steer or heifer
- Must be weaned from the bottle by July 1<sup>st</sup>

### 11. Bucket Calf

## DAIRY CATTLE

The dates for computing ages of cattle are Sept. 1 for seniors and Jan. 1 for juniors.

Dairy classes are for the following standard breeds: Jersey, Guernsey, Ayrshire, Holstein, and Milking Shorthorns.

1. Cow 3 years old and over
2. Heifer 2 years old and under 3
3. Senior yearling heifer
4. Junior yearling heifer
5. Senior heifer calf
6. Junior heifer calf
7. 2 females, bred and owned by exhibitor

## SWINE

Blue \$5.00    Red \$4.00    White \$3.00

**Animal Pre-entry is required and should be posted on Fair Entry (<http://lincolncountyks.fairentry.com/>) on or before July 1<sup>st</sup> for all species. ALL animals must be pre-entered by the deadline.**

**All Swine must meet the General Requirements and Animal Health Requirements.**

**Any animal shown in the 4-H/FFA division cannot be shown in open class divisions.**

No artificial coloring, paint, or adhesive is allowed. All livestock shows are blow and go. Violators will be disqualified.

Classes will be for all swine under 1 year of age.

1. Swine, Breeding
2. Swine, Market

## POULTRY

**Animal Pre-entry is required and should be posted on Fair Entry (<http://lincolncountyks.fairentry.com/>) on or before July 1<sup>st</sup> for all species. ALL animals must be pre-entered by the deadline.**

**The showroom is under the exclusive control of the superintendent.**

**All Poultry must meet the General Requirements and Animal Health Requirements.**

Any care not provided in the rules and regulations or any errors will be referred to the board of directors for decision.

The judge shall be guided by the American Standard of Perfection and all breeds accepted by the Standard of Perfection will be recognized.

Classification of all poultry must be admitted by the Standard of Perfection.

A pen shall consist of one cock and two hens or one cockerel and two pullets.

Birds entered as singles shall not be entered as part of a pen and vice versa.

All single birds must be banded or have cages clearly marked.

1. Hen
2. Pullet
3. Cock
4. Cockerel
5. Young Pen (3) – 2 pullets and 1 cockerel
6. Aged Pen (3) – 2 hens and 1 cock
7. Pair Bronzed Turkeys
8. Pair of Turkeys
9. Pair of Geese
10. Pair of Ducks
11. Largest and best display of poultry of one breed and exhibited by one person
12. Best display of single bird
13. Pigeon
14. Other Poultry

## RABBITS & GUINEA PIGS

**Animal Pre-entry is required and should be posted on Fair Entry (<http://lincolncountyks.fairentry.com/>) on or before July 1<sup>st</sup> for all species. ALL animals must be pre-entered by the deadline.**

**All Rabbits and Guinea Pigs must meet the General Requirements and Animal Health Requirements.**

All Standard Breeds will be eligible and will have three classes in both males and females. Rabbits and guinea pigs will be judged by standard of perfection.

### RABBITS

1. Junior Doe under 6 months (any breed)
2. Intermediate 6 to 8 months Doe (any breed)
3. Senior Doe over 8 months (any breed)
4. Junior Buck under 6 months (any breed)
5. Intermediate Buck 6 to 8 months Buck (any breed)
6. Senior Buck over 8 months (any breed)
7. Meat Pen (2 or more)

### GUINEA PIGS

8. Single guinea pig less than 6 months
9. Single guinea pig over 6 months
10. Pen of 2 guinea pigs

## SHEEP

Blue \$5.00    Red \$4.00    White \$3.00

**Animal Pre-entry is required and should be posted on Fair Entry (<http://lincolncountyks.fairentry.com/>) on or before July 1<sup>st</sup> for all species. ALL animals must be pre-entered by the deadline.**

**All Sheep must meet the General Requirements and Animal Health Requirements.**

Market lambs must be wethers or ewes.

**No artificial coloring, paint, or adhesive is allowed. All livestock shows are blow and go. Violators will be disqualified.**

During the judge's inspection and handling, all 4 feet of the animal are to be in contact with the ground.

Classes will be for all sheep. Intact males must be under 9 months of age.

### BREEDING

1. Ewe Lamb
2. Yearling or older

### MARKET

3. Market Lamb

## HORSES

Halter Classes: Blue \$5.00    Red \$4.00    White \$3.00  
Riding Events: Blue \$3.00    Red \$2.00    White \$1.00

**Animal Pre-entry is required and should be posted on Fair Entry (<http://lincolncountyks.fairentry.com/>) on or before July 1<sup>st</sup> for all species. ALL animals must be pre-entered by the deadline.**

**All Horses must meet the General Requirements and Animal Health Requirements.**

**DRESS CODE:** Long pants and a long-sleeved shirt or blouse must be worn. Pants, shirts and blouses may vary in color. **Extremes of style and/or color, while permissible, are not representative of western attire and do not allow the exhibitor to be presented in a professional manner. In no instance shall "fancy" attire count over a nice, neat workman-like appearance.** Exhibitors must wear a western hat or safety helmet and it should stay on during the class. Hats are optional only in timed events. If a rider elects to wear a hat in timed events, it must stay on. If the hat is lost, a 2-second penalty will be assessed to the final time. Caps are not permitted. Western boots are required in all western events. The use of gloves, ties, spurs and chaps shall be optional. English spurs are not permitted in western classes. No vests, sweaters, coats or jackets are permitted except during inclement weather. In this case the show management will publicly announce and inform the judge when such clothing is permitted.

**4-H/FFA members cannot show the same horse(s) in Open Class events as they did in the 4-H/FFA division.**

Classes will be for Weanling Foals, Mares & Geldings only – NO STALLIONS are to be on Fair Grounds.

All 4-H horse rules will be followed.

Beginner Classes – These classes are designed for beginners only.

1. Walk-Whoa (Beginners only). Exhibitors will be asked to walk only while riding their horses and ponies. A handler over the age of 14 shall accompany all Walk-Whoa competitors into the show ring. Handlers shall have a lead in hand in case of need, but otherwise they should not interfere with the competitor's performance.

**Walk-Whoa exhibitors may only show in this division and not change throughout the show in performance classes only. Exhibitors may show in speed events in their appropriate age division with adult assistance if needed.**

2. Walk Trot (Beginners Only). Walk Trot class exhibitors will be asked to walk and trot while riding their horses and ponies.

Walk-Trot exhibitors may only show in this division and not change throughout the show in performance classes only. Exhibitors may show in speed events in their appropriate age division.

3. Halter Classes – All breeds will be recognized and shown together. Classes are not broken by exhibitor's age.

(Halter classes will be determined by Superintendent)

## SHOW ORDER

4-H Showmanship  
Halter  
Pleasure  
Horsemanship  
Trail  
Barrels  
Poles

## RIDING EVENTS

Riding events will be broken into two divisions:

**Jr. Division – 14 Years & Under**  
**Sr. Division – 15 Years & Over**

4. Pole Bending
5. Barrel Racing
6. Western Pleasure
7. Western Horsemanship
8. Trail Class

## GOATS

**Animal Pre-entry is required and should be posted on Fair Entry (<http://lincolncountyks.fairentry.com/>) on or before July 1<sup>st</sup> for all species. ALL animals must be pre-entered by the deadline.**

**All Dairy Goats and Meat Goats must meet the General Requirements and Animal Health Requirements.**

**No artificial coloring, paint, or adhesive is allowed. All livestock shows are blow and go. Violators will be disqualified.**

### DAIRY GOATS

Blue \$5.00    Red \$4.00    White \$3.00

Entries will be placed in classes by age with the day of judging being the base date.

Each exhibitor is limited to a maximum of two dairy goats per class. Only does are allowed to show.

1. Doe up to 6 months of age (not in milk and not previously freshened)
2. Doe 6 to 12 months of age (not in milk and not previously freshened)
3. Doe 12 to 24 months of age (not in milk and not previously freshened)
4. Doe 12 to 24 months of age (in milk and previously freshened)
5. Doe 2 years or older (in milk or previously freshened)

### MEAT GOATS

Blue \$5.00    Red \$4.00    White \$3.00

Classes will be determined by the Superintendent.

Intact males must be under 9 months of age.

There will be classes for market & breeding meat goats. **Wethers or Does are allowed to show in the market meat goat classes.**

Market goats will be shown by weight. Breeding goats will be shown by age. Market goats should be born after January 1<sup>st</sup> of the current year.

Goats must be shown with all four feet on the ground. Exhibitors may use a collar, a collar with a short lead, or a halter when showing. Medium/3mm or smaller pinch collars will be allowed. Exhibitor can only briefly touch their animal with their hands to position legs or head.

Teeth: All market goats must have baby teeth in place with no visible signs of permanent teeth.

Shearing: All market goats must be "slick shorn" with an equal amount of hair above the knee and hock before

arrival on the grounds. A maximum of 0.375 inch of hair is permitted. Hair on the tail switch is permitted.

Horns: Horns must be tipped and rounded (not less than the diameter of a dime at the end).

Violation is grounds for disqualification.

1. Market Meat Goat

## PET SHOW & TELL

**Animal Pre-entry is required and should be posted on Fair Entry (<http://lincolncountyks.fairentry.com/>) on or before July 1<sup>st</sup> for all species. ALL animals must be pre-entered by the deadline.**

**All Pets must meet the General Requirements and Animal Health Requirements.**

Pet show & tell will be showmanship based with all ages of exhibitors competing together. The health and quality of animal considered in addition to the project knowledge and showmanship of the exhibitor appropriate for member's age and years in the project.

If there is a class available in another division, it is to be exhibited there before choosing to exhibit in pet show & tell. An exhibitor must pick one or the other.

Class

171. Pet Show & Tell

# AGRICULTURE AND STATIC PROJECTS OPEN CLASS

## HORTICULTURE

Senior Division – 15 years & Older

Junior Division – 14 years & Under

No award will be given on exhibits not listed below.

General display articles shall not be used in best display.

Items not grown during current year will be entered as display only.

All loose grains shall be in one-gallon glass jars, unless otherwise stated.

See Extension publication on "Exhibiting Fruits and Vegetables"

[https://bookstore.ksre.ksu.edu/pubs/exhibiting-fruits-and-vegetables\\_C405.pdf](https://bookstore.ksre.ksu.edu/pubs/exhibiting-fruits-and-vegetables_C405.pdf)

## GRAINS

(One Gallon Glass Jar, identify by hybrid or variety name)

1. Wheat – Hard Red Winter Wheat (Gallon)
2. Soybeans (Gallon)

3. Milo (Gallon)
4. Oats (Gallon)
5. Triticale (Gallon)

## FEED GRAINS – FORAGE

(Bundle consists of at least 5 stalks)

10. Hybrid yellow corn (10 Ear Display)
11. Hybrid white corn (10 Ear Display)
12. Calico corn (10 Ear Display)
13. Sweet corn (10 Ear Display)
14. 10 heads of Milo
15. 10 heads of other Cane
16. Bundle of Alfalfa
17. Bundle of Cane
18. Bundle of Corn (Hybrid)
19. Bundle of Grain Sorghum
20. Bundle of Hybrid Forage Sorghum
21. Bundle of Hybrid Silage Corn
22. Bundle of Oats
23. Bundle of Soybeans
24. Bundle of Sudan Grass
25. Bundle of Wheat
26. Alfalfa Hay (1/4 Bale)
27. Brome Hay (1/4 Bale)
28. Prairie Hay (1/4 Bale)
29. Oats (1/4 Bale)
30. Wheat, not straw (1/4 Bale)
31. Triticale (1/4 Bale)

## FRUITS

40. Apples (5)
41. Apricots (5)
42. Crab Apples (5)
43. Cherries (5)
44. Peaches (5)
45. Pears (5)
46. Plums – Blue (5)
47. Plums – Wild (5)
48. Rhubarb (5)
49. Best Display of fruit
50. Other

## HERBS

60. Basil – Stem
61. Cilantro – Stem
62. Dill – Stem
63. Mint - Stem
64. Oregano – Stem
65. Potted Herb Garden
66. Other

## HONEY

69. Honey (1 container, 8- to 16-ounces)

## VEGETABLES

70. Best Display of Vegetables
71. Beans, Green String (5)
72. Beans, Other (5)
73. Beets (3)
74. Cabbage (1 head)
75. Carrots (5)
76. Cauliflower (1 head)
77. Cucumbers, Pickling (3)



78. Cucumbers, Slicers (3)
79. Egg Plant (1)
80. Muskmelon or Cantaloupe
81. Okra (5)
82. Onions, Red (3)
83. Onions, White (3)
84. Onions, Yellow (3)
85. Peppers, Bell (3)
86. Peppers, Chile (3)
87. Peppers, Jalapeno (3)
88. Peppers, Other (3)
89. Potatoes, Red (3)
90. Potatoes, White (3)
91. Potatoes, Others (3) (blue, gold etc.)
92. Pumpkin
93. Radishes (5)
94. Tomatoes, Cherry or Novelty (5)
95. Tomatoes, Preserving (3)
96. Tomatoes, Standard (3)
97. Watermelon
98. Zucchini
99. Little Winter Squash (Butternut, Acorn, Table Queen)
100. Summer Squash (Yellow Straight-neck, Yellow Crook-Neck, Bush Scallop, Cacaozelia)
101. Largest Watermelon (determined by weight)
102. Largest Pumpkin (determined by weight)
103. Largest Squash (determined by weight)
104. Odd or Misshaped Vegetable
105. Other

## FLOWERS

Classes are exhibits of one cut stem of one variety in one container, unless noted differently.

120. Bachelor Buttons
121. Black-eyed Susan
122. Coreopsis
123. Cosmos
124. Coxcomb
125. Daisy
126. Dianthus
127. Gladiolus
128. Hibiscus
129. Lily, Hybrid
130. Lily, Old Fashioned Day Lilies
131. Lily, Turk's Cap
132. Marigold, Small
133. Marigold, Large
134. Petunias, Regular
135. Petunias, Double
136. Petunias, Wave
137. Phlox
138. Poppy
139. Purple Cone Flower
140. Rose, Miniature
141. Rose, Shrub
142. Rose, Tea
143. Rose Bud
144. Shrub, Flowering
145. Snapdragons
146. Sunflower, tame
147. Sunflower, largest head
148. Vinca

149. Zinnias, Large
150. Zinnias, Small
151. Cacti – Potted Collection
152. Creative Container w/growing Flowers – Indoor
153. Creative Container w/growing Flowers – Outdoor
154. French Garden, Any Kind, 5 Different Plants
155. Five Stem Collection
156. Five Stem Collection, Miniature
157. Potted Cactus (single)
158. Potted or Hanging House Plant, Foliage
159. Potted or Hanging House Plant, Blooming
160. Terrarium
161. Wildflower
162. Other

## CENTERPIECES & ARRANGEMENTS

All center pieces and arrangements must be hand designed by the exhibitor. No flags to be used in arrangements, but can be used behind or beside arrangement.

170. Dining room table (fresh)
171. Dining room table (dry)
172. Holiday centerpiece (any holiday)
173. Living room table (fresh)
174. Living room table (dry)
175. Patriotic theme
176. Silk Flower Arrangement
177. Wildflower Arrangement

### Foliage

1. No damaged leaves.
2. Bad leaf is better than no leaf at all.
3. Leaves that are not attached cannot be accepted.
4. Leaves are not to be below water in container.

### Stem

1. Have a straight stem.
2. 4" stem or more for most varieties, except roses  
12" stem, peonies 18" stem, and iris 21" – 24".

### Flower

1. Flower middle should not be off centered.
2. Look for fading, age of flower, wind damage, dirt and bugs (look underneath)

### Varieties

1. Gladiolus – no crowd blossom close to stem, should have a zigzag effect with straight stem.
2. Tea Rose – Two-thirds to three-fourths open rather than completely open.
3. Miniature Collection – Make sure container is not too large for arrangement.
4. Five Stem Collection – Use same variety of flower, do not mix with other varieties and try to use same color.
5. Potted Foliage Plant – Seek one that is unusual and difficult to grow.
6. Dining Room Table (fresh) – Don't crowd your arrangement and don't choose too many varieties. For any centerpiece, place your elbow on the table and clench fist to determine height of arrangement. The container you choose will help your centerpiece.

Pick your flower before the sun comes out or before the wind comes up on entry day. Pick your flowers the night before and place in your refrigerator if a storm is predicted.

## BAKED ITEMS & FOOD PRESERVATION

**Recipe must be included with all entries.**

No award will be given on exhibits not listed below.

Exhibit all baked goods on plain white plastic plates in plastic bags so they can be reclosed. Any exhibitor making more than one entry from the same baking or canning or permitting another person to make an entry from such, will forfeit all prizes which may be won in this category.

**All items must be made from scratch.**

For food safety purposes, any food with custard and dairy-based fillings and frostings (ex. Cream cheese) raw eggs, flavored oils, "canned" bread or cakes in a jar, cut fresh fruit or any food requiring refrigeration (ex. Bacon) or unbaked exhibit with raw flour (ex. No bake cookies) will be disqualified and not judged. Refer to K-State Research and Extension publication, 4-H888, Judge's Guide for Food and Nutrition Exhibits, for information to help you make informed, safe food exhibit decisions.

**Senior Division – 15 years & Older**

**Junior Division – 14 years & Under**

### CAKES

1. Angel Food (un-iced) topside up
2. Bundt (no mixes)
3. Chiffon (un-iced) topside up
4. Cupcakes, Any Flavor (4) (No Mixes)
5. Layer Cake, Iced
6. Pound (no mixes)
7. 8x8 Cake, Any Flavor (No Mixes) (un-iced)
8. Miscellaneous

### DECORATED ITEMS

15. Cake
16. Cupcakes (4)
17. Cookies (4)

**\* Decorated items will be judged on decoration only**

### YEAST BREADS

20. Cinnamon Rolls (4)
21. Cloverleaf Rolls (4)
22. Kolache (4)
23. Pan Rolls (4)
24. Raisin
25. White
26. Whole Wheat
27. Miscellaneous

### BREAD MACHINE BREADS

30. White
31. Whole Wheat

32. Other

### SOURDOUGH

35. Bread
36. Cookies
37. Other/Misc.

### QUICK BREADS

40. Banana
41. Biscuits
42. Coffee Cake
43. Corn Bread (8x8) or Muffins (4)
44. Muffins (4)
45. Pumpkin
46. Zucchini
47. Miscellaneous

### COOKIES



King Arthur is sponsoring prizes in the Junior Division for the Best Cookie overall. To be entered in the Cookie Contest, exhibitor must bring the opened (empty) bag of King Arthur Flour or submit a UPC label from the flour bag when they submit their entry (See back of fair book for prizes).

50. Bar Cookie (4)
51. Brownies (4)
52. Chocolate (4)
53. Chocolate Chip (4)
54. Cookie with Nuts (4)
55. No Bake Cookie (4)
56. Oatmeal (4)
57. Peanut Butter (4)
58. Snicker Doodle (4)
59. Sugar Cookies – Dropped (4)
60. Sugar Cookies – Rolled (4)
61. Other (4)

**Bar cookies & Brownies should be cut into 2"x 2" squares (not using outside edges)**

### PIES



King Arthur is sponsoring prizes in the Senior Division for the Best Pie overall. To be entered in the Pie Contest, exhibitor must bring the opened (empty) bag of King Arthur Flour or submit a UPC label from the flour bag when they submit their entry (See back of fair book for prizes).

PIES – Will be donated to the Legion Stand.

**NOT TO BE MADE WITH STORE BOUGHT PIE CRUST OR FILLING AND MUST HAVE TWO CRUSTS, ONE MAY BE LATTICE.**

Pies may be baked in any 8 inch or 9-inch foil pan.

70. Fruit Pie, Double Crust (1 may be Lattice)
71. Fruit Pie, crumb topped

72. Pecan Pie (1 Crust only)
73. Other Pie

## CANDY & MISCELLANEOUS

75. Fudge (6 pieces)
76. Mints (6)
77. Trail Mix (½ Cup in resealable bag)
78. Granola (½ Cup in resealable bag)
79. Other (6 pieces on plate or ½ Cup in resealable bag)

## FOOD PRESERVATION

**Recipe must be included with all entries.**

1. All Entries must have been canned or dried in the past twelve (12) months.
2. Not more than one (1) entry (canned or dried) by the individual in whose name the entry is listed, will be accepted in any class.
3. Exhibits must be plainly labeled and clean with the name of product, method of processing used, and processing time. **Labels will be provided.**
4. **All recipes must be included and from approved sources.** Please see K-State Research and Extension handout available at the Lincoln County Extension Office or at <http://www.rrc.k-state.edu/preservation/recipes.html>
5. Alcohol is not allowed as an ingredient in food preservation entries. Entries with alcohol in the recipe will be disqualified and not be judged.
6. Open kettle methods of canning will NOT be accepted. All jams, jellies, fruits, pickles, and acid vegetables must be processed by water bath or pressure canned. Current canning recommendations are available from the Lincoln County Extension Office or at <https://www.rrc.k-state.edu/preservation/canning.html>
7. Canned products must be exhibited in standard canning jars. Pints or quarts may be entered. Brand of jar and lids should be the same.
8. A jar of food may be opened at the discretion of the judge.
9. Place dried foods in a jar, clear plastic bag, or other see through container.

USDA food preservation information may be obtained at your local Extension Office.

**Best of Show overall will be presented an award in Memory of Cora Rahmeier.**

## CANNED FRUIT

Fruits may be halved, sliced or chunked in syrup or juice.

90. Apples
91. Apricots
92. Cherries
93. Peaches
94. Pears
95. Pie Filling
96. Other

## CANNED VEGETABLES

105. Beans, snap green or yellow
106. Carrots
107. Tomatoes
108. Other (not pumpkin or squash as these are considered unsafe by U.S.D.A. standards)

## JAMS & JELLIES

To be exhibited in standard jelly glasses, sealed – no paraffin.

Jam- Spread made with fruit and sugar boiled to a thick consistency. Contains small pieces of fruit.

Jelly- Spread made with fruit juice and sugar, boiled to a thick consistency. Should be clear and does not contain any solids.

Preserves- Contains more fruit or larger fruit than jam with a thicker consistency.

115. Apricot Jam
116. Chokecherry Jam
117. Peach Jam
118. Pepper Jam
119. Plum (Sandhill) Jam
120. Other Jam
121. Apricot Jelly
122. Cherry Jelly
123. Chokecherry Jelly
124. Peach Jelly
125. Pepper Jelly
126. Plum (Sandhill) Jelly
127. Other Jelly
128. Apricot Preserves
129. Peach Preserves
130. Strawberry Preserves
131. Other

## PICKLES & RELISHES

140. Bread & Butter Pickle
141. Dill Pickles
142. Okra
143. Piccalilli
144. Pickled Beets
145. Pickled Peppers
146. Relish
147. Sweet Pickle
148. Other – Pickle
149. Other – Relish

## CANNED MEATS

160. Meat

## JUICES, SOUPS & SAUCES

170. Soup
171. BBQ Sauce
172. Catsup
173. Hot Sauce
174. Pasta Sauce
175. Salsa
176. Other

## **COLLECTION OF CANNED GOODS**

Collections should be 3-5 different varieties of goods, to be judged as a group. Goods should be exhibited in standard sized jars, sealed with caps & bands, no paraffin. All jars in the collection should be the same size (i.e. a fruit collection should be in all pint or all quart jars, not a combination.) Collections can be exhibited in a basket or decorative container.

180. Collection of Jellies or Jams or Preserves
181. Collection of Spreads can include any jam, jelly preserves or marmalades
182. Collection of Fruits
183. Collection of Vegetables
184. Collection of Pickles, Relishes, Sauces
185. Anything Goes— Any combination of canned goods

## **DRIED OR FREEZE-DRIED ITEM**

4 pieces or ½ cup of each kind.

190. Dried Fruit Leathers
191. Dried Fruit – 1 kind
192. Dried Vegetable – 1 kind
193. Freeze-Dried Fruit – 1 kind
194. Freeze-Dried Vegetable – 1 kind
195. Other – 1 kind
196. Plate of Dried Foods – 3 different kinds (plate to be no larger than 8" in diameter)
197. Plate of Freeze-Dried Foods – 3 different kinds (plate to be no larger than 8" in diameter)

## **FINE ARTS**

(In Metal Building)

No limit to the number of entries per person per class.

One quilt will be awarded Best of Show.

Any articles shown in this category in previous years will not be awarded any premium. Items entered must be created by the exhibitor.

Exhibits should be clean and free from pet and human hair and odors.

To qualify as a wall quilt, the quilt should have a hanging sleeve or other means of hanging.

Please note that there are classes for hand pieced and quilted or machine pieced and quilted entirely by the exhibitor, as well as classes for items which are pieced by the exhibitor and hand or machine quilted by a commercial (paid) individual or others.

All items are judged with a focus on the technique or the class, with all aspects of construction taken into consideration.

## **QUILTS**

All quilts in this group are to be pieced by the exhibitor(s), but can be tied or quilted by the exhibitor(s) or another individual or group. A beginner is someone who has been quilting for one year or less.

1. Tied Quilt

2. Group Quilt
3. Patchwork Quilt – Jr. Beginner (14 or Under)
4. Patchwork Quilt – Sr. Beginner (over age 14)
5. Comforter – Should be thicker and puffier than other quilts
6. Mixed Technique (Applique, Embroidery, Trapunto, etc.)
7. Any Other Quilted Item

### **Hand Quilted – Individual**

All quilts in this category must be hand quilted, constructed entirely by the exhibitor. These quilts must be appliqued, embroidered, quilted, and bound by hand, but may be pieced by machine, except for Class # 10, which must be pieced by hand.

8. Hand Appliqued
9. Hand Embroidered
10. Hand Pieced Patchwork
11. Machine Pieced and Hand Quilted
12. Wall Quilt
13. Miniature Quilts (24" x 24" or smaller)
14. Table Runners or Toppers, Bed Runners
15. Pillow
16. Other

### **Hand Quilted – Commercial (paid)**

All quilts in this category must be constructed by the exhibitor (pieced and bound), and hand quilted by a paid individual or group.

17. Large Quilt – any Bed size Quilt Twin – King
18. Small Quilt – Throw, Lap, Baby or Crib, Bed Runners
19. Panel Quilt
20. Wall Quilt – must have hanging sleeve
21. Other

### **Machine Quilted – Individual**

All quilts in this category must be machine pieced and quilted, constructed by the exhibitor (pieced, quilted and bound).

22. Machine Appliqued
23. Machine Embroidered
24. Machine Pieced Patchwork
25. Panel Quilt
26. Wall Quilt, Must have hanging sleeve
27. Miniature Quilts (24" x 24" or smaller)
28. Table Runners or Toppers, Bed Runners
29. Pillow
30. Other
31. Large Quilt – Bed quilt – Twin, Full, Queen, King
32. Small Quilt – Throw, Lab, Baby or Crib, Bed Runner
33. Panel Quilt
34. Wall Quilt – Must have hanging sleeve

### **Machine Quilted – Commercial**

All quilts in this category must be machine quilted, constructed by the exhibitor, (pieced and bound), and quilted by a paid individual or group.

36. Large Quilt – Bed quilt – Twin, Full, Queen, King
37. Small Quilt – Throw, Lap, Baby or Crib, Bed Runner
38. Panel Quilt
39. Wall Quilt – Must have hanging sleeve
40. Other

### **Best Professional Quilting**

Entries in this category must be completed by commercial quilters. A commercial quilter is one who is engaged in quilting as a profession and accepts payment for their services.

- 41. Machine Quilted Item
- 42. Hand Quilted Item

### **Other**

- 43. Recycled/Repurposed Quilt – A used quilt that can no longer be used in its original design/purpose and is salvaged to be used in a manner different than the original concept, such as an article of clothing, placemats, table runner, etc.
- 44. Refurbished Quilt – A used quilt that was worn and has been reworked using new fabric to return the quilt to its original purpose. New stitching and fabrics must reflect the original pattern of the quilt.

### **Work By Persons Over 70**

All items in this category must have been completed during the last year.

- 45. Afghan, Crocheted
- 46. Afghan, Knitted
- 47. Any Embroidered Article
- 48. Any Crocheted Article
- 49. Any Knitted Article
- 50. Quilts, Overall Design & Workmanship
- 51. Quilts, Best Quilting
- 52. Other

## **NEEDLEWORK**

### **Embroidered**

- 53. Tablecloth, luncheon cloth or placemats
- 54. Pillowcases
- 55. Picture
- 56. Towels
- 57. Pillow
- 58. Any other embroidered article

### **Counted Cross-stitch**

- 59. Pillow, counted cross-stitch
- 60. Picture, counted cross-stitch
- 61. Wall Hanging, counted cross-stitch
- 62. Any other counted cross-stitch article

### **Needlepoint**

- 63. Picture, needlepoint
- 64. Pillow, needlepoint
- 65. Plastic Canvas, needlepoint
- 66. Wall Hanging, needlepoint
- 67. Any other needlepoint article

### **Crochet**

- 68. Afghan
- 69. Doily
- 70. Garment, Adult
- 71. Garment, Youth/Infant
- 72. Gloves, mitten or other hand covering, 1 pair
- 73. Socks, slippers or other footwear, 1 pair
- 74. Household Article – Pot Holder, Wash Cloth, etc.
- 75. Table Cloth or Bed Spread
- 76. Fashion Accessory – Hat, Shawl, Scarf, etc.

- 77. Any other crocheted article

### **Knitted**

- 78. Afghan
- 79. Fashion Accessory – Hat, Shawl, Scarf, etc.
- 80. Garment, Adult
- 81. Garment, Youth/Infant
- 82. Gloves, Mittens or Other Hand Coverings – 1 Pair
- 83. Household Article – Pot Holder, Wash Cloth, Pillow, etc.
- 84. Socks, Slippers or Other Footwear – 1 Pair
- 85. Any other knitted article

### **Sewn Items**

- 86. Apron
- 87. Fashion Accessory
- 88. Garment, Boy's
- 89. Garment, Girl's
- 90. Garment, Infant's
- 91. Garment, Man's
- 92. Garment, Woman's
- 93. Pillow
- 94. Pillowcase
- 95. Recycled/Repurposed – A used item that is no longer used in its original design/purpose and is to be used in a manner different than the original concept, such as a pillowcase to a dress, a man's shirt to a woman's or child's shirt or dress, jeans to a skirt, etc.
- 96. Refurbished Article – A used item that was worn and has been reworked using new fabric to return the article to its original purpose. New stitching and fabrics must reflect the original pattern of the article.
- 97. Other Sewn Item

### **Work By Persons 14 and Under**

All items in this category must have been completed during the last year.

- 98. Knitted Item
- 99. Crocheted Item
- 100. Needle Arts – cross-stitch, needle-point, etc.
- 101. Quilted Item
- 102. Sewn Item
- 103. Recycled/Repurposed – A used item that is no longer used in its original design/purpose and is to be used in a manner different than the original concept, such as a pillowcase to a dress, a man's shirt to a woman's or child's shirt or dress, jeans to a skirt, etc.
- 104. Refurbished Article – A used item that was worn and has been reworked using new fabric to return the article to its original purpose. New stitching and fabrics must reflect the original pattern of the article

# ARTS & CRAFTS

(In Metal Building)

No award will be given on exhibits not listed below.

**Exhibitors are limited to one entry per class.**

Any article shown in this category in previous years will not be awarded any premium. Item must be made by exhibitor.

## **Age Divisions:**

Child Division – Age 6 years and younger

Youth Division – Age 7 to 12 years

Teen Division – Age 13 to 17 years

Adult Division – Age 18 years and older

Senior Division – Age 70 years and older

## **Ceramics**

1. Dry Brushing Ceramics (no more than 3 pieces)
2. Clay Item
3. Glazed Ceramics (no more than 3 pieces)
4. Stained Ceramics (no more than 3 pieces)
5. Any other ceramics

## **Painting**

6. Acrylic Painting
7. Charcoal Painting
8. Mixed Media Painting
9. Number Painting
10. Oil Painting
11. Tempera Painting
12. Textile Painting
13. Watercolor Painting
14. Wood Painting
15. Other Painting

## **Drawing and Other**

16. Chalk Drawing
17. Collage
18. Colored Pencil Drawing
19. Coloring Page
20. Computer Drawing
21. Crayon Drawing
22. Marker Drawing
23. Mixed Media Drawing
24. Pastel Drawing
25. Pen Drawing
26. Pen & Ink Drawing
27. Pencil Drawing
28. Portrait Drawing
29. Other Drawing

## **Wood**

30. Barn Quilt
31. Wall hanging, wood
32. Wood Burning
33. Wood Carving
34. Woodworking, from a kit
35. Woodworking, original design
36. Woodworking, project from school
37. Other Wood Item

## **Paper**

38. Card, handmade
39. Paper Art
40. Scrapbook
41. Other Paper Item

## **Toys**

42. Doll, handmade
43. Doll Clothes, crocheted or knitted
44. Doll Clothes, sewn (3 or more pieces, with doll)
45. Lego, item made from kit (display in flat box)
46. Lego, original design (display in flat box)
47. Stuffed Toy, handmade

## **Fabric or Fiber**

48. Decorated T-shirt or Sweatshirt
49. Felted Item, crocheted or knitted
50. Pillow, handmade
51. Tatted Item, handmade
52. Tie Dye Item
53. Wall Hanging, textile
54. Woven Item, handmade
55. Other Fabric/Fiber Item

## **Crafts**

56. Basket, handwoven
57. Basket, seasonal
58. Decorated Gourds
59. Flowers, dried
60. Flowers, handmade
61. Jewelry, handmade
62. Leather Craft
63. Macramé Item
64. Sculpture
65. Stained Glass Window or Wall Hanging
66. Stamped Item (rubber stamp)
67. Stamped Item (other method)
68. Stenciled item
69. Stepping Stones, all
70. Stone Carving
71. Sun Catcher
72. Wall Hanging (other than textile or wood)
73. Wheat Weaving
74. Wreath, natural material
75. Wreath, any other
76. Antique Item, with written history
77. Model Kits (car, airplane, ship, etc.)
78. Repurposed/Recycled Item
79. Other

## **Holiday Decoration**

80. Christmas Ornament
81. Christmas Stocking
82. Christmas Tree Skirt
83. Christmas Wall Hanging or Picture
84. Any Other Christmas Decoration
85. Easter Decoration
86. Fourth of July Decoration
87. Halloween Decoration
88. Thanksgiving Decoration
89. Valentine Decoration
90. Holiday Ceramic
91. Any Other Holiday Decoration

# PHOTOGRAPHY

(In Metal Building)

Photos 4" x 6" or larger, need to be mounted upon mat board or framed, and not to exceed 14" by 16". Prints should not have a date on them & the white border should be cut off.

Photo mounting boards (size 11" x 13") and protective sleeves can be purchased from the Extension Office in Lincoln.

Exhibitors are limited to one entry per class.

No award will be given on exhibits not listed below. There will be a champion & reserve in each age division. Best of Show can be awarded at the judge's discretion.

There will be four Divisions:

Youth – Age 13 & Under  
Teen – Age 14 – 19  
Adult – Age 20 and up  
Professional

1. **Action** – Movement must be visible.
2. **Animal Life** – Must illustrate some aspect of a living animal's existence.
3. **Anything goes.** Creative photography and experiments that do not fit in any other class. Make use of creative camera techniques, darkroom, colorization, tinting, mounting, exhibiting and computer enhancements.
4. **Agriculture** – Any subject relating to the science or practice of farming, including the rearing of crops and animals.
5. **Architecture** – Must illustrate the art or practice of designing and constructing buildings. The style in which a building is designed and constructed or the complex structure of a building.
6. **Everyday life** – Must illustrate some aspect of someone's daily existence.
7. **Fair Theme** – Any subject related to the fair.
8. **Human/Animal Bond** – Must illustrate the way people and their animals are connected.
9. **Human Interest** – Must illustrate the state of wanting to know about something or someone. The quality of exciting curiosity and/or holding the attention. A human must be in the photo.
10. **Humorous** – Something that causes amusement or a sense of humor.
11. **Industrial** – Any subject of, used in, or characterized by the processing of raw materials and manufacture of goods in factories.
12. **Landscape/Seascape** – Must illustrate an area of countryside, city or expanse of water, land, sea or sky with a definite subject. Structures may be included if they enhance the scene.
13. **Macro** – Extreme close-ups of any subject shot with close-up filters, macro lenses or any other macro technique.

14. **Miscellaneous** – Any subject or technique that does not fit in any other class. May not be another photo of a subject already entered in another class.
15. **Nature** – Any subject from the physical world including plants, animals, the landscape and natural phenomena, as opposed to humans or human creation.
16. **Photojournalism** – The communicating of news by a photo.
17. **Selfie** – May be 3" x 5" or 4" x 6" but must be mounted.
18. **Portrait Formal** – An artistic representation of a person; posed and close up (typically, head and shoulders) in a business or formal attire.
19. **Portrait Informal** – An artistic representation of a person: relaxed, friendly and unofficial; usually in casual, everyday clothing.
20. **Reflection** – An image formed by the phenomenon of light, heat, sound, etc. Being reflected.
21. **Special Effect** – Changes that make a photo better, greater or otherwise different from what is usual or original; Exhibitor must provide a small (4"x6" or smaller) original.
22. **Sports** – Activities involving physical exertion and skill in which an individual or team competes. May be traditional or extreme sports.
23. **Still Life** – An arrangement of inanimate objects.
24. **Photographs Taken in Lincoln County**
25. **Patriotic**
26. **Photo Story** – Three to seven untouched photos mounted on 16" x 20" matt board
27. **Lincoln County Conservation District Photo Contest**
  - For youth entrants. Must be 18 or younger as of December 1. Must reside in Lincoln County or be school educated in Lincoln County.
  - Photo must be taken in Lincoln County. Photo is to be a photo of Conservation Practice.
  - Photo taken between October 2024 and July 2025.
  - No place watermarks, dates, signatures, copyright image.
  - Winning entry must be surrendered to Lincoln CCD and be submitted to the KACD photo contest at the state convention.
  - Judged on these examples: contour framing, cover crop, livestock management, terrace, grass waterways, wildlife food plots, tree planting windbreak, well abandonment, other conservation examples available.
  - Fill out the information on the following page and submit with entry.
  - Contest questions? – Contact Nancy Walter at the Lincoln County Conservation District Office 785-524-4855.





# Lincoln County Conservation District OPEN CLASS—PHOTO CONTEST

- Winning entry must be surrendered to Lincoln CCD and submitted to the KACD photo contest at the state convention.
- Color photo of Conservation Practice
- For Youth ONLY entrants must reside in Lincoln county school boundaries
- Photo must be taken in Lincoln County.
- No place watermarks, dates, signatures, copyright imagine
- Examples: contour farming, cover crop, livestock management, terrace & grass waterways development, wildlife food plots, tree planting windbreak, other conservation examples available.
- **Photo taken between October 2024 & July 2025.**



Information call  
785-524-4482 opt 3



**Please fill out form now  
and/or at photo “open  
class” registration  
Enter Open Class Exhibit  
July 2025  
Sylvan Grove fair grounds**

Name \_\_\_\_\_

Parent or Gaudian \_\_\_\_\_

Phone \_\_\_\_\_

Age \_\_\_\_\_  
Photographer \_\_\_\_\_

Brief Description

Of photo including (date) \* where photo was taken \* bottom portion turned in with photo placing on back.

Questions? Contact the  
Lincoln County Extension Office  
Post Rock District  
108 W. Lincoln  
Lincoln, KS 67455  
785-524-4432  
[www.postrock.ksu.edu](http://www.postrock.ksu.edu)



30

# 4-H/FFA GENERAL REGULATIONS

1. **Exhibits are subject to the Miscellaneous Rules, Notices, and Animal Health Requirements as stated in the front section of the fair book.**
2. **Violation of any of the rules listed in this fair book or in special later revisions may mean forfeiture of prizes. Special rules are found in various divisions.**
3. **K-State Research and Extension:** 4-H is a program of K-State Research and Extension (KSRE) which is part of Kansas State University. Rules and guidelines for the 4-H Division and 4-H related activities at the fair are governed by the K-State Research and Extension Post Rock District Board, giving Post Rock District Staff and approved volunteers' enforcement authority. They strive to align the 4-H Division and 4-H/FFA with K-State Research and Extension and Kansas 4-H policies and practices.
4. **4-H/FFA Lincoln County Fair Rules:** 4-H/FFA Non-Livestock divisions align with the current Kansas 4-H State Fair Book as much as possible because the exhibits must qualify through participation in this county fair to become state eligibility. 4-H/FFA Livestock divisions are not subject to this qualifying process and the Lincoln County 4-H Council sets the rules of those divisions.
5. **Exhibitors:** Only Kansas 4-H and FFA members enrolled in Lincoln County are eligible to compete for prizes or participate in the 4-H and FFA Department and related activities. Each youth must have a complete and current enrollment. The enrollment deadline is May 1 of the current year.
6. **Eligibility:** Exhibitors must meet the project requirements and deadlines as defined by K-State Research and Extension – Post Rock District and the Lincoln County 4-H Council.
7. **4-H Membership:** A 4-H member must be enrolled in a project in 4-H Online by May 1 of the current 4-H year to exhibit in the project division within the 4-H and FFA Department at the Lincoln County Fair.
8. **FFA Membership:** FFA members must be enrolled in agriculture education at Lincoln High School or Sylvan-Lucas Unified High School to be eligible at this county fair. FFA members must have paid current annual membership dues to the Chapter, and they must fall within the Kansas 4-H membership age-range to be eligible. FFA Members must use the online form available through the Post Rock District – Lincoln Office to sign up for project areas an individual intends to exhibit in at the county fair by the May 1 project drop/add deadline.

9. **FFA Participation in the 4-H Division of the County Fair:** Post Rock District supports FFA member participation in the 4-H division of the county fair. Kansas 4-H Policy will be followed (Dual Enrollment of 4-H and FFA Members).

**A youth can exhibit as a 4-H and FFA member at the same county fair; however, for each project area, they can only represent one organization with their exhibits at that particular county fair.**

FFA participation must align with project areas directly relating to the agriculture education experience (i.e. livestock, ag mechanics welding, woodworking, entomology). FFA participation in Post Rock District 4-H events, activities, and county fairs must follow the rules set by the Post Rock District. It is expected for the FFA Chapter and members to contribute as volunteers and assist with fundraising which benefits the experiences they engage in (i.e. county fair awards, judging boosters, superintendents). It is strongly recommended for FFA Advisors and supporting adults to complete the Kansas 4-H volunteer registration and screening process annually. All 4-H participation deadlines will apply to FFA Chapters and members, including but not limited to tagging and verification expectations, weigh-ins, project drop/add deadline, fair entry deadlines and fees, dress code, code of conduct, etc. FFA participation in events and activities outside the scope of the county fair will be defined on a case-by-case basis.

10. **Exhibits:** The exhibits must be the handiwork of the exhibitor; the grower, where agricultural exhibits are shown; and the owner and feeder, where livestock is entered. Exhibits must be the result of the current year's work. This rule shall be rigidly enforced to maintain the integrity of the youth programs.
11. **School Projects:** Project items made as part of school work for credit and grade can be used to complete 4-H & FFA requirements or be shown at the fair, as long as they are a planned part of the project.
12. **Age Divisions:** All ages are the youth's age before January 1 of the current 4-H year. Refer to project area for age divisions in each project area. If not listed in the project area, the age divisions are Junior = 7-13 and Senior 14-18 years old.  
**Note:** Kansas State Fair participation requires that youth are 9 years old before January 1 of the current 4-H year.
13. **Cloverbuds:** Cloverbuds (previously called tag-a-long) are to be enrolled in 4-H Online by May 1. Cloverbuds are for youth age 5 and 6 by January 1 of the current year.
  - A) Cloverbuds are only allowed to exhibit for participation experience in the 4-H Division.
  - B) A Cloverbud may exhibit multiple entries in allowable project areas. It is up to each individual family to determine the number of participation-based entries brought to fair by the Cloverbud. If a

project area has a limit on number of allowable exhibits, these apply to Cloverbuds.

C) The Cloverbud needs to participate in the respective project area's judging (see below for pet expectation). They should select a class in the project area and strive to meet the project requirements as a practice experience for future years. Exhibit requirements can be adjusted to be age appropriate.

D) A Cloverbud may showcase a pet from the approved list in Kansas 4-H Policy. All Cloverbud pet exhibits (regardless of species) should be shown in the 4-H Pet Show-and-Tell at Lincoln County Fair.

E) A Cloverbud may not own and/or show 4-H livestock. This includes all Classes in the 4-H/FFA Division. Peewee classes are part of open class and overseen by the Fair Board.

F) Cloverbuds will receive a participation ribbon. There are no premiums.

**14. Equal Opportunity and Accessibility:** K-State Research and Extension is committed to providing equal opportunity for participation in all programs, services and activities. Program information may be available in languages other than English. Reasonable accommodations for persons with disabilities, including alternative means for communication (e.g., Braille, large print, audio tape, and American Sign Language) may be requested by contacting the event contact (Post Rock District - Lincoln Office) four weeks prior to the start of the event at 785-524-4432. Staff contact information can be found at [www.postrock.ksu.edu](http://www.postrock.ksu.edu). Requests received after this date will be honored when it is feasible to do so. Language access services, such as interpretation or translation of vital information will be provided free of charge to limited English proficient individuals upon request. K-State Research and Extension is an equal opportunity provider and employer.

**15. Code of Conduct:** All exhibitors, volunteers, and spectators participating in the 4-H Division and related activities represent Kansas 4-H, Post Rock District, and Lincoln County. All individuals are expected to follow the Kansas 4-H Code of Conduct. Failure to do so is subject to result in loss of award and premiums and right to participate in future 4-H related activities. **Any project condoning or promoting the use of alcoholic beverages, tobacco products, illegal drugs, or other illegal/unethical behavior will not be accepted for exhibit.**

**16. Exhibit Pre-entry is required and should be posted on Fair Entry (<http://lincolncountyks.fairentry.com/>) on or before July 1<sup>st</sup> for ALL projects.**

**17. Exhibit Entry, Pre-Entry:** Each exhibitor will be responsible for making pre-entries in the designated way, and at the designated time. Failure to do so will disqualify the entry. Where required, entry cards are

to be attached to the exhibits before arrival at the fair. In some cases a designated form must be completed in place of the small entry card.

**18. Exhibit Entry, Time:** Exhibitors are to enter exhibits according to the time specified each year.

**19. Judging:**

A) Each exhibit will be rated as purple (superior) followed by blue, red, and white ribbons. Exhibits are judged based on the project area's standard. Top awards are selected by the judge based on comparison to all exhibits entered in the respective project area. The judge reserves the right not to select a top award if exhibits lack merit. If an exhibit does not meet the appropriate rules and guidelines it will be lowered one ribbon placing or disqualified based on judge and superintendent discretion.

B) Champion and Reserve Champion ribbons will be awarded to each class in each static project division, as long as all qualifications are met and the judge feels the quality to receive such a ribbon is exhibited.

C) In order for a static exhibit to be chose as a Lincoln County 4-H Fair Champion it must be of blue ribbon quality or higher.

D) A Grand and Reserve Grand Champion will be picked from the class champions.

E) After the selection of the Overall Grand Champion, the Reserve Champion or 2<sup>nd</sup> place winner in that division or class will compete for overall Reserve Grand Champion.

**20. Premiums:** Premiums are listed by each project area if there are eligible classes. Superior exhibits will receive a purple ribbon, but no additional premium will be paid.

**21. State Fair Competition:**

A) The Lincoln County Fair is an official county fair with an approved 4-H/FFA Department.

B) One must exhibit here to be eligible for Kansas State Fair competition. Exhibitors 9 years and older by January 1 of the current year are eligible to exhibit at the Kansas State Fair, if an exhibit receives a *purple ribbon* at the county-level, and there is an appropriate class at the Kansas State Fair. There is no ribbon level achievement required at county-level for livestock, but it is recommended all entries are of blue ribbon quality.

C) Animal projects have special entry deadlines and requirements for the Kansas State Fair. It is the exhibitor's responsibility to meet these requirements and deadlines. Kansas State Fair Book is available on the Kansas 4-H website. For animals interested in being shown at the state fair it is recommended to contact the Extension Office before May 1 to make sure you know all expectations and deadlines.

**D) Exhibitors must sign up their State Fair items by 8:00 p.m. on July 19 on the designated sheets in the 4-H Building.**

E) Post Rock District staff will complete the entry

process as outlined by Kansas 4-H, using the information submitted by qualifying members. Post Rock District staff will coordinate transportation of non-animal exhibits to and from the Kansas State Fair for 4-H exhibition. Exhibits will only be transported by extension staff if they can easily be moved by one person, if they can fit within an extension vehicle, and if they can be safely transported with many other items. 4-H members can transport their own items, including those that are too large, heavy or fragile.

F) Classes marked with an astrick (\*) are not eligible for Kansas State Fair Participation.

22. **Conference Judging:** Exhibitors are encouraged to participate in the consultation judging process, to share about project learning and to hear the judge's comments. During all conference judging, parents or leaders may sit in the conference and observe but are not to make any comments on behalf of the Exhibitor concerning the process or work completed.
23. **No commercial advertising** is permitted on animals, in barns or exhibit buildings in the 4-H/FFA area.
24. **Exhibit Removal:** No entries may be removed until the check-out time specified. Those in charge are not responsible for any exhibits left after check-out time.
25. **Lincoln County Fair 4-H Related Questions, Requests and Grievances:** The Fair Grievance Committee shall be members of the Lincoln County 4-H Council. Any 4-H/FFA fair related request/complaint will be presented in writing to the head superintendent of that division for a decision. If an appeal is necessary, it must be presented to the superintendent of that division and an Extension Agent/4-H Program Coordinator in writing prior to end of day of the occurrence. The written appeal will be presented to the Fair Grievance Committee with at least three of the members present (including one adult member). A majority decision of the Fair Grievance Committee Members that are present will be final. Failure to follow their decision may result in loss of fair premiums for that division and/or loss of eligibility to participate in the Project Sale. Consequences are to be handled on a case by case basis.
26. **Overnight:** Only Exhibitors with livestock exhibited at the fair should remain overnight on the fair grounds. Each club that has livestock will be expected to provide adult supervisors one night during the fair. This will be an assigned schedule by the Extension Office and each club will be expected to adhere.
27. **Communications:** Exhibitors will be notified by email (the contact information listed in 4-H Online) concerning pre-entry and entry procedures, revisions, and other information about the fair. This may include the 4-H newsletter as well as other correspondence messages. 4-H/FFA exhibitors are subject to any regulations that are included in such correspondence.

28. **Copyright Laws:** Exhibitors should learn the guidelines and exercise caution when using copyrighted materials whenever possible by originating their own work. Exhibitors should use with caution a copyrighted and/or trademarked product or service (a brand name, label or product). A copyright and trademark are legal methods used by writers, artists, corporations and others to protect their original work. Protected items may range from books to music, logos to computer graphics. Copyrighted and/or trademarked materials used in displays, demonstrations, posters or other activities will be disqualified if the exhibitor does not request permission to use the copyrighted and/or trademarked materials and will not be displayed or receive ribbons. The use and inclusion of specific brand names for educational purposes does not imply endorsement or refusal by the Department of 4-H Youth Development, Kansas State University Agriculture Experiment Station, the Post Rock Extension District or the State of Kansas.
29. **Selling of Projects:** Any project sold at public auction or privately, whether for immediate or future delivery cannot, from the time of such sale, be shown by the seller in any 4-H/FFA show. This policy also applies to those projects which have gone through a premium auction, whether or not ownership has changed.
30. **4-H Presentations:** The Post Rock District hosts 4-H Days each 4-H year for enrolled members to present public speaking entries. There is not a county fair contest for these entries. Earning a purple with a 4-H Day entry qualifies a 4-H member for participation at the Kansas State Fair, if all other State Fair guidelines are met. Work completed in the project areas of Communications, Public Speaking and Presentations may be entered, displayed and judged in the Individual Notebooks, Posters & Displays division.
31. The Extension Office will retain a record of the current year Project Sales and tag numbers for a period of seven years

## **LIVESTOCK & ANIMAL 4-H/FFA GENERAL RULES (ALL SPECIES)**

1. **All livestock shows are designated as blow and go show. No artificial coloring, paint, or adhesive is allowed. Violators will be disqualified.**
2. **Animal Welfare Policy:** Caring for the life of an animal is a serious responsibility of 4-H and FFA members. All animals or livestock shown, housed and displayed at the Osborne County Fair shall receive care that is consistent with accepted animal husbandry practices, and with the rules and regulations set by the Osborne County Fair Board. This includes keeping the pens of your livestock in a presentable manner and a safe and comfortable location for the project while at the fair.

3. Read and comply with livestock general regulations and animal health regulations in the Open Class Section. Read and comply with the 4-H/FFA general regulations.
4. Failure to comply with general regulations and health regulations may mean disqualification or withholding of premiums or both depending upon the circumstances.
5. Open and limited to all Lincoln County 4-H and FFA members.
6. **Pre-Fair Entry Deadline: July 1, 2025 is the deadline.** Animals are to be properly owned by the immediate family and verified with the Lincoln Extension Office by the pre-fair deadline of the current 4-H year to be eligible. This includes animals tagged or submission of proper ID form. This deadline is set by the 4-H Council in collaboration with the Extension Staff.
7. **Animal Pre-entry is required and should be posted on Fair Entry (<http://lincolncountyks.fairentry.com/>) on or before July 1<sup>st</sup> for all species. ALL animals must be pre-entered by the deadline.**
8. There are no weight requirements for showing market animals.
9. **Lincoln County 4-H Tags:** The 4-H Council is responsible for obtaining 4-H tags for the Lincoln County Fair's 4-H/FFA division. The 4-H Council determines the cost of the tag and is the responsibility of the Exhibitor to pay for the tag. When a tag is sold by the Post Rock District-Lincoln office, it will be recorded under the immediate family. Do not transfer a 4-H tag to another family. A photo is not required to be turned in once the animal is tagged. Unused tags are to be returned to the Extension Office. If a tag is lost or damaged, the Exhibitor must work with the Lincoln office to replace it.
10. By the pre-fair deadline, the following animals are required to have a designated 4-H tag: market beef, commercial breeding breed, bucket calf, market sheep, commercial breeding sheep, market swine, commercial breeding swine, market goat, commercial breeding goat, dairy cattle, dairy goat and other species where tagging is determined safe and appropriate. Either ear can be tagged for county fair.
11. **Breed Registration Papers:** If an animal is breed registered, a 4-H tag is not required. A copy of the registered animal's official documentation (i.e., registered heifer) is to on file with the Post Rock District office in Lincoln. Registration papers can be in the member of immediate family name to be accepted.
12. Adults, other than family members and livestock club leaders will not be permitted to assist with the animal care and/or showing while at the fair. Other Exhibitors are permitted to help prepare animals for showing. Violation of this rule may disqualify an exhibitor.
13. If exhibitor has more than two entries in one class they can receive assistance in showing them from any 4-H member in the Post Rock Extension District or Lincoln County FFA member. (cannot be a Cloverbud member).
14. **Limit of Animal Entries:** Livestock/animal exhibitors are limited to three market animals and three breeding animals per species except bucket calves where you can only exhibit one in the 4-H/FFA division.
15. The right to split or combine the livestock/animal classes will be at the option of the superintendent of the concerned division.
16. No one will be allowed to enter other members' (sheep, swine, or goat) pens or other animal cages without permission of the exhibitor.
17. Keeping stalls and pens clean and neat is the responsibility of each exhibitor. Failure to comply with this and failure to clean area at the close of the fair may result in withdrawal of premiums.
18. All livestock exhibitors need to clean up wool or hair clippings after trimming.
19. **Cattle tie out time will be 9:00 p.m. on Thursday night and 9:00 p.m. on Friday night.**
20. **Cattle must be tied in the barn by 9:00 a.m. on Friday and Saturday morning.**
21. Any animal that cannot be properly handled by the owner may be expelled from the fairgrounds by the division superintendent.
22. All animals must be shown at the time of judging, in the show ring, to be placed and sold in the livestock project sale.
23. **WARNING:** Under Kansas law, there is no liability for an injury to or the death of a participant in domestic animal activities resulting from the inherent risks of domestic animal activities, pursuant to sections 1 through 4 of KSA 60-208. You are assuming the risk of participating in this domestic animal activity.
24. Exhibitors who have animals at the fair need to be at the fair to care for their animals.
25. All Livestock trailers need to be parked at the Sale Barn or at a safe location not to disrupt the activities of the Fair.

## BELL RINGER AWARD

This award is designated for market beef. The selection is based on a combination of live placing, average daily gain, and carcass placing. For an animal to be eligible for



this award, the animal must **compete** in live placing, receive a blue or purple ribbon in the daily gain, and rank in the top ten carcasses for their specie. An award will be presented to the exhibitor whose animal has the highest total score. In case of a tie the **highest average daily gain** will be used to break the tie.

**Point System:** Only one point value in the live placing category will be awarded (Grand Champion animal will not receive 33 points plus 30 points for 1<sup>st</sup> in class). The point system for the live and carcass placing is the same between all species and is as follows:

**Live Placing: (33% of Score) Carcass: (33% of Score)**

Grand Champ.	33	1 <sup>ST</sup>	33
Res. Grand Cha.	32	2 <sup>ND</sup>	31
1 <sup>ST</sup> in Class	30	3 <sup>RD</sup>	29
2 <sup>ND</sup> in Class	28	4 <sup>TH</sup>	27
3 <sup>RD</sup> in Class	26	5 <sup>TH</sup>	25
4 <sup>TH</sup> in Class	24	6 <sup>TH</sup>	23
5 <sup>TH</sup> in Class	21	7 <sup>TH</sup>	21
6 <sup>TH</sup> in Class	19	8 <sup>TH</sup>	19
7 <sup>TH</sup> in Class	17	9 <sup>TH</sup>	17
8 <sup>TH</sup> in Class	15	10 <sup>TH</sup>	15
9 <sup>TH</sup> in Class	13		
10 <sup>TH</sup> in Class	11		

The points awarded for the Average Daily Gain will be as follows and consist of 33% of the total score:

**Average Daily Gain: (Beef)**

3.80 plus	lb/day	33-Purple
3.70	lb/day	31-Purple
3.60	lb/day	29-Purple
3.50	lb/day	27-Purple
3.40	lb/day	25-Purple
3.30	lb/day	23-Blue
3.20	lb/day	21-Blue
3.10	lb/day	19-Blue
3.00	lb/day	17-Blue
2.90	lb/day	15-Blue
2.80	lb/day	13-Blue
2.70	lb/day	11-Blue
2.60	lb/day	9-Blue
2.59 - 2.30	= Red	2.29 & Below = White

## RATE OF GAIN

To be eligible, animals must be weighed at the official beginning weigh-in event in Lincoln County for the species as advertised in the 4-H Newsletter and through 4-H emails. The event dates are set by the 4-H Council. Animals must also be shown at the fair.

**Purple/Blue \$3.00    Red \$2.00    White \$1.00**

**1800 Beef - Average Daily Gain**

3.80 plus	lb/day	33-Purple
3.70	lb/day	31-Purple
3.60	lb/day	29-Purple
3.50	lb/day	27-Purple
3.40	lb/day	25-Purple
3.30	lb/day	23-Blue
3.20	lb/day	21-Blue

3.10	lb/day	19-Blue
3.00	lb/day	17-Blue
2.90	lb/day	15-Blue
2.80	lb/day	13-Blue
2.70	lb/day	11-Blue
2.60	lb/day	9-Blue
2.59 - 2.30	= Red	2.29 & Below = White

**1801 Swine - Average Daily Gain**

2.00 plus	lb/day	33-Purple
1.95	lb/day	31-Purple
1.90	lb/day	29-Purple
1.85	lb/day	27-Purple
1.80	lb/day	25-Purple
1.75	lb/day	23-Purple
1.70	lb/day	21-Purple
1.65	lb/day	19-Blue
1.60	lb/day	17-Blue
1.55	lb/day	15-Blue
1.50	lb/day	13-Blue
1.45	lb/day	11-Blue
1.25 - 1.44	= Red	1.24 & Below = White

**1802 Sheep - Average Daily Gain**

.75 plus	lb/day	33-Purple
.73	lb/day	31-Purple
.70	lb/day	29-Purple
.66	lb/day	27-Purple
.63	lb/day	25-Purple
.60	lb/day	23-Purple
.56	lb/day	21-Blue
.53	lb/day	19-Blue
.50	lb/day	17-Blue
.46	lb/day	15-Blue
.43	lb/day	13-Blue
.40	lb/day	11-Blue
.25-.39	= Red	.24 & Below = White

**1803 Meat Goat - Average Daily Gain**

.60	lb/day	33-Purple
.58	lb/day	31-Purple
.56	lb/day	29-Purple
.54	lb/day	27-Purple
.50	lb/day	23-Purple
.48	lb/day	21-Blue
.46	lb/day	19-Blue
.44	lb/day	17-Blue
.42	lb/day	15-Blue
.40	lb/day	13-Blue
.38	lb/day	11-Blue
.36	lb/day	9-Blue
.20-.35	= Red	.19 – Below = White

## BEEF

Purple/Blue \$6.00    Red \$5.00    White \$4.00

Superintendents: Kylie Rahmeier and Shawn Elder

**ALL Beef must meet the General and Health Regulations.**

**ALL Beef must be pre-entered by the official Pre-Fair Entry Deadline. Entry form available at Extension Office in Lincoln.**

**The beef shows will be designated as blow and go show. No artificial coloring, paint, or adhesive is allowed. All livestock shows are blow and go. Violators will be disqualified.**

## **MARKET BEEF**

1. It is suggested market beef projects be owned, fed, and managed for a minimum of 140 days.
2. Calves may be grade, crossbred, or purebred of any recognized beef breed and must be born after January 1 of previous year. These calves are to be weighed and identified by July 1 of the year in which shown.
3. Identification must be one of the official 4-H ear tags as set by the 4-H Council.
4. All steers will be divided into weight classes.

The Lincoln County Cattlemen's Association will present an award to the overall Grand Champion Market Beef. The Champion Market Steer will compete against the Champion Market Heifer for this award.

1000. Market Beef Steer  
1001. Market Beef Heifer

## **2<sup>ND</sup> YEAR BUCKET CALF**

These are classes for calves shown as bucket calves at last year's Lincoln County Fair. These calves may also enter their respective market heifer/steer class. No ribbon premium will be given in class A & B.

An award will be sponsored by Mitch, Kimberly, and Daxton Meyer.

1002. 2<sup>nd</sup> year bucket calf, Heifer  
1003. 2<sup>nd</sup> year bucket calf, Steer

**Beef Carcass Show** – Monday, August 4<sup>th</sup> at 6:30 p.m.

**Beef Slaughter:** 4-H/FFA Members are to sign up for slots at Ellsworth Packing in Ellsworth, Kansas. This is only for 4-H/FFA market beef shown at the fair. Watch email correspondence for information regarding when your beef need delivered to Ellsworth for slaughter.

### **Guidelines for Carcass Show:**

This is an optional class. Pre-entry is required and an Exhibitor can only make one entry in this class. **Pre-enter by the Pre-Fair Entry Deadline!**

1. Cattle will go home until slaughter date. Cattle must be slaughtered on the slaughter date to be judged.
2. Youth with beef entered in this class are encouraged to attend the show. Attendance is optional. The judge will explain carcass data and placings.
3. You are responsible for the slaughter and processing fees and still own the animal unless you have made private arrangements with a buyer.
4. This class will be judged on the Danish system as are all 4-H/FFA classes.

5. Animals must be exhibited at the fair to participate in the carcass show.

## **FEMALE (BREEDING)**

1. **Registration papers must be on file at the Extension Office by the Pre-Fair Entry Deadline.** If not registered, must have an official 4-H tag.
2. Two heifers of the same breed will constitute a breed show. All ages will be shown together in a breed show unless the superintendent determines number of entries warrants separate classes.
3. Cow-Calf Pair must have been previously shown as a heifer.
4. Cow-Calf Pair can be show up to 3 years following having been shown as a heifer.
5. All Cow-Calf Pairs will regardless of breed and age will show in one class.
6. Cow is to be verified with Extension Office by the Pre-Fair Entry Deadline.
7. Calf must be born by pre-fair entry deadline.

Senior or winter heifer calves – calved between September 1 and December 31 of previous year.

1010. Registered Female  
1011. Commercial Female

Summer yearling heifer calves – calved between May 1 and August 31 of previous year.

1012. Registered Female  
1013. Commercial

Junior and Spring yearling heifers – calved between January 1 and April 30 of previous year.

1014. Registered Female  
1015. Commercial

Senior Yearling heifer calves – calved between September 1 and December 31, 2023.

1016. Registered Female  
1017. Commercial

### Cow-Calf Pair

1030. Cow Calf Pair

## **BUCKET CALF**

Purple/Blue \$6.00 Red \$5.00 White \$4.00

1. Must be weaned from milk via the bottle or bucket by Pre-Fair Entry Deadline.
2. Calves will be halter broke.
3. Judging will be 25% on showmanship, 25% on calf appearance and 50% on knowledge and skills learned.
4. Calf may be a steer or heifer. Bull calves will be disqualified.
5. Calves must be born after January 1 of the current year.



### Novice

1004. Novice A: 7 to 9 year olds (before January 1 of current year). No show sticks, combs or brushes while showing in ring. No clipping. Only washed and brushed - two year limit.

1005. Novice B: 10 to 12 year olds (before January 1 of current year). No show sticks, combs or brushes while showing in ring. No clipping. Only washed and brushed - two year limit.

### Advanced

1006. Advanced A: 7 to 9 year olds (before January 1 of current year). Animals groomed similar to steers and heifers.

1007. Advanced B: 10 to 12 year olds (before January 1 of current year). Animals groomed similar to steers and heifers.

## **DAIRY CATTLE**

Purple/Blue \$6.00 Red \$5.00 White \$4.00

You may exhibit a dairy cow only if you owned it as a calf, as a yearling, or purchased it before the Pre-Fair Entry Deadline of the current year.

Heifer calves dropped after August 31 of previous year.

- 1050. Jersey
- 1051. Guernsey
- 1052. Ayrshire
- 1053. Holstein
- 1054. Brown Swiss
- 1055. Milking Shorthorn

Yearling heifers dropped between September 1--two years previously and September 1 of previous year.

- 1060. Jersey
- 1061. Guernsey
- 1062. Ayrshire
- 1063. Holstein
- 1064. Brown Swiss
- 1065. Milking Shorthorn

Heifers or cows dropped before August 31 two years previously.

- 1070. Jersey
- 1071. Guernsey
- 1072. Ayrshire
- 1073. Holstein
- 1074. Brown Swiss
- 1075. Milking Shorthorn

## **GOATS**

Superintendent: Heather Meyer

**ALL Goats must meet the General and Health Regulations.**

**ALL Goats must be pre-entered by the official Pre-Fair Entry Deadline.**

ALL Goats must be identified with an official USDA Premise ID Tag, regardless of which division they are shown in unless accompanied by Registration Papers filed by with the Extension Office prior to the pre-fair deadline. If a microchip has been inserted into the animal and is to be used in lieu of a state or county tag, the owner must provide a microchip reader to the superintendent at the Fair so that ownership and identification can be confirmed.

Breed registration papers must be on file at the Extension Office by the Pre-Fair Entry Deadline. If not registered, must have an official 4-H tag.

**ALL Goat shows will be designated as blow and go show. No artificial coloring, paint, or adhesive is allowed. All livestock shows are blow and go. Violators will be disqualified.**

Goats must be shown with all four feet on the ground. Exhibitors may use a collar, a collar with a short lead, or a halter when showing. Medium/3mm or smaller pinch collars will be allowed. Exhibitor can only briefly touch their animal with their hands to position legs or head.

## **DAIRY GOATS**

Purple/Blue \$5.00 Red \$4.00 White \$3.00

Entries will be placed in classes by age with the day of judging being the base date.

Animals must be free of abscesses, soremouth, and ringworm and otherwise healthy.

Exhibitors are requested to be neatly and appropriately attired (preferably in white) when showing their animals in the ring.

Each exhibitor is limited to a maximum of two dairy goats per class. Only does are allowed to show.

Classes will be divided into Purebred and Grade. Breeds will show together.

A - Purebred B-Grade

Junior Class: 0-24 months of age (not in milk and not previously freshened).

- 1100. Doe up to 6 months of age (born by May 1)
- 1101. Doe 6-12 months of age
- 1102. Doe 12-24 months of age

Senior Class: Any age in milk or previously freshened.

- 1103. Doe 0-24 months (born by May 1)
- 1104. Doe 2 years or older

In no case will purebred and grade animals be in the same class, except championship classes.

## MEAT GOATS

Purple/Blue \$5.00 Red \$4.00 White \$3.00

There will be classes for market & breeding meat goats. Wethers or Does are allowed to show in the market meat goat classes.

Market goats will be shown by weight. Breeding goats will be shown by age. Market goats should be born after January 1st of the current year.

Teeth: All market goats must have baby teeth in place with no visible signs of permanent teeth.

Shearing: All market goats must be "slick shorn" with an equal amount of hair above the knee and hock before arrival on the grounds. A maximum of 0.375 inch of hair is permitted. Hair on the tail switch is permitted. Breeding animals may be sheared according to breed standards.

Horns: Horns must be tipped and rounded (not less than the diameter of a dime at the end). Violation is grounds for disqualification.

- 1110. Market Goat
- 1111. Breeding Goat – these goats may be up to 24 months old

## SHEEP

Purple/Blue \$5.00 Red \$4.00 White \$3.00

Superintendent: Heather Meyer

All Sheep must meet the General and Health Regulations.

**ALL Sheep must be pre-entered by the official Pre-Fair Entry Deadline.**

**All sheep must be identified with an official USDA Premise ID Tag, regardless of which division they are shown in unless accompanied by Registration Papers filed by with the Extension Office prior to the pre-fair deadline. If a microchip has been inserted into the animal and is to be used in lieu of a state or county tag, the owner must provide a microchip reader to the superintendent at the Fair so that ownership and identification can be confirmed.**

There will be classes for market & breeding meat goats. **Wethers or Ewe are allowed to show in the market meat goat classes.**

Market sheep will be shown by weight. Breeding sheep will be shown by age. Market sheep should be born after January 1st of the current year.

Market lambs must be wethers or ewes.

**The sheep shows will be designated as blow and go show. No artificial coloring, paint, or adhesive is allowed. All livestock shows are blow and go. Violators will be disqualified.**

During the judge's inspection and handling, all 4 feet of the animal are to be in contact with the ground.

All market lambs must be "slick shorn". A maximum of 0.2 inch of wool is permitted. Breeding Ewes may be sheared according to breed standard. An award will be presented to the exhibitor of the Grand Champion Market Lamb.

### Market Lambs

1200. Market lambs

### Breeding Ewe

1201. Ewe lambs

1202. Yearlings or older ewes

## SWINE

Purple/Blue \$5.00 Red \$4.00 White \$3.00

Superintendents: Mike Rosebrook

All Swine must meet the General and Health Regulations.

**ALL Swine must be pre-entered by the official Pre-Fair Entry Deadline**

Market hog and breeding gilt exhibits must be farrowed after January 1 of the year shown in order to qualify for competition. Barrows must be physical castrates.

All swine must be tagged with an official 4-H ear tag.

There is no swine carcass contest.

Proof of registration is required to show as a purebred. All other animals will be considered crossbreeds.

Ellsworth Packing will reserve slaughter spots for swine shown in the 4-H/FFA division. These spots must be reserved by the beginning weigh-in event for Lincoln County. Watch email for more details about slaughter process.

**The swine shows will be designated as blow and go show. No artificial coloring, paint, or adhesive is allowed. All livestock shows are blow and go. Violators will be disqualified.**

### Market Hog

1300. All breeds. This class may be split according to weight.

### Breeding Gilts

1301. Breeding gilts will be shown by designated breed.

# HORSES

Purple/Blue \$5.00   Red \$4.00   White \$3.00 – Halter Classes

Purple/Blue \$3.00   Red \$2.00   White \$1.00 – Riding Events

Superintendents: Cheyenne Meyer and Tara Meyer

All Horses must meet the General and Health Regulations.

Classes will be for Weanling Foals, Mares & Geldings only – NO STALLIONS are to be on Fair Grounds.

**ALL Horses must be pre-entered by the official Pre-Fair Entry Deadline.**

No "borrowed" horses may be used in the 4-H/FFA Horse Project. An Exhibitor may not show more than one horse in a particular class and may not enter a class two times.

The age of a horse is determined as of January 1, in the year the animal is born.

Horses showing signs of contagious disease or known recent exposure to disease will not be allowed.

Beginner classes are designed for beginners only. Exhibitors in beginner performance classes may only show in those divisions and not change throughout the show in performance classes only. Beginner exhibitors may show in speed events in their appropriate age division. Walk-Whoa (Beginners only). Exhibitors will be asked to walk only while riding their horses and ponies. A handler over the age of 14 shall accompany all Walk-Whoa competitors into the show ring. Handlers shall have a lead in hand in case of need, but otherwise they should not interfere with the competitor's performance. Walk Trot (Beginners Only). Walk Trot class exhibitors will be asked to walk and trot while riding their horses and ponies.

Due to the nature of horses, adults may assist Exhibitor, in preparing their exhibits for the show ring, such as clipping, booting, shoeing, etc. In working colts or horses in the show ring, the animal must be exhibited by an Exhibitor.

Horses and events in this project division must conform to rules outlined in the State 4-H Horse Show Rulebook.

Kansas Origin Horses must have a valid VS form 10-11 showing evidence of a negative Equine Infectious Anemia (Coggins) test conducted by a state-approved laboratory within 12 months prior to exhibition is required. Each horse is exhibited at owners' own risk.

Horses Originating from Other States must be accompanied by a valid VS Form 10-11 showing evidence of a negative Equine Infectious Anemia (Coggins) test conducted by a state-approved laboratory within 12 months prior to entry into Kansas. Foals six months of

age and younger, accompanying their EIA negative dams, are exempt from EIA test requirements.

**4-H/FFA HORSE SHOW DRESS CODE:** Long pants and a long-sleeved shirt or blouse must be worn. Pants, shirts and blouses may vary in color. **Extremes of style and/or color, while permissible, are not representative of western attire and do not allow the exhibitor to be presented in a professional manner. In no instance shall "fancy" attire count over a nice, neat workman-like appearance.** Exhibitors must wear a western hat or safety helmet \* and it should stay on during the class. Hats are optional only in timed events. If a rider elects to wear a hat in timed events, it must stay on. If the hat is lost, a 2-second penalty will be assessed to the final time. Caps are not permitted. Western boots are required in all western events. The use of gloves, ties, spurs and chaps shall be optional. English spurs are not permitted in western classes. No vests, sweaters, coats or jackets are permitted except during inclement weather. In this case the show management will publicly announce and inform the judge when such clothing is permitted.

**\*County rule for safety helmets: ASTM-SEI approved riding helmets are permitted in all classes. No exhibitor shall be penalized for wearing such a helmet, even where such a helmet is not part of the attire required by the Kansas 4-H Horse Show Rulebook. This is a county rule only and does not apply to State Fair.**

Trail Class members will ride their horse and open gate, walk across logs, open mailbox, back through an object or a similar version of this. Judging will be on execution of task and time. This class will not be included in the all-around points.

An award will be presented to the all-around high point 4-Her by SKC Livestock. A point system will be used to determine the winner of this award. Points will be awarded on one horse, one rider. The point system is as follows for each class:

1 <sup>ST</sup>	5 points	4 <sup>th</sup>	2 points
2 <sup>nd</sup>	4 points	5 <sup>th</sup>	1 point
3 <sup>rd</sup>	3 point		

This system will be used for the following classes: showmanship, horsemanship, western pleasure, barrel racing, pole bending, and trail. This system is not dependent on the number of participants in a class. For example, if there are only two entered in the horsemanship class, first place will receive 5 points and second place four points. If seven are entered in a class, points will be awarded 5-4-3-2-1 for the top five and sixth and seventh place will not receive any points. To break a tie first option break on Showmanship, if still a tie then break on trail. Unless needed to break a tie, trail is not included in overall points.

## SHOW ORDER

Showmanship  
Halter  
Pleasure  
Horsemanship  
Trail  
Barrels  
Poles

### Halter classes

- 1400. Weanling foals, no stallions
- 1401. Yearlings
- 1402. Geldings, Mares & Fillies 2-3 years old
- 1403. Geldings 4 years or older
- 1404. Mares 4 years or older

### Horsemanship

Junior Group: Exhibitors 7-13 years before January 1 of current year. An award will be sponsored by Sylvan Sales Commission for the Champion in Jr. Horsemanship.

Senior Group: Exhibitors 14 or older before January 1 of current year. An award will be sponsored by Sylvan Sales Commission for the Champion in Sr. Horsemanship.

- 1410. Western Pleasure Senior Division
- 1411. Western Pleasure Junior Division
- 1412. Western Pleasure Walk Whoa (beginners only)
- 1413. Western Pleasure Walk Trot (beginners only)
- 1414. Western Horsemanship Senior Division
- 1415. Western Horsemanship Junior Division
- 1416. Western Horsemanship Walk Whoa (beginners only)
- 1417. Western Horsemanship Walk Trot (beginners only)
- 1418. Trail Senior Division
- 1419. Trail Junior Division
- 1420. Barrel Racing Senior Division
- 1421. Barrel Racing Junior Division
- 1422. Pole Bending Senior Division
- 1423. Pole Bending Junior Division

## POULTRY

Purple/Blue \$3.00 Red \$2.00 White \$1.00

Superintendent: Tommie Berger

All Poultry must meet the General and Health Regulations.

### **ALL Poultry must be pre-entered by the official Pre-Fair Entry Deadline**

Not more than three entries may be made in each class.

Judging will be done primarily on the basis of exhibition qualities as described in The American Standard of Perfection.

Judging of production classes will be on the basis of production qualities only. Members exhibiting well developed birds of production quality will be credited for it even if they vary slightly from Standard or Perfection.

Disqualification will bar all competition.

**Owners need to take adequate care and cleanliness of pens and birds during the fair and must clean out pens afterwards or premiums will be withheld.**

The poultry shows will be designated as blow and go show. No artificial coloring, paint, or adhesive is allowed. All livestock shows are blow and go. Violators will be disqualified.

- 3201. Standard Breeds; Large Fowl; One young bird of either sex
- 3202. Standard Breeds; Large Fowl; One old bird of either sex
- 3203. Standard Breeds; Bantams; One young bird of either sex
- 3204. Standard Breeds; Bantams; One old bird of either sex
- 3205. Production Pullets-Pen, 3 Standardbred, Crossbred or Straincross pullets to be judged on egg production qualities only
- 3206. Production Hens-Pen, 3 Standardbred, Crossbred or Straincross hens to be judged on egg production qualities only
- 3207. Dual purpose pullets; Pen, 3 Such as Rhode Island Reds, New Hampshire, Plymouth Rocks, etc.
- 3208. Dual purpose hens; Pen, 3 Such as Rhode Island Reds, New Hampshire, Plymouth Rocks, etc.
- 3213. \*Meat-type Chickens; Pen, 3 Standardbred, Crossbred or Straincross birds of the same sex to be judged on meat production qualities only
- 3214. \*Capon. All breeds (3 birds of one breed)
- 3209. Turkeys, all breeds; 1 bird of either sex
- 3210. Ducks, call or bantam, all breeds, 1 bird of either sex
- 3211. Ducks, all breeds; 1 bird of either sex
- 3212. Geese, all breeds; 1 bird of either sex
- 3215. \*Pigeon; Old cock (hatched in previous calendar year); Indicate breed
- 3216. \*Pigeon; Old hen (hatched in previous calendar year); Indicate breed
- 3217. \*Young cock (hatched in this calendar year); Indicate breed
- 3218. \*Pigeon; Young hen (hatched in this calendar year); Indicate breed
- 3219. \*Other fowl

## RABBITS & GUINEA PIGS

Purple/Blue \$3.00 Red \$2.00 White \$1.00

Superintendent: Tommie Berger

All Rabbits and Guinea Pigs must meet the General and Health Regulations.

### **ALL Rabbits/Guinea Pigs must be pre-entered by the official Pre-Fair Entry Deadline.**

Exhibitors may enter only 3 rabbits or guinea pigs per class.

Rabbits and guinea pigs will be judged by standard of perfection.

All rabbits and guinea pigs must meet sanitary regulations or be barred from entry.

The rabbit and guinea pig shows will be designated as blow and go show. No artificial coloring, paint, or adhesive is allowed. All livestock shows are blow and go. Violators will be disqualified.

**Owners need to take adequate care and cleanliness of rabbits, guinea pigs and pens during the fair and must clean out pens afterward or premiums will be withheld.**

Classifications: Junior, up to 6 months (born by May 1); Intermediate, 6-8 months; Seniors, over 8 months.

#### Rabbits

- 3400. Senior buck. 8 months of age & over
- 3401. Senior doe. 8 months of age or older
- 3402. Intermediate buck. 6 to 8 months old.
- 3403. Intermediate doe. 6 to 8 months old.
- 3404. Junior buck. Under 6 months of age. (born by May 1)
- 3405. Junior doe. Under 6 months of age (born by May 1)
- 3420. Meat Class. 3 rabbits, all one recognized breed and variety. Minimum weight 3 pounds each, maximum weight 5 pounds each. Will be judged on their meat qualities, condition and uniformity. Meat pen rabbits cannot be over 70 days of age.
- 3450. White fur
- 3454. Colored fur

#### Guinea pigs

- 3500. \*Single guinea pig less than 6 months (born by May 1)
- 3501. \*Single guinea pig over 6 months
- 3502. \*Pen of 2 guinea pigs

## **LIVESTOCK SHOWMANSHIP**

Purple/Blue \$3.00 Red \$2.00 White \$1.00

Open to any Exhibitor who exhibits at the fair. 4-H/FFA members must show their own animal in these classes.

Showmanship classes will be divided into Junior (13 and under before January 1 of current year) and Senior (14 and older before January 1 of current year) age divisions.

**The livestock shows will be designated as blow and go show. No artificial coloring, paint, or adhesive is allowed. All livestock shows are blow and go. Violators will be disqualified.**

- 1500. Beef Showmanship Senior
- 1501. Beef Showmanship Junior
- 1510. Bucket Calf showmanship
- 1520. Swine showmanship Senior
- 1521. Swine Showmanship Junior
- 1530. Sheep Showmanship Senior
- 1531. Sheep Showmanship Junior
- 1540. Dairy Showmanship Senior

- 1541. Dairy Showmanship Junior
- 1550. Horse Showmanship Senior
- 1551. Horse Showmanship Junior
- 1560. Goat Showmanship Senior
- 1561. Goat Showmanship Junior
- 1570. Rabbit Showmanship Senior
- 1571. Rabbit Showmanship Junior
- 1580. Poultry Showmanship Senior
- 1581. Poultry Showmanship Junior

## **ROUND ROBIN SHOWMANSHIP**

1. **Beef, Sheep, Swine, Horse, Dairy Cattle, and Goat are included in the Round Robin Contest.**
2. **Champion and Reserve Champion overall showmen from each livestock species are invited to compete.**
3. **Species Preference Form (Deadline Thursday at Noon in 4-H Building):** Each youth participating in showmanship for more than one species will complete a preference form ranking the order that they would like to represent the species they have entered in showmanship at the fair. The form can be picked up in the 4-H building or by the scales at weigh-in. Completed forms need turned into the 4-H building by Noon on Thursday.
4. If a youth wins overall Champion or Reserve Champion for multiple species, the preference form will be used to determine what species they will represent in the Round Robin contest. Youth will represent the species they have given highest preference to.
5. **Showmanship Classes Ranking:** During each specie showmanship overall class, the judge will rank the top 4 in ascending order. If a Champion or Reserve Champion for the given specie is determined to represent another specie, an alternate will be invited to participate in Round Robin. Invitations will go out in the order of ranking from the overall showmanship class. Should all four participants be representing another specie, there will be no additional alternative invitations extended. The species will still be part of Round Robin, but there will be no youth representing the species in the contest.
6. **Animals for Round Robin:** The superintendents will select the animals to be shown. All livestock exhibited at the Lincoln County Fair will be eligible for the Round Robin. The exception is horse where the Grand Champion and Reserve Champion Showmanship exhibitors must provide their horse for the Round Robin. When quantity of animals is limited, individuals will have to take turns using the same animal.
7. **Owners of the animals** are requested to assist the superintendent with pre-contest animal preparation, and to be present at the contest to assist where needed. The animals should be clean. Individual livestock superintendents will supervise livestock waiting to be shown. Each specie superintendent will be responsible for the livestock to be used.
8. **Draw for Animals:** For each specie, all qualified contestants will show all at once. Exhibitor will draw for what animal they will show in each rotation.

9. The judge will determine activities in the show ring and appropriate questions. The judge has the discretion to rotate the individuals in the show ring and score as he/she feels appropriate; provided each specie or rotation is deemed of equal value.
10. **The order of the specie rotation will be:**
  - 1) swine                      4) beef
  - 2) sheep                    5) horse
  - 3) goat

## LIVESTOCK JUDGING CONTEST

1. Participants will judge 5 classes including market hog, market lambs, market steers, market goats & breeding heifers and give one set of reasons to the Judge.
2. All details subject to change.
3. The contest is open to open to any 4-H & FFA youth in Lincoln County.

1600. Livestock Judging Contest – Seniors (13 & up)  
 1601. Livestock Judging Contest – Juniors (7-12)

Prizes: 1<sup>st</sup> \$3.00 2<sup>nd</sup> \$2.00 3<sup>rd</sup> \$1.00

## OUTSTANDING BEEF, SHEEP, SWINE, GOAT, RABBIT & POULTRY HERDSMEN

**General Guidelines for Herdsmanship:** The following procedures should be followed by the Exhibitors:

1. Identify the exhibit. Use those cards provided by the management. Non 4-H/FFA people should be able to understand the exhibit and the message of the exhibitor(s).
2. Tie or enclose animals in stalls or pens securely. Ties should allow comfort, yet not so loose as to permit the animal to back into the alley or to disturb other animals.
3. Locate show boxes, equipment and feed in neat arrangement and not in the path of visitors. If an animal is removed from the fair for any reason, including but not limited to at the decision and request of the superintendent, the animal is disqualified.
4. Sleeping equipment should be out of public view at all times.
5. Keep animals clean.
6. Be regular and prompt with each days feeding and cleaning. Keep manure picked up from the very first. Exhibitors often cooperate so that they take turns caring for animals, which are under someone's eyes at all times. Keep aisles wet down and swept. Non-agricultural viewers should be able to walk thru exhibits without soiling clothing or shoes.
7. Be friendly and helpful to visitors and other herdsman. Know your animals and be prepared to answer questions about them.
8. There should be no horse-play in exhibiting areas. **For each animal tied out early or not tied in by 9:00 a.m. 10 points will be deducted from the individual's herdsmanhip points.**
  - a. A traveling trophy has been donated to the Fair in memory of the late Emerson Good. Mr. Good

was a longtime cattle breeder and friend of the youth around him. The trophy is presented yearly to the most outstanding beef individual of the fair. An anonymous committee will select the winner and the trophy will be presented at the Achievement Ceremony

- b. A traveling trophy has been donated to the fair by Mr. & Mrs. Dwight Sperry. The trophy is to be presented to the outstanding swine herdsman of the fair. An anonymous committee will select the winner and the trophy will be presented at the Achievement Ceremony
- c. A traveling trophy has been donated to the fair by Floyd and Nellie Lemmons. The trophy is to be presented to the outstanding sheep herdsman of the fair. An anonymous committee will select the winner and the trophy will be presented at the Achievement Ceremony
- d. An award will be provided to the Outstanding Goat Herdsmen.
- e. An award will be provided to the Outstanding Rabbit Herdsmen.
- f. An award will be provided to the Outstanding Poultry Herdsmen.
- g. The following scoreboard will be a partial basis of selection:

### Cleanliness – Alley & Pen **40 Points**

1. Bedding adequate, bright, dry, clean and in place
2. Manure hauled out and deposited in designated areas
3. Alleys swept clean, free of dust and straw
4. Feed in front of animals **ONLY** at feeding time
5. Watering points and drains kept clean
6. At completion of fair, stalls and tie out areas cleaned up
7. **Provide educational information about the project to the public**

### Arrangement of Exhibit **10 Points**

1. Exhibits lined up in attractive manner
2. Big objectionable boxes out of the way
3. Hay and straw neat and orderly
4. Feed boxes and gear in area provided

### Appearance of Animals **25 Points**

1. Animals clean and brushed
2. Animals securely tied or penned. (Cattle with tie chains and halters)
3. Animals in stalls or pens except when showing, grooming or washing

### Stall Cards **5 Points**

1. Readable from alley
2. Neatly arranged
3. Clean and complete

### Exhibitor Conduct **20 Points**

1. Attitude and conduct in and around barns
2. Conduct during show
3. Be polite and no foul language

**Total Points 100 Points**



## PET SHOW & TELL

Purple/Blue \$3.00 Red \$2.00 White \$1.00

1. **ALL Pets must meet General and Health Regulations.**
2. Pet show & tell will be showmanship based with all ages of exhibitors competing together. The health and quality of animal considered in addition to the project knowledge and showmanship of the exhibitor appropriate for member's age and years in the project.
3. An Exhibitor may make only one entry in each class.
4. All pet exhibitors must bring a current health paper and present prior to judging. If you do not have a health paper you will be disqualified.
5. A dog cannot be shown in the Post Rock District Dog Show AND the Pet Show & Tell. The same goes for a pet which may classify for any other animal division. If there is a class available in another division, it is to be exhibited there before choosing to exhibit in pet show & tell. An exhibitor must pick one or the other.
6. Any abuse of dogs or other pets on grounds or in the ring will result in disqualification.
7. No pets in season can be shown.

1700. Pet Show & Tell

## DOGS

To be eligible to compete in the Post Rock District Dog Show, an exhibitor must be enrolled in the Dog Care and Training Project.

**The Post Rock District 4-H Fair Dog Show will be held on Monday, July 8 at the Osborne County Fair Grounds Covered Arena in Osborne.**

Refer to the Osborne County Fair Book (4-H Rules) for dates, deadlines, rules and additional expectations. The Osborne Office phone number is 785-346-2521. Watch email for information about show registration, etc.

## 4-H/FFA ALL STATIC PROJECTS (4-H Building)

### AEROSPACE/ROCKETRY

Purple/Blue \$3.00 Red \$2.00 White \$1.00

1. If a rocket qualified for the Kansas State Fair, exhibitors should read the State Fair Rules for the Rocketry division as they may be different from those at the county fair. Be sure to check class numbers, they may be different.
2. Each exhibitor may enter up to two rocket exhibits that have been constructed during the current year. If two rockets are entered, one rocket must be a "model rocket kit", the second may be entered into any other

applicable class. An exhibitor may not enter two rockets in the same class.

3. 4-H members are to complete and sign the rocketry information form, available from <http://rocketry.engtech4ks.com/> or your local extension office and attach it to a 10" x 13" "manila" envelope. The envelope should contain:
  - a. Instructions on how to construct the rocket.
  - b. Up to 5 pages of pictures, pictures are to be attached to sheets of paper, from both construction and launch
  - c. Documentation of any flight damage that occurred
  - d. Any modifications made to the rocket except for paint scheme and decals.
  - e. An additional page for altitude calculations if the space on the form is not enough.
  - f. Additionally, for original design rockets, also known as "scratch built" rockets:
    - i. 5 additional pages of photos are allowed
    - ii. Documentation of how the rocket was tested for stability
4. If a safety violation is noted by the judges, superintendent, or other staff, the exhibitor's rocket, at the judges' discretion, will receive a participation ribbon.
5. Rockets are to be displayed upright on a display stand with a sturdy rod that does not extend past the top of the rocket, or stand unassisted, unless the rocket is taller than 4 feet in which case no display stand is required and the rocket may be displayed on its side, rockets are not to be displayed on launch pads to save space and prevent someone from being poked in the eye.
6. Rockets ARE NOT to be displayed with used or unused rocket engines either in the rocket or as part of the stand, if rocket engines are included in the exhibit the judge may disqualify the exhibit.
7. Rockets should be flown unless there is an active burn ban in the county or conditions are too dangerous to safely launch the rocket. Just flying the last stage (the part with the nose cone) of a multi-stage rocket is acceptable.
8. Rockets, **except those in the JR division**, are not to be "beginner kits" or use prefabricated (molded plastic) fin assemblies, or pre-finished rockets requiring no painting. These are only acceptable in the JR division at the county fair. Rockets of this type outside the JR division should be disqualified. Rockets entered in the JR division **may not** go on to the Kansas State Fair.
9. Angles of fins must fall within a plus or minus 2-degree variation using an approved fin alignment guide (such as KSSTAC10). An official fin guide is available from <http://rocketry.engtech4ks.com/>
10. Fins and body tubes, except those in the introductory division, are to be filled and sealed with putty, sanding sealer, and/or primer or other suitable filler to eliminate the appearance of body grooves and wood grain.
11. Fins and launch lugs are to be filleted to reduce drag and properly secure them to the model.
12. Engine mounts are to be securely attached to the body tube.

13. Any seams on plastic parts are to be sanded smooth.
  14. The recovery system (typically a parachute or streamer) should be attached according to the instructions
  15. The nose cone is to fit snugly but still allow for easy removal.
  16. Exhibits must be uniformly painted and smoothly finished without "runs," "orange peel," or "alligator skin" or finished as per rocket instructions (for example, no painting required), and decals, if used, are applied smoothly.
  17. Models may not be judged based on their paint scheme (colors and placement on the rocket), except for rockets that fit the definition of a 'scale model' and are entered in the scale model class. All other rockets do not have to follow the suggested paint scheme, allowing the 4-H'er to display maximum creativity in the finishing of their rocket. Under no circumstances is the weight given to the paint scheme to be sufficient enough, by itself, to move the non-scale model from one ribbon placing to another.
  18. "Scale Models" entered in the scale model class may be judged based on their paint scheme. The judge may deduct up to one ribbon placing for not following the paint scheme.
  19. "Scale Models" displayed in the scale model class are to be finished and completed with a majority (greater than 70%) of decals. For all other rockets the use of decals is optional.
- (The following rules (20 – 31) apply to advanced exhibits.)
20. Original design rockets cannot be a modification of a pre-existing kit and must be of original design.
  21. Original design rockets must be designed by the exhibitor(s).
  22. Exhibitor(s) must be 11 years of age (4-H age) or older to enter an original design rocket.
  23. Original design rockets must include detailed instructions, so that someone could construct the original designed rocket just like a kit purchased at a store. Instructions can be as many pages as needed to convey full and complete construction techniques.
  24. For a rocket entered in the original design classes, describe in the summary how the rocket was tested for stability prior to flying. Swing testing of the rocket is required. Other tests and calculations are strongly encouraged. Exhibitors must include documentation of the swing test. Failure to swing test a rocket will result in a deduction of TWO ribbon placings.
  25. Rockets that use more than one 'D' engine or equivalent are considered mid or high-power rockets in 4-H.
  26. Mid and High-Power exhibitors must be at least 14 years of age by January 1 of the current year.
  27. In addition to the information packet completed for all rockets, a high-power information form is to be completed and placed inside of the information packet. This may be downloaded from <http://rocketry.engtech4ks.com/>
  28. Exhibitors in the mid and high-power divisions must hold memberships in either NAR or Tripoli organizations.
  29. The NAR High Power Rocket Safety Code applies to the construction and launching of all rockets displayed in this division. As such all mid and high-

power rocketry exhibitors must comply with the NAR High Power Rocket Safety Code that is in effect as of October 1st of the current 4-H year.

30. All rockets in the mid and high-power divisions are to be launched under adult supervision by the 4-H member who constructed the rocket.
31. For rockets launched using an engine(s) that have 160.1 ('H' engine or equivalent amount of smaller engines) Newton's-seconds or larger, adult supervision must be provided by an individual having at least a level 1 high power certification. The 4-H member should also hold or be attempting to attain their level 1 high power certification if launching on this large of an engine.

**As defined by the National Association of Rocketry (NAR), a scale model is "any model rocket that is a true scale model of an existing or historical guided missile, rocket vehicle, or space vehicle, that has flown under rocket power." The intent of scale modeling is, according to the NAR, "is to produce an accurate, flying replica of a real rocket powered vehicle that is judged for craftsmanship in construction, finish, and flight performance." (NAR "Model Rocket Sporting Code" 52.1 <https://bit.ly/3DIHMWs>)**

#### Division JR: Kits (Ages 7-8 years)

5541. \*Rocket made from kit, without pre-assembled fin units. Include plans.
5542. \*Rocket made from "beginners kit." Include plans. Rockets in this class may have pre-assembled fin units (plastic). (This class is for first and second year 4-H members to explore the rocketry project.)
5543. \*Scale model rocket made from kit. Include plans

#### Division A: Kits (Ages 9-13 years)

5520. Rocket made from KIT
5537. Scale Model Rocket, made from kit, including plans

#### Division B: Scratch Built (Ages 11-13 years)

5521. Rocket designed by exhibitor: not merely a modification of an existing kit. Include original plans.
5538. Scale Model Rocket, designed by exhibitor; not merely a modification of an existing kit. Include original plans and stability testing.

#### Division C (Ages 14 years and older)

5525. Rocket made from kit. Include plans.
5526. Rocket designed by exhibitor: not merely a modification of an existing kit. Include original plans.
5539. Scale Model Rocket, made from kit. Include plans
5540. Scale Model Rocket designed by exhibitor: not merely a modification of an existing kit. Include original plans and stability testing.

#### Division D: Team Built (Ages 11 years and older)

This class is designed to encourage teamwork among individuals and clubs to work on a rocket from the initial design to the finished product.

5530. Rocket designed by 2 or more exhibitors: not merely a modification of an existing kit. Include original plans.



Division E: Mid Power Rocketry (Ages 14 years and older)

5536. Mid-power rocket made from kit or original design

Division F: High Power Rocketry (Ages 14 years and older)

5535. High power rocket made from kit

**EDUCATIONAL EXHIBITS RULES**

1. For notebooks, display boards, and posters, no additional exhibit information is required; no manila envelope is needed for these exhibits.
2. Exhibits are to have a **clear link to the Engineering and Technology area** of Aerospace/Rocketry,
3. Exhibits in posters, notebooks and display boards must contain substantial supporting educational materials.
4. Educational display boards, posters and notebooks should be creative and showcase details about the knowledge learned in the project during the current 4-H year. Value is placed on youth who can demonstrate how their skills have increased while completing the project. Each exhibit will be judged on uniqueness, creativity, neatness, accuracy of material, knowledge gained, and content. An exhibit judging score sheet available at <http://rocketry.engtech4ks.com/>. For example, a rocket that may have crashed and/or is highly damaged may be made into an educational display or poster that tells a great story with many lessons learned.
5. Follow copyright laws, citing all sources of information in a standard notation Sources of information must be cited on the front of your exhibit, including all posters and educational display boards.
6. Educational displays are not to exceed 4' high x 3' wide x 2' deep. No card table exhibits will be allowed. Care should be taken to use durable materials that will withstand Kansas State Fair conditions.
7. Posters are limited to commercial 3' x 4' tri-fold display boards.
8. "Construction Kits" that are part of Educational displays must be contained in cases (tackle boxes, sealable containers, etc.) that may not be larger than 1' x 2' x 2' and must have a latch which securely keeps all components contained in the "Construction Kits". Other components are to adhere to appropriate dimensions as stated elsewhere.
9. Educational Project notebooks must be organized in a 3-ring binder.
10. Any three-dimensional poster or display board exhibits may not be thicker than 2 inches.
11. Engines and igniters for rockets ARE NOT permitted with the exhibit and constitute an immediate disqualification. This is for safety reasons and includes both spent and live engines.
12. Exhibitor's name, Extension Unit, age, and year(s) in project must be tagged or labeled in on the notebook, and/or "Construction Kit." For education displays and/or posters the exhibitor's name, county, or district, age, and year(s) in project must be tagged or labeled on the back of the exhibit. Exhibit cards are not sufficient as they may be removed or repositioned for display. Failure to label an exhibit may result in one ribbon placing deduction.
13. Exhibits should possess the following qualities (in no

particular order):

- a. A central theme
  - b. What you want others to learn
  - c. Be designed and constructed in a manner befitting the exhibit
  - d. Be something you are interested in
14. If a safety violation is noted by the judges, superintendent, or other staff, the exhibitor's exhibit, at the judge's discretion, will receive a participation ribbon.

Aerospace/Rocketry – Junior Division (Ages 7-8)

5749. \*Junior Rocketry Educational Display 7-8

5750. \*Junior Rocketry Education Notebook 7-8

5751. \*Junior Rocketry Poster Board 7-8

Aerospace/Rocketry – Intermediate Division (Ages 9-13)

5741. Intermediate Rocketry Educational Display 9-13

5742. Intermediate Rocketry Education Notebook 9-13

5743. Intermediate Rocketry Poster Board 9-13

Aerospace/Rocketry – Senior Division (Ages 14 years and older)

5746. Senior Rocketry Educational Display 14+

5747. Senior Rocketry Education Notebook 14+

5748. Senior Rocketry Poster Board 14+

**AG MECHANICS WELDING**

Purple/Blue \$3.00 Red \$2.00 White \$1.00

This project allows youth to explore areas of ag mechanics welding and metallurgy from repairing or repurposing items to the fabrication of new items. The intent is for this program to start with foundational areas, some of which youth may already have, and allow them to continue to build on this knowledge becoming more experienced.

1. Wheeled exhibits must utilize a braking mechanism which prevents the exhibit from freely rolling while on display.
2. Exhibitors are responsible for providing sufficient braking or "chocks" for trailer exhibits to ensure that the exhibits do not move once positioned. If using a wheel "chocking" mechanism, the two individual blocks should be connected together as a pair of chocks, so they do not become separated. At least one pair of chocks should be placed on each side of the trailer to prevent movement.
3. For trailer exhibits the tongue of the trailer should have a locking mechanism (e.g. padlock) to prevent the trailer from being moved by unauthorized individuals while being displayed. **A key for the locking mechanism should be left with the superintendent or with State Fair Extension Staff and labeled with the exhibitor's name, county, and phone number.**
4. For exhibits with downward swinging parts, such as tailgates, that could pose a fall/striking/crushing hazard should have a tamper resistant locking mechanism such as a "zip-tie" or a "cotter-key" through a release pin that would prevent the swinging part from being accidentally released and falling on someone.

5. Each exhibit must be free-standing or sufficiently supported by an exhibitor supplied support system that is moveable and is part of the total dimensions and weight of the exhibit. Exhibit display boards should have a portable and moveable base and examples should be firmly affixed to the board to ensure all parts of the display stay together. No exhibits may be staked to the ground for display.
  6. Top heavy items should be braced or placed in a stand sufficient to prevent it from toppling over while on display.
  7. Exhibits may not be bound, affixed, attached to the State Fair buildings, except by the superintendent, State Fair Staff, or State Fair Extension Staff.
  8. Painting or spot painting is not allowed on projects after arrival on fairgrounds. If wet paint is detected by judges or superintendents one ribbon placing will be deducted.
  9. Repair projects having adequate original finish need not be repainted.
  10. Cutting surfaces, such as blades, are to have a protective covering over them to prevent injury. The covering should be easily removed and reinstalled for judging. Foam "pool noodles" and multiple layers of cardboard are acceptable.
  11. Display cases for small exhibits are acceptable and must be easily opened so the item can be removed and examined as part of judging.
  12. Exhibits that include weaponry of any kind will be disqualified. Weaponry is defined as any instrument, possession, or creation, physical and/or electrical that is intended to be used to inflict damage and/or harm to individuals, animal life, and/or property.
  13. Trailers and large exhibits (those larger than 5 feet in any dimension) may be displayed outside, and exhibitors with such exhibits are to contact the Kansas State 4-H office **NO LATER THAN August 23rd** to arrange placement time and location.
  14. If the exhibit is powered by flammable liquids (gas, propane, kerosene, etc.) the fuel tank and lines should be drained and allowed to dry, to avoid spills and potential fires.
  15. Electric powered (battery, corded, solar, or alternative energy) should have a primary shutoff or disconnect switch.
  16. If a safety violation is noted by the judges, superintendent, or other staff, the exhibitor's exhibit, at the judges' discretion, will receive a deduction in ribbon placement or a participation ribbon.
  17. The exhibitor's name(s) and county or district must be tagged or labeled on the display.
  18. Each exhibitor is required to complete the "4-H Ag Mechanics Welding Exhibit Information Form" for each exhibit, except for display boards, which is available through your local K-State Research and Extension office or at <http://welding.engtech4ks.com/>. This form must be attached to the outside of a 10" x 13" manila envelope. Do not tie the envelope to the exhibit. All revisions of all forms previously released for the division dated prior to current year are void for use and new forms must be obtained and used that are dated by the State 4-H Office for the current year.
  19. Each exhibit information packet should include the following items:
    - a. Bill of materials for the project with associated costs, scrap items used may be listed as having a \$0.00 cost.
    - b. 1 to 5 pages of photos showing work on the exhibit, preferably from a beginning state to final or completed state.
    - c. If appropriate schematics or working drawings relating to the creation or repair, this is not required for display boards.
    - d. If appropriate operating instructions.
  20. For State Fair eligibility, exhibit must be easily manageable by one person.
  21. Each exhibitor may enter one exhibit per class.
5558. \*Display Board— 3 foot by 3 foot display board with different pieces of metal attached illustrating different types of welds, each weld being labeled (welding) OR different pieces of forged metal attached (smithing)
- Division Junior (Ages 7-8)
5550. \*Junior Welding Ag Repair—Repair of ag equipment with welding
5551. \*Junior Welding Ag Fabrication—Creation of new ag equipment with welding
5552. \*Junior Welding General Repair—Repair of non-ag equipment with welding
5553. \*Junior Welding General Fabrication—Creation of non-ag equipment with welding
5554. \*Junior Welding Artistic Fabrication—Creation of artistic or interpretive pieces with welding
5555. \*Junior Brazing Repair
5556. \*Junior Brazing Fabrication
5557. \*Junior Smithing—A design forged with at least one to four elements
- Division Intermediate (Ages 9-13)
- This level is designed for youth with some experience in the project area allowing them to expand on common principles and methods in the given area.
5560. Intermediate Welding Ag Repair—Repair of ag equipment with welding
5561. Intermediate Welding Ag Fabrication—Creation of new ag equipment with welding
5562. Intermediate Welding General Repair—Repair of non-ag equipment with welding
5563. Intermediate Welding General Fabrication—Creation of non-ag equipment with welding
5564. Intermediate Welding Artistic Fabrication—Creation of artistic or interpretive pieces with welding
5565. Intermediate Brazing Repair
5566. Intermediate Brazing Fabrication
5567. Intermediate Smithing—A design forged with at least one to four elements
- Division Senior (Ages 14 and older)
- This level is designed for youth with vast experience in the project area allowing them to master common principles and methods and expand on advanced techniques in the given area.
5570. Senior Welding Ag Repair—Repair of ag equipment with welding
5571. Senior Welding Ag Fabrication—Creation of new ag equipment with welding
5572. Senior Welding General Repair—Repair of non-ag equipment with welding

- 5573. Senior Welding General Fabrication—Creation of non-ag equipment with welding
- 5574. Senior Welding Artistic Fabrication—Creation of artistic or interpretive pieces with welding
- 5575. Senior
- 5576. Senior Brazing Fabrication
- 5577. Senior Smithing—A design forged with at least one to four elements

### EDUCATIONAL EXHIBITS RULES

1. For notebooks, display boards, and posters, no additional exhibit information is required; no manila envelope is needed for these exhibits.
2. Exhibits are to have a **clear link to the Engineering and Technology area** of Ag Mechanics Welding.
3. Exhibits in posters, notebooks and display boards must contain substantial supporting educational materials.
4. Educational display boards, posters and notebooks should be creative and showcase details about the knowledge learned in the project during the current 4-H year. Value is placed on youth who can demonstrate how their skills have increased while completing the project. Each exhibit will be judged on uniqueness, creativity, neatness, accuracy of material, knowledge gained, and content. An exhibit judging score sheet available at Ag Mechanics Scoresheet.
5. Follow copyright laws, citing all sources of information in a standard notation Sources of information must be cited on the front of your exhibit, including all posters and educational display boards.
6. Educational displays are not to exceed a standard commercial 4' high X 3' wide X 2' deep. No card table exhibits will be allowed. Care should be taken to use durable materials that will withstand Kansas State Fair conditions.
7. Posters are limited to commercial 3' X 4' trifold display boards.
8. "Construction Kits" that are part of Educational displays must be contained in cases (tackle boxes, sealable containers, etc.) that may not be larger than 1' x 2' x 2' and must have a latch which securely keeps all components contained in the "Construction Kits". Other components are to adhere to appropriate dimensions as stated elsewhere.
9. Educational Project notebooks must be organized in a 3-ring binder.
10. Any three-dimensional poster or display board exhibits may not be thicker than 2 inches.
11. Exhibitor's name, county, or district, age, and year(s) in project must be tagged or labeled on the back of the exhibit. Exhibit cards are not sufficient as they may be removed or repositioned for display. Failure to label an exhibit may result in one ribbon
12. Exhibits should possess the following qualities (in no particular order):
  - a. A central theme
  - b. What you want others to learn
  - c. Be designed and constructed in a manner befitting the exhibit
  - d. Be something you are interested in
13. If a safety violation is noted by the judges, superintendent, or other staff, the exhibitor's exhibit,

at the judge's discretion, will receive a participation ribbon.

### EDUCATIONAL DISPLAYS

Division Junior (Ages 7-8)

- 5472. \*Junior Ag Mechanics/Welding Educational Display
- 5473 \*Junior Ag Mechanics/Welding Educational Notebook

5474 \*Junior Ag Mechanics/Welding Educational Poster  
Intermediate Division (Ages 9 – 13)

- 5475 Intermediate Ag Mechanics/Welding Educational Display
- 5476 Intermediate Ag Mechanics/Welding Educational Notebook
- 5477 Intermediate Ag Mechanics/Welding Educational Poster

Senior Division (Ages 14 years and older)

- 5478 Senior Ag Mechanics/Welding Educational Display
- 5479 Senior Ag Mechanics/Welding Educational Notebook
- 5480 Senior Ag Mechanics/Welding Educational Poster

## AGRONOMY

(formerly Field Crops)

Purple/Blue \$3.00      Red \$2.00      White \$1.00

4-H members in the Agronomy (Field Crops) project may exhibit grain, plants, a wheat variety plot display or a weed control exhibit to prepare an educational display representing their project. The purpose of these exhibits is to provide a positive learning experience for youth, evaluating the accomplishments of the member within the project in that particular program year. The crops exhibit at the State Fair demonstrate to the public the benefits from the study and application of crop, weed, range and soil sciences to solving problems in management, conservation, sustainability and environmental protection.

1. Exhibits should be as mature as possible.
2. All 4-H agronomy exhibits must be checked in by 11:00 am on the Thursday, September 4th and remain in place until 6:00 pm on the second Sunday of the fair.
3. Every entry must be identified by hybrid or variety name.
4. All classes calling for a gallon sample may have a 2½ - 3 inch in diameter cylinder placed in a glass gallon container to reduce the amount of grain to three quarts. Attach both entry cards with a rubber band around the neck of the jar.
5. If variety is NOT stated where requested OR samples not tied where requested, ribbon placing will drop one placing.
6. Hay samples should be approximately 15"x12"x6". Maximum thickness of 6" and minimum of 5". Hay samples should be tied with a "T". Wrap the twine horizontally around the hay and tie, then wrap vertically and tie.

### WHEAT VARIETY PLOT DISPLAYS

The free-standing displays must not exceed the overall dimensions of 36" wide x 36" high x 18" deep (measured on the outside). Care should be taken to select durable materials that will withstand State Fair conditions.

Displays must not require the use of electricity. If booth exceeds overall dimensions, ribbon placing will be dropped one place.

1. These displays will have been planned and prepared by 4-H members enrolled in the wheat variety plot project.
2. Members must include the varieties provided in the display, but may include more varieties, if desired.

Basis for Awards:

- Educational Value 70%- Is the main idea of the display specific? Was the title or theme emphasized? Is the idea presented so clearly, so simply, so forcefully, that it will stop the casual observer? If the passerby stopped, did the display give the observer additional facts in a clear, concise way? For example, varietals differences in wheat, economic gains from adoption of desirable practices, etc.
- Quality of Display Material 30%- Size, style and neatness of lettering, proportion of models and lettering balanced, workmanship, including handouts, if used, charts, models and lettering used effectively to teach ideas, colorful, artistic, neat and well balanced.

2430. Wheat Variety Plot display

### WEED CONTROL EXHIBIT

1. Collect, identify, press, mount, and label a minimum of 15 weeds. Try to include their roots, stems, leaves and flowers. Three of the weeds must be noxious weeds preferably found in your home county. A standard 9"x12" scrapbook may be obtained in which to permanently mount your weed specimens. Identify the scrapbook with your name and county on the inside front cover.
2. Prepare a list of the weeds mounted, showing common name, scientific name, and where it was found. Place the list in a specially identified section of the scrapbook.
3. Collect and identify weed seeds found in crop seeds. Mount them for display purposes. Place them in a specially identified section of the scrapbook.
4. Write a story on "How We Control Weeds on Our Farm" if you live on a farm. Other members write "How We Control Weeds at Home". The story should be about 300 words in length. It must show definite methods used to control weeds. Place the story in a specially identified section of the scrapbook.

Basis for Awards:

Mounted weed collection: number of mounted specimens, completeness of individual mounts, correctness of identification and information, and neatness. Include record sheet of weeds.

- Records 50%
- Weed seed collection and exhibit 30%
- Story 20%

2440. Weed Control: Exhibit consists of the four items above.

### FIELD CROPS

1. Eligibility – Products exhibited in this division must have been grown by the 4-H member in the current

year, with the exception of soybean seed and edible field bean seed.

2. A 4-H member may exhibit a maximum of one entry per class.

#### Class Corn

2400. White – 10 ear exhibit. Variety or hybrid must be named.
2401. Yellow – 10 ear exhibit. Variety or hybrid must be named.
2425. Corn – Exhibit to consist of one-gallon sample. Variety must be named.

#### Class Grain Sorghum

2402. Hybrid Grain Sorghum – 10 head exhibit. Hybrid must be named.
2403. Hybrid Forage Sorghum – Exhibit to consist of the entire plant; no roots. Hybrid must be named. 5" bundle, tied.
2404. Other Forage Sorghum - Exhibit to consist of the entire plant; no roots. Hybrid must be named. 5" bundle, tied.

#### Class Wheat - One gallon sample

2405. Soft Red Winter Wheat. Variety or hybrid must be named.
2406. Hard Red Winter Wheat. Variety or hybrid must be named.
2407. Hard White Wheat. Variety or hybrid must be named.

#### Class Sunflowers

2408. Confectionary heads. 3 heads must be submitted.
2409. Confectionary seeds in jar. 1 gallon jar to be submitted.
2410. Oil seed heads. 3 heads must be submitted.
2411. Oil seeds in jar. 1 gallon jar to be submitted.

#### Other Crops

2412. Oats: Exhibit to consist of one-gallon sample. Variety must be named.
2413. Barley: Exhibit to consist of one-gallon sample. Variety must be named.
2417. Brome Grass Seed: Exhibit to consist of one-gallon sample of seed.
2418. Other Tame Grass Seed: Exhibit to consist of one-gallon sample of seed.
2421. Edible field beans: Exhibit to consist of one-gallon sample of seed from most recent harvest
2422. Edible field beans: Bundle of five plants (with roots intact) from most recent harvest (Example – Lentils)
2423. Miscellaneous Crops: Exhibit to consist of one gallon sample of seed or 10 heads produced from current project. Variety must be named. (Example - Popcorn)
2424. Cotton: Provide 10 open bolls, not 10 plants. Place bolls in a bag that can breathe (not a sealed plastic bag), so mold does not develop.

#### Class Hay Crops

2415. Alfalfa Hay: Exhibit to consist of one flake or slice from a rectangular bale, or a 10-inch section cut from a round bale. The flake or slice should be approximately 6 inches in thickness and tied in two directions. Variety must be named.
2416. Native Grass Hay: Ten-inch flake or slice, 6 inches thick and tied in two directions.

2426. Cool Season Grass (e.g. fescue, brome, etc.): Ten-inch flake or slice, 6 inches thick and tied in two directions.

#### Class Soybeans

2419. Soybeans: Exhibit to consist of one-gallon of seed from most recent harvest. Variety must be named.

2420. Soybeans: Bundle of 5 plants from most recent harvest. Variety must be named.

## **ASTRONOMY**

Purple/Blue \$3.00    Red \$2.00    White \$1.00

This Engineering and Technology exhibit area is designed to provide youth with the opportunity to explore space through telescopes, research, and observation.

1. Each exhibitor may enter one exhibit per class. .
  2. Telescopes entered in this division may be built from a kit or by original design. Pre-finished telescopes, which require no construction are not acceptable exhibits.
  3. Telescopes are limited to no more than three feet in length. They must be placed on a stationary stand that does not allow the telescope to roll and/or fall over. The stand cannot extend past two feet in length or width.
  4. Each State Fair telescope exhibit must include a "4-H Astronomy Exhibit Information Form," which is available through your local K-State Research and Extension office or at <https://www.engtech4ks.com/astronomy/>. This form must be attached to the outside of a 10" x 13" manila envelope. Do not tie the envelope to the exhibit. All revisions of forms previously released for the Engineering & Technology division dated prior to current year are void for use and new forms must be obtained and used that are dated by the Kansas State 4-H Office for the current year. You must also include construction plans (or a photocopy) for the telescope and place it inside the manila envelope.
  5. See the last section for full details about exhibiting posters, display boards and notebooks.
  6. At least two photographs showing telescope construction and operation are required. Photographs should be mounted on one side of an 8 1/2" x 11" page. A brief caption should accompany each photograph. Place photos in the 10" x 13" manila envelope. Up to 10 pages of pictures can be included.
  7. The telescope must be properly assembled and painted with a smooth and uniform finish.
  8. Telescopes designed by the exhibitor must be original, not a modification of an existing kit.
  9. Exhibitor's name, county or district, age, and year(s) in project must be tagged or labeled on the telescope.
  10. If a safety violation is noted by the judges, superintendent, or other staff, the exhibitor's exhibit, at the judges' discretion, will receive a participation ribbon.
  11. Exhibitors under the age of 9 are not eligible to exhibit at Kansas State Fair.
5500. Telescope made from kit  
5501. Telescope made from original design  
5502. \*Other Astronomy Exhibit

## **EDUCATIONAL EXHIBITS RULES**

1. For notebooks, display boards, and posters, no additional exhibit information is required; no manila envelope is needed for these exhibits.
2. Exhibits are to have a **clear link to the Engineering and Technology areas** of astronomy.
3. Exhibits in posters, notebooks and display boards must contain substantial supporting educational materials.
4. Educational display boards, posters and notebooks should be creative and showcase details about the knowledge learned in the project during the current 4-H year. Value is placed on youth who can demonstrate how their skills have increased while completing the project. Each exhibit will be judged on uniqueness, creativity, neatness, accuracy of material, knowledge gained, and content. An exhibit judging score sheet available at <http://astronomy.engtech4ks.com/>
5. Follow copyright laws, citing all sources of information in a standard notation. Sources of information must be cited on the front of your exhibit, including all posters and educational display boards.
6. Educational displays are not to exceed a standard commercial 4' high X 3' wide X 2' deep.. No card table exhibits will be allowed. Care should be taken to use durable materials that will withstand Kansas State Fair conditions.
7. Posters are limited to commercial 3' X 4' tri-fold display boards.
8. "Construction Kits" that are part of Educational displays must be contained in cases (tackle boxes, sealable containers, etc.) that may not be larger than 1' x 2' x 2' and must have a latch which securely keeps all components contained in the "Construction Kits". Other components are to adhere to appropriate dimensions as stated elsewhere.
9. Educational Project notebooks must be organized in a 3-ring binder.
10. Any three-dimensional poster or display board exhibits may not be thicker than 2 inches.
11. Exhibitor's name, county, or district, age, and year(s) in project must be tagged or labeled on the back of the exhibit. Exhibit cards are not sufficient as they may be removed or repositioned for display. Failure to label an exhibit may result in one ribbon placing deduction.
12. Exhibits should possess the following qualities (in no particular order):
  - a. A central theme
  - b. What you want others to learn
  - c. Be designed and constructed in a manner befitting the exhibit
  - d. Be something you are interested in
13. If a safety violation is noted by the judges, superintendent, or other staff, the exhibitor's exhibit, at the judge's discretion, will receive a participation ribbon.

### Junior Division (Ages 9 – 13)

5730 \*Junior Astronomy Educational Display

5734 \*Junior Astronomy Educational Notebook

5735 \*Junior Astronomy Educational Poster

### Intermediate Division (Ages 9 – 13)

5731 Intermediate Astronomy Educational Display

5732 Intermediate Astronomy Educational Notebook

5733 Intermediate Astronomy Educational Poster

### Senior Division (Ages 14 years and older)

5736 Senior Astronomy Educational Display

5737 Senior Astronomy Educational Notebook

5738 Senior Astronomy Educational Poster

## **BUILDING BLOCK ENGINEERING**

(formerly STEM Architectural Block Construction)

Purple/Blue \$3.00 Red \$2.00 White \$1.00

This project area focuses on using architectural blocks (“Legos”) to construct dioramas. This project allows youth to explore architectural design in a three-dimensional space. The intent for this program is to allow youth to explore the construct and gain knowledge through interaction with a common toy. This division is not intended for youth wishing to exhibit constructed kits. Kits and non-diorama displays should not be displayed in this division. “Store bought” sets should be considered an arts and crafts entry. The intent of this is to ensure fairness among exhibitors and encourage maximum creativity instead of just following a set of plans.

1. Each exhibitor may enter no more than two exhibits in this division.
2. Total exhibit dimensions may not exceed 2 feet high, by 2 feet wide, by 2 feet deep.
3. The minimum exhibit dimensions must be at least 6 inches wide and deep.
4. All exhibits are required to be placed in a sturdy see-through enclosure with a top, bottom, and 4 sides. A ‘clear’ tub turned upside down with the exhibit placed on the lid would be an acceptable enclosure. It may be desirable to place a cutting board or other hard surface between the lid and base plate of the exhibit to make it sturdier. This is to keep exhibit components from being “scattered to parts unknown” at the fair. The outer dimensions of the enclosure **do not count** towards the total exhibit dimensions but should not be excessive. The entire exhibit should fit in the display enclosure, so the enclosure does not smash into the exhibit during movement.
5. All components used in construction should be dust and hair free, clean, free of chips, scuffs, cracks, or broken blocks
6. Gaps or cracks should not be visible between assembled blocks unless they fit with the story, for example an earthquake
7. The primary building component should be interlocking blocks, commonly referred to by the brand name of Lego®
8. Other components can be integrated into dioramas to illustrate architectural aspects that may be difficult to convey with traditional interlocking blocks, for example marbles for small round objects
9. The use of existing “store bought” sets for major elements of the display is not allowed, use of figurines from sets is allowed as is using individual bricks or small sub-assemblies to create something different than the set it came from. For example a car hood or

front end from a car kit could be used in a “car museum,” just not the entire car. The intent of this is to ensure fairness among exhibitors and encourage maximum creativity instead of just following a set of plans.

10. Dioramas should be suitably complex and have multiple elements. For example, a camp site that has a log cabin, a tree fort, and a car.
11. All dioramas should have a story, which is part of the information pack, that describes what is happening in the diorama; this can be as simple (the nursery rhyme “Jack and Jill” for example) or complex as needed to explain to someone looking at the exhibit what is happening.
12. Vehicles that are intended to stay in a single place should be affixed to base plates with sticky tack, hot glue, or other method
13. Mechanical enhancements or motion elements that add motion to the diorama are acceptable and encouraged. For example, merry-go-rounds, doors, elevators, gears, marbles going down a channel, flapping wings, animatronics, etc. If included judges should be able to use them and instructions should be provided for operation either in the story or on a separate page.
14. Artistic designs, for example recreating paintings like the “Mona Lisa” or “Starry Nights” and structures like “David” are not permitted as exhibits and one ribbon placing should be deducted, these exhibits should be displayed in Visual Arts.
15. The exhibitor’s name(s) and county or district must be tagged or labeled on the display. Additionally the display case should have the exhibitor’s information attached to both the lid and clear container as well, as the case may be separated from the display.
16. Entry of either a packet without an accompanying exhibit or an exhibit without a packet is not a sufficient exhibit.
17. Each exhibitor is required to complete the “4-H Building Block Engineering Exhibit Information Form” which is available through your local K-State Research and Extension office or at <http://blocks.engtech4ks.com/>. This form must be attached to the outside of a 10” x 13” manila envelope. Do not tie the envelope to the exhibit. All revisions of forms previously released for the division dated prior to current year are void for use and new forms must be obtained and used that are dated by the Kansas State 4-H Office for the current year.
18. Each exhibit information packet should include the following items:
  - a. 1 to 5 pages of photos showing work on the exhibit, preferably from a beginning state to final or completed state. Final pictures help in determining where a part might go in case something comes loose.
  - b. If appropriate operating instructions for mechanical portions of the diorama.

Kansas State Fair Quota: Counties are limited to FOUR exhibits at the state fair to insure sufficient space for all exhibitors. County fair judges should work with superintendents and county extension staff to pick up to FOUR exhibits and if applicable backup exhibits.



5712. \*Junior – Interlocking brick diorama built from scratch
5710. Intermediate – Interlocking brick diorama built from scratch
5711. Senior – Advanced interlocking brick diorama built from scratch

## EDUCATIONAL EXHIBITS RULES

1. For notebooks, display boards, and posters, no additional exhibit information is required; no manila envelope is needed for these exhibits.
2. Exhibits are to have a **clear link to the Engineering and Technology area** of Building Block Engineering.
3. Exhibits in posters, notebooks and display boards must contain substantial supporting educational materials.
4. Educational display boards, posters and notebooks should be creative and showcase details about the knowledge learned in the project during the current 4-H year. Value is placed on youth who can demonstrate how their skills have increased while completing the project. Each exhibit will be judged on uniqueness, creativity, neatness, accuracy of material, knowledge gained, and content. An exhibit judging score sheet available at <http://blocks.engtech4ks.com/>.
5. Follow copyright laws, citing all sources of information in a standard notation Sources of information must be cited on the front of your exhibit, including all posters and educational display boards.
6. Educational displays are not to exceed a standard commercial 4' high X 3' wide X 2' deep. No card table exhibits will be allowed. Care should be taken to use durable materials that will withstand Kansas State Fair conditions.
7. "Construction Kits" that are part of Educational displays must be contained in cases (tackle boxes, sealable containers, etc.) that may not be larger than 1' x 2' x 2' and must have a latch which securely keeps all components contained in the "Construction Kits". Other components are to adhere to appropriate dimensions as stated elsewhere.
8. Posters are limited to commercial 3' X 4' tri-fold display boards.
9. Educational Project notebooks must be organized in a 3-ring binder.
10. Any three-dimensional poster or display board exhibits may not be thicker than 2 inches.
11. Exhibitor's name, Extension Unit, age, and year(s) in project must be tagged or labeled in a prominent location on the notebook, and/or "Construction Kit." For education displays and/or posters the exhibitor's name, county, or district, age, and year(s) in project must be tagged or labeled on the back of the exhibit. Exhibit cards are not sufficient as they may be removed or repositioned for display. Failure to label an exhibit may result in one ribbon placing deduction.
12. Exhibits should possess the following qualities (in no particular order):
  - a. A central theme
  - b. What you want others to learn
  - c. Be designed and constructed in a manner befitting the exhibit
  - d. Be something you are interested in

13. If a safety violation is noted by the judges, superintendent, or other staff, the exhibitor's exhibit, at the judge's discretion, will receive a participation ribbon.

## Junior Division (Ages 7- 8)

- 5487 \*Junior Building Block Engineering Educational Display
- 5488 \*Junior Building Block Engineering Educational Notebook
- 5489 \*Junior Building Block Engineering Educational Poster

## Intermediate Division (Ages 9 – 13)

- 5481 Intermediate Building Block Engineering Educational Display
- 5482 Intermediate Building Block Engineering Educational Notebook
- 5483 Intermediate Building Block Engineering Educational Poster

## Senior Division (Ages 14 years and older)

- 5484 Senior Building Block Engineering Educational Display
- 5485 Senior Building Block Engineering Educational Notebook
- 5486 Senior Building Block Engineering Educational Poster

# CLOTHING AND SEWING DIVISION

**All clothing division items (sewing and textile design, shopping in style, fashion revue) will be judged as a pre-fair judging event. Fiber arts is also judged at this same pre-fair judging event. See schedule at front of fair book for day/time details.**

**All garments or articles that are pre-judged must be displayed at the fair in order for the Exhibitor to receive ribbon or prize money.**

## SEWING and TEXTILE DESIGN

(formerly Clothing & Textiles – Construction)

Purple/Blue \$3.00 Red \$2.00 White \$1.00

1. An Exhibitor may have two garment or outfit entries per class the Exhibitor is enrolled in. Sewing boxes and educational exhibit count as an article entry. For State Fair: one constructed piece and one educational exhibit.
2. The double section entry card should be completed and attached to the garment.
3. Each garment or article are recommended to be labeled. Identification Labels should be typed or written on 3 inch x 2½ inch piece of cloth and should include: Class Number, County or District, and Name. This is required at state fair, but you will not be deducted at the county level if it is not included. Label should be sewn on the inside of the garment (back of neck, center back of waistband or left end of apron band. Label each piece.
4. Pre-cut kits are acceptable for all clothing classes. **All articles/garments must be finished for use.**

5. **Educational Exhibit:** Share with others what you learned in this project. (May be a notebook, poster or other display.) If a poster, it must not be larger than 22" x 28". Take care to select durable material that will withstand State Fair conditions. Total display space must be no more than 12" high by 12" deep and 18" long. NO card table displays are allowed. Name and county must be clearly marked on educational exhibits.
6. **Awards:** An award will be presented to the overall construction champions in Junior, Intermediate, and Senior Divisions.
7. No live animals may accompany the participant, exceptions include service animals.

#### Beginner Division

4007. \*An article, garment or outfit constructed by a 7 to 8 year old exhibitor
4008. \*Educational exhibit prepared by a 7 to 8 year old exhibitor

#### Junior Division

4000. An article, garment or outfit constructed by a 9 to 11 year old exhibitor
4001. Educational exhibit prepared by a 9 to 11 year old exhibitor

#### Intermediate Division

4002. An article, garment or outfit constructed by a 12 to 14 year old exhibitor
4003. Educational exhibit prepared by a 12 to 14 year old exhibitor

#### Senior Division

4004. An article, garment or outfit constructed by a 15 to 18 year old exhibitor
4005. Educational exhibit prepared by a 15 to 18 year old exhibitor

#### Other Division

4006. Recycled Clothing Project – An item made of at least 50% recycled material (recycled means reusing an existing item in a new way). Could be remaking/ redesigning a garment, re-purposing a clothing item for a new use, etc. Must include sewing of some kind. A 3"x5" index card MUST accompany entry describing the recycled materials and how they were used in the item.
4009. \*Sewing Box (should include shears, scissor, thimble, needles, thread, tape measure, sewing (hem) gauge, tailors chalk or marking pens, small notebook, needle container, pin cushion.) Members should be able to describe each item's use to the judge. Counts as an article entry.

## **SHOPPING IN STYLE**

(formerly Clothing & Textiles – Buymanship)

4-H members will learn what clothing styles look best on them while they also gain skills in building a versatile wardrobe and staying within their budget.

Each year enrolled in Shopping in Style should build on previous year's learning experience. **Exhibit one of the following options that align with the 4-H member's Shopping in Style level.**

1. Posters can be flat poster board or foam board, no larger than 22" x 28."

2. Tri-fold educational displays must be free standing and no larger than 36" x 48."
3. Photos of 4-H member in purchased outfit must demonstrate criteria as outlined on scoresheet. Consider multiple angles, good light and highlight details so that the judge may accurately evaluate the exhibit.
4. Exhibits should include actual photos of 4-H member in garments, and may also include pictures from magazines or the internet.

4023. \*Shopping in Style: Junior (age 7-8)

4020. Shopping in Style: Junior (age 9)

Choose one of the following activities from Unit 1 or Unit 2 of the curriculum project manuals. Exhibit should consist of poster that showcases:

**A.** a garment you purchased that reflects your personal style and explains how this garment reflects your style and how it influences what others think of you;

**OR B.** a garment you purchased and explains how your personal style either aligns or contradicts what is considered to be "in style" today.

**OR C.** a garment you purchased and explains or illustrates how this garment is a modern version of a fad or fashion from an earlier decade;

**OR D.** a garment you purchased and explains how this garment reflects a different ethnic or cultural influence;

**OR E.** a garment you purchased and includes a color discussion that provides an overview of how different colors complement different hair colors and skin tones and how that influenced garment selection.

4021. Shopping in Style: Intermediate (age 10-13)

Choose one of the following activities from Unit 3 or Unit 4 of the curriculum project manuals. Exhibit should consist of a display that showcases:

**A.** an outfit you purchased to wear with a clothing item that was already in your wardrobe that still fit but you didn't wear anymore. Explains why the clothing item was not being worn and what you did to transform it into a wearable garment again.

**OR B.** a top and bottom that you purchased, as well as at least three pieces of clothing in your existing wardrobe that you can mix and match with the new items to create multiple outfits. Includes a clothing inventory and explain what you have learned by completing this activity.

**OR C.** an outfit you purchased and explain why you selected the garment you did, your shopping budget, and cost per wear;

**OR D.** an outfit you purchased and explain how advertising influences clothing purchases making a distinction between wants and needs. Include your shopping budget and cost per wear.

**OR E.** an outfit you purchased along with a cost comparison between garments/accessories purchased vs. sewing/constructing the outfit. Comparison should include variety of shopping options and/or price tracking at stores over a period of time.



## 4022. Shopping in Style: Senior (age 14-18)

Choose one of the following activities from Unit 5 or Unit 6 of the curriculum project manuals. Exhibit should consist of a display that showcases:

**A.** an outfit you purchased and care requirements not only for this garment but also for garments made of other natural and synthetic fibers. Display should also include a care cost analysis for garments of different fibers;

**OR B.** an outfit you purchased which you have repaired or altered. Include a clothing inventory list which includes cost savings for repaired items as compared to purchasing replacement garments;

**OR C.** an outfit you purchased along with plans and commentary for a fashion show that that would capture the attention of an audience. Plans should identify target audience, venue, theme, budget, and logistical plan for the fashion show;

**OR D.** an outfit you purchased and explain 3 methods of clothing repair that you have learned, i.e. torn seam, torn hem, replacing a button, etc. Display should also include photos and list of your assembled clothing first aid kit. Include itemized expenses;

**OR E.** An outfit you purchased, and feature any other completed activity from the Shopping In Style curriculum of your choosing that isn't listed above.

## FASHION REVUE

Purple/Blue \$3.00 Red \$2.00 White \$1.00

1. All Exhibitors must complete the following forms and deliver them at check-in. The forms are available at the Extension Office or on the county fair 4-H website.
  - a. Script to be read during Public Revue; and
  - b. Photo as described below.
2. **Photo for Fair Display:** A 4" x 6" picture of the model (both boys and girls) in the garment styled for judging of Shopping in Style is to be presented to the judge at the time of judging. This picture will be displayed at the fair.
3. Contestants should use good sense in choosing items that are appropriate to be modeled publicly.
4. To be eligible for State Fair, an Exhibitor must be 10 years old before January 1 of the current year.
5. **County contest will be divided into the following age groups:**
  - a. Junior Group - age 7-9 years before January 1.
  - b. Intermediate Group - age 10-13 years before January 1.
  - c. Senior Group - age 14 and up before January 1. Boys and girls.
6. Ribbons and prize money will be withheld if participants do not participate in the Public Fashion Revue.
7. No live animals may accompany participant in public revue; exception needed service animals.
8. Exhibitors may enter two classes, one entry per class.
9. Exhibits should be from current year's project work.
10. Outfit must be purchased or constructed and modeled by the 4-H member.

## SHOPPING IN STYLE FASHION REVUE

6010. For members age 14-18, enrolled in Shopping In Style project
6020. For members age 10-13, enrolled in Shopping In Style project
6030. For members age 7-9, enrolled in Shopping In Style project

## SEWING & TEXTILE DESIGN FASHION REVUE

- 6000 For members age 14-18, enrolled in Sewing and Textile Design project
- 6005 For members age 10-13, enrolled in Sewing and Textile Design project
- 6008 For members age 7-9, enrolled in Sewing and Textile Design project



## CLUB/CHAPTER DISPLAYS, NOTEBOOKS, EXHIBITS & BOOTHS

### BOOTH CLASS

Purple/Blue \$10.00 Red \$8.00 White \$6.00

1. Booths should positively represent the 4-H Youth Development experience in alignment with Kansas 4-H and K-State Research and Extension. Visit <https://www.kansas4-h.org/resources/marketing> for resources.
2. Each booth should illustrate or demonstrate a phase of work which is being practiced by club/chapter members within the club/chapter represented.
3. **Creative use of the current year's Fair theme is encouraged.**
4. Exhibit material shall have been made or grown by club members this year.
5. Articles belonging to individuals are to bear the name of the club member in an inconspicuous place. Articles or products within the booth can be exhibited also in the individual classes.
6. Booths are approximately six feet square. Booth exhibits removed without permission will not receive premium money. 4-H/FFA members are encouraged to take the responsibility of putting up the booths.
7. Basis of Award:

### Educational Value 40%

- a. Presents suggestions, striking facts or clinching arguments, simple in form, quickly grasped and ease of accomplishment.
- b. Shows extent which 4-H work involved meets a fundamental need.

- c. Promotes decision and action - gives yields, savings, increased returns or other benefits which adoption of practices represents.

**Interest And Originality** 20%

- a. Presents original, unusual or striking method of exhibition. Uses life, motion, action, color or light to emphasize the main idea presented.
- b. Holds interest of people until they have read or observed essentials of the materials presented.
- c. Uses familiar illustrative material.
- d. Uses method demonstration or simple contrast.

**Appearance** 20%

- a. General appearance, artistic, neat and attractive.
- b. Title sign showing subject of exhibit.

**Quality Of Display Material** 20%

- a. Maps, labels and charts designed to feature effectively the work or practice presented. Consider size of letters and cards in relation to importance of idea.
- b. Quality of products grown or articles made.

8340 \*4-H Club Booth

8341 \*FFA Chapter Booth

### BANNER CLASS

Purple/Blue \$10.00 Red \$8.00 White \$6.00

1. Banners should positively represent the 4-H Youth Development experience in alignment with Kansas 4-H and K-State Research and Extension. Visit <https://www.kansas4-h.org/resources/marketing> for resources.
2. Each banner should illustrate a phase of 4-H and FFA work which is being practiced by members in 4-H/FFA or promotes the specific program in general. Creative use of the current year's fair theme is encouraged.
3. Banners are a two-dimensional display, depicting one idea.
4. Dimensions are to be no less than 12 or no more than 16 square feet, with no side less than 3 feet.
5. Banners should be made of materials that permit the banner to be folded or rolled without damaging the display. Three dimensional objects **may not** be attached to the banner.
6. A label is to be attached to the front lower left-hand corner of the banner (as you face it) giving the name of the club and county. Names of club/chapter members is optional. Waterproof ink prevents smearing and is recommended for the label. Letters should be 2" in height.
7. Banners must be hung on a rod strong enough to support the banner. On each end of the dowel rod, there must be a chain six inches long. On the other end of the six inch chain attach an "S" hook which will permit the banner to be suspended by the chains on the wire in the Exhibit Building. Banners mounted any other way risk not being displayed due to technical problems.
8. 4-H/FFA exhibitors (individual or group) should avoid using copyrighted materials whenever possible by originating his/her own work. Copyrighted and/or trademarked materials utilized in banners, displays, demonstrations, posters or other activities for

endorsement or promotion instead of educational purposes will be disqualified and will not be displayed or receive ribbons or premium.

9. Creative use of the current year's fair theme is encouraged.
10. 4-H Clubs/FFA Chapters may enter BOTH a banner and a booth at the county level if they wish.
11. Basis of evaluation

**Education Value** 40%

- a. Presents suggestion or striking facts that are simple in form and quickly grasped, or
- b. Shows extent to which 4-H/FFA involvement meets a fundamental need, or
- c. Promotes decision and action.

**Interest & Originality** 20%

- a. Presents original, unusual or striking method of exhibition.
- b. Holds interest of people until they have read or observed essentials of the message.
- c. Defines clearly one central idea.

**Appearance** 20%

- a. General appearance, artistic, neat and attractive.
- b. Can be viewed and read (if words are used) at distance up to 20 feet.

**Quality Of Display Materials** 20%

- a. Display must be made of materials that
- b. will permit the banner to be rolled/folded and displayed repeatedly without damaging the banner.
- c. Banner must be minimum of 12 and maximum of 16 square feet, with no side less than 3 feet.
- d. Banners should be hung on a rod as specified above.

8342 \*Banners – Starting in 2015 banners will no longer be displayed at State Fair.

### 4-H CLUB FOOD DISPLAY CLASS

Purple/Blue \$10.00 Red \$8.00 White \$6.00

1. Food Displays should positively represent the 4-H Youth Development experience in alignment with Kansas 4-H and K-State Research and Extension. Visit <https://www.kansas4-h.org/resources/marketing> for resources.
2. Creative use of the current year's fair theme is encouraged.

Judging Scorecard is:

**Interest And Originality** 50%

- a. Original, unusual method of display
- b. Holds interest of people
- c. Has one central theme
- d. Has an educational message

**Appearance** 40%

- a. Neat, artistic and attractive
- b. Can be read & viewed at a distance
- c. Names and placings of each 4-Her legible
- d. Colors coordinate

**Quality Of Display Materials** 10%

8343. \*Each club will make a display using food entries food project members. Because the food judging is a pre-fair event, it is the club's choice if they want to use pictures of each food item or the pieces of

the actual food items. It is the club's responsibility to preserve/store food between judging and the assembly of the display.

## CLUB NOTEBOOKS

Purple/Blue \$3.00 Red \$2.00 White \$1.00

The officer/member(s) completing and submitting the notebook on behalf of the club is encouraged to participate in consultation judging. If no member is present at time of judging, it will be judged without consultation. The club will receive the premium, not the members as it may be a group effort to develop the exhibit.

- 8345. \*Secretary's notebook
- 8346. \*Club reporter's notebook
- 8347. \*Club treasurer's notebook
- 8348. \*Health notebook
- 8349. \*Historian notebook
- 8350. \*Recreation notebook
- 8351. \*Miscellaneous club notebooks

## COMPUTER SCIENCE

(formerly STEM Computers)

Purple/Blue \$3.00 Red \$2.00 White \$1.00

The Kansas 4-H Computer Science System project is designed to allow 4-H members to explore how information is moved from one part of the computer to the other; how information is moved between two or more computer systems (networking); how information is stored; or how information is acted on (programming).

1. The actual construction of computer hardware (For example, building a computer, which would include computer components plugged into a motherboard, discrete circuitry soldered on a printed circuit board, or wire-wrapped circuitry) will be entered in the Electronics Division, except for exhibits entered in Class 5594.
2. If a safety violation is noted by the judge, superintendent, or other staff, the exhibitor's exhibit, at the judge's discretion, will receive a participation ribbon. A safety violation could include Malware, a virus, or any similar program that potentially is harmful.
3. Each exhibitor may enter one exhibit per class.
4. All exhibits in the Computer Science division must be entered on a USB drive containing all supporting documents as listed below for each class.
  - a. The USB drive should be included in a manilla folder with the Computer Exhibit Form (found at <https://bit.ly/3QMbtV> or your local extension office) attached to the front.
5. The USB drive should be labeled with the 4-H member's name and county.
6. The exhibitor must provide all equipment needed for the judge to view and evaluate their exhibit.
7. Regardless of exhibitor age, computer systems exhibits in this division must refer to the Kansas State Fair book "4-H COMPUTER SCIENCE" section for exhibit paperwork and entry expectations.

8. 4-H Computer Science resources are available at [www.STEM4KS.com](http://www.STEM4KS.com).
9. Judging is based on 4-H Engineers Journal (what I learned to make it work; 50% of overall score), Instructions (how I help others make it work); Functionality (how does it work); Diagrams/Code (how I think it works).
10. Exhibitors under the age of 9 are not eligible to exhibit at Kansas State Fair.

5590. Computer Program, application, app, script, or coded system that is new and unique. (Not merely a file run in a program, such as a "word document" or a picture drawn in "Microsoft Paint.")
5591. Coded Website built entirely by the 4-H member (no use of pre-made template generator such as Wix or Squarespace). Items in this class could be coded in HTML, CSS, Javascript, Wordpress, or other web-based programming languages or platforms.
5592. Microcontroller or Microcomputer application – a small circuit board this is programmed to accomplish a specific task (projects built and programmed using Raspberry Pi, Arduino, etc.).

## EDUCATIONAL EXHIBITS RULES

1. For notebooks, display boards, and posters, no additional exhibit information is required; no manila envelope is needed for these exhibits.
2. Exhibits are to have a clear link to the Engineering and Technology area of computers
3. Exhibits in posters, notebooks and display boards must contain substantial supporting educational materials.
4. Educational display boards, posters and notebooks should be creative and showcase details about the knowledge learned in the project during the current 4-H year. Value is the project. Each exhibit will be judged on uniqueness, creativity, neatness, accuracy of material, knowledge gained, and content. An exhibit judging score sheet available at <https://bit.ly/3QNQD6h>.
5. Follow copyright laws, citing all sources of information in a standard notation Sources of information must be cited on the front of your exhibit, including all posters and educational display boards.
6. Educational displays are not to exceed a standard commercial 4' high X 3' wide X 2' deep. No card table exhibits will be allowed. Care should be taken to use durable materials that will withstand Fair conditions.
7. Posters are limited to commercial 3' X 4' tri-fold display boards.
8. "Construction Kits" that are part of Educational displays must be contained in cases (tackle boxes, sealable containers, etc.) that may not be larger than 1' x 2' x 2' and must have a latch which securely keeps all components contained in the "Construction Kits". Other components are to adhere to appropriate dimensions as stated elsewhere.
9. Educational Project notebooks must be organized in a 3-ring binder.
10. Any three-dimensional poster or display board exhibits may not be thicker than 2 inches.

11. Exhibitor's name, county, or district, age, and year(s) in project must be tagged or labeled on the back of the exhibit. Exhibit cards are not sufficient as they may be removed or repositioned for display. Failure to label an exhibit may result in one ribbon placing deduction.
12. Exhibits should possess the following qualities (in no particular order):
  - a. A central theme
  - b. What you want others to learn
  - c. Be designed and constructed in a manner befitting the exhibit
  - d. Be something you are interested in
13. If a safety violation is noted by the judges, superintendent, or other staff, the exhibitor's exhibit, at the judge's discretion, will receive a participation ribbon.

#### Junior Division (Ages 7 – 8)

5770 \*Junior Computer Science Educational Poster

5774 \*Junior Computer Science Display Board

5775 \*Junior Computer Science Notebook

#### Intermediate Division (Ages 9 – 13)

5771 Intermediate Computer Science Educational Poster

5772 Intermediate Computer Science Display Board

5773 Intermediate Computer Science Notebook

#### Senior Division (Ages 14 years and older)

5776 Senior Computer Science Educational Poster

5777 Senior Computer Science Display Board

5778 Senior Computer Science Notebook

## **ELECTRIC & RENEWABLE ENERGY** (formerly Energy Management)

Purple/Blue \$3.00 Red \$2.00 White \$1.00

1. Each Electronics & Renewable Energy exhibit must include a "4-H Electronics & Renewable Energy Information Form" which is available through your local K-State Research and Extension Office or at <http://electric.engtech4ks.com/>. This form must be attached to the outside of a 10" X 13" manila envelope. You must also include a wiring diagram or schematic. Place them inside the manila envelope. For notebooks, display boards, and posters, no additional exhibit information is required; no manila envelope is needed for these exhibits.
2. Items that have been in use should be cleaned for exhibit.
3. A sheet of operating instructions must be furnished and included in the manila envelope for any exhibit not self-explanatory.
4. Projects (classes 4600, 4601 and 4602) must be operable using only 110 or 120V AC or battery power. If battery power is required, batteries must be furnished.
5. Any project with a complexity of size or electronics must have (a) instructions for assembly and use and (b) equipment available at the time of judging for actual testing of the exhibit.
6. No hand dipped solder may be used on exhibits.
7. If a safety violation is noted by the judges, superintendent, or other staff, the exhibitor's exhibit,

at the judges' discretion, will receive a participation ribbon.

8. No exhibitor may enter more than two articles in each Class; one per class at State Fair.
4600. AC Electric Projects. Electric projects with a 110 or 120 V Alternating current (AC) power source. Some project examples are household wiring demonstrations, small appliances extension cords, trouble lights, indoor or outdoor wiring boards, or shop lights. Projects may be a restoration or original construction. The project must be operational and meet minimum safety standards. AC projects must be 110/120 V, no 240 V exhibits are allowed and must be constructed such that the judges have wiring access to examine the quality and safety of workmanship.
  4601. DC Electric Projects. Electric projects with a battery or direct current power source. This class includes electric kits or original projects. This class also includes demonstration DC powered project. Examples include: wiring two or three way switches, difference between series/parallel lighting circuits or wiring doorbells switches. All DC electric projects must include batteries supplied by Exhibitor. Projects must be constructed such that the judges have access to examine the quality of wiring workmanship.
  4602. Electronics Projects. Electronic projects with a battery or direct current power source. This class includes electronic kits or original projects. Examples include radios, telephones, toy robots, light meters, security systems, etc. May be constructed using printed circuit board, wire wrap, or breadboard techniques. Include instruction/assembly manual if from a kit. Include plans if an original project. Projects must be constructed such that the judges have access to examine the quality of wiring workmanship.
  4604. Newly built or repaired computers. This class is for newly built or repaired computers (laptop or PC) and allows 4-H members to demonstrate skills integrating the various parts of a computer into a single unit. Displays should show either a fully functional computer or show what the individual components do. The display should be free of dust and cabled neatly. Fully functional computers should boot up and do not need to include a monitor, keyboard, or mouse.
  4603. Educational Displays and Exhibits: The purpose of the educational display and exhibit is to educate the viewer about a specific area of the 4-H electrical or electronics project. The display or exhibit should illustrate one basic idea. This class includes any educational displays, exhibits or science fair type projects which DO NOT have a power source, i.e. exhibits, posters or displays of wire types, conduit types, electrical safety, tool or motor parts identification or electrical terminology. Educational displays and exhibits must be legible from a distance of four feet, using a maximum tri-fold size of 3' x 4'.



**ALTERNATIVE ENERGY** (A form of energy derived from a natural source, such as the sun, geothermal, wind, tides or waves) All exhibits in this division are limited in size to standard, tri-fold, display boards (36" X 48") and items may not extend beyond 12" from the back board. All displays must be self-standing.

4620. Educational Display - Create an exhibit that addresses a focused topic related to power generated from a renewable energy source. The purpose of the exhibit is to inform and create awareness.
4621. Experiment - Display an experiment addressing a problem or question related to power generated from a renewable energy source. Include hypothesis, background research, variables, a control, data, findings, conclusions and recommendations for future study.

## ENTOMOLOGY

Purple/Blue \$3.00 Red \$2.00 White \$1.00

If you've ever chased butterflies, caught a ladybug for a closer look, or planted a pollinator garden, the entomology project may be a great fit. You'll learn the anatomy of insects; the importance of pollinators, make an insect net; and possibly create an insect collection. Later, you'll study how insects move, learn about insecticides and explore insect behavior.

A participant may exhibit in the Entomology Collection, Entomology Notebook, and/or Educational Display categories. Each 4-H member may exhibit only one entry per class.

Kansas 4-H Entomology project page has resources for learning and exhibiting.

### COLLECTION CLASSES

1. All entries should be submitted in an 18 x 24 x 3.5-inch wooden display box with a clear plastic top (such as Plexiglas). Boxes can be handmade or purchased as long as they are of the correct size. [Box instructions and plans](#).
2. 4-H members may choose to use one of two taxonomies:
  - Option A: As printed in "Insects in Kansas" book, or
  - Option B: which follows [www.bugguide.net](http://www.bugguide.net).
3. Each exhibitor is required to identify each box with two identification labels bearing Exhibitor's name, county or district, the collection class 4-H'er is enrolled in and statement of taxonomy used. One label goes in the upper left corner of the box (inside) and the other on the lower right corner of the box (outside). Arrange specimens in the box so the box can be displayed lengthwise.
4. The number of orders, specimens (and families where required) must be included on both of the exhibitor's box identification labels. Only one adult insect per species can be used in the Collection Boxes and Notebook Classes, unless labeled as male or female and correctly identified.
5. Arrange specimens in groups or rows parallel to the short sides of the box. Specimens are to be arranged by Order in the box, then Family where required.
6. Two labels should be centered on the pin beneath each specimen. First (closest to the specimen) is the common name label and the second label should include date/locality. Full county name and state abbreviation should be on the second label. Collector's name (or host) on the date/locality label is optional.
7. The specimens should be collected by the exhibitor and should focus on Kansas insects. Insects may be collected from one county into bordering states and labeled accordingly. Please refer to [Entomology Collection Exhibit Resource](#) for full details on out-of-state insects in collections.
8. Only Specimens of the class Insecta should be included. *This means specimens from arachnids, such as spiders, millipedes, centipedes, ticks, mites, etc. will not be judged or included in overall specimen count.*
9. Purchased insects are not to be exhibited in collections, but they may be used in educational displays.
10. Specimens of soft bodied insects such as aphids, lice, termites, etc. should be exhibited in alcohol filled vials; however, the use of alcohol filled vials should be limited to only those specimens that lose their shape when pinned, since the vials pose a significant hazard to the rest of the collection if they become loose in transit.
11. Any major violation of rules will result in the exhibit being dropped one ribbon placing. Examples would include, but are not limited to: incorrect display box size, missing paperwork, feet on display boxes, no special project in notebooks, etc.
12. After the first year in Entomology, all 4-H members need to add an 8 ½ by 11-inch sheet of paper to their collection that states what they did to improve their collection for the current year. This should include how many new insects were added to the display box (please list), how many insects were replaced in the display box (please list), and number of new orders and/or families were added to the display box. Other optional things that could be included are number of insects caught for the year, number of new Orders added this year, number of talks and/or demonstrations given, activities participated in, leadership roles, etc. This paper should be taped to the upper left corner on the front of your display box.
13. The following insects are listed as Threatened or Endangered by the Fish and Wildlife Service. Because of this, no specimens of the below species may be caught or displayed in insect collections or educational displays. If specimens of these species are included in collections or educational displays, it will be counted as a major violation. Any major violation of rules will result in the exhibit being dropped one ribbon placing. Please refer to [www.kanas4-h.org](http://www.kanas4-h.org) on the Entomology project page for more information. Threatened or endangered species cannot be displayed in collections, BUT pictures are allowed. Pictures must be of the live

species. Youth cannot kill the insects to take pictures or damage the habitat.

- a. American Burying Beetle (*Nicrophorus americanus*)
  - b. Monarch Butterfly (*Danaus plexippus*)
  - c. Eastern Regal Fritillary Butterfly (*Argynnis idalia idalia* or *Speyeria idalia*)
  - d. Western Regal Fritillary Butterfly (*Argynnis idalia occidentalis* or *Speyeria occidentalis*)
  - e. Great Spangled Fritillary (*Speyeria cybele*)
14. A minimum of 10 new specimens must be added and/or replaced each year.

4950. \*Explore Entomology Collection— County fair only.  
For a member new to the project to display an entomology collection that does not meet the requirements of the next level class. Display is one standard box and provide labels. Members can exhibit in this class until their 4-H age is state fair eligible, then they need to complete other classes.

4900 Beginning I Entomology Collection: Display in one standard box a minimum of 50 and maximum of 125 species representing at least 7 orders. Follow the guidelines listed for Collections. Members can exhibit in this class a maximum of 3 years or until they receive a purple ribbon at the Kansas State Fair, whichever comes first and then they must move up a division.

4901 Beginning II Entomology Collection: Display in one standard box a minimum of 75 and maximum of 150 species representing at least 9 orders. Follow the general guidelines listed for Collections. Members can exhibit in this class a maximum of 3 years or until they receive a purple ribbon at the Kansas State Fair, whichever comes first and then they must move up a division.

4903 Intermediate Entomology Collection: Display a minimum of 100 and a maximum of 300 species representing at least 10 orders. Two standard boxes can be used. Follow the general guidelines listed for Collections. In addition, family identification is required for all insects in any two of the following six orders: (only two will be counted for judging)

- “Insects in Kansas” book - Orthoptera, Hemiptera, Homoptera, Coleoptera, Hymenoptera, and/or Diptera. or
- “Insects in Kansas Book: 2016 Revised Taxonomy,” which follows [www.bugguide.net](http://www.bugguide.net) – Taxonomy - Odonata, Orthoptera, Hemiptera, Coleoptera, Hymenoptera, and/or Diptera. Members can exhibit in this class a maximum of 3 years. A 4-H member must move up if they receive a purple ribbon at the Kansas State Fair.

4905 Advanced Entomology Collection: Display a minimum of 150 and a maximum of 450 species representing at least 12 orders. Three standard boxes can be used. Follow the general guidelines listed for Collections. Family identification is required for all insects belonging to the six basic orders as outlined under the Intermediate phase. Only families in the above six orders will be counted for judging. Family identification of insects in the remaining orders is optional, but desirable as long

as accuracy is maintained. Members may continue to exhibit in this class at the Kansas State Fair for an unrestricted number of years as long as they remain eligible for 4-H membership.

#### NOTEBOOK RULES:

- 1 Individual entries are to be placed for display in a three-ring notebook for competition.
- 2 4-H members who have been previously enrolled in or are currently enrolled in the other phases of the Entomology project need to start with the Beginning I Phase of Entomology Notebooks, not the introductory phase.
- 3 Each exhibitor is required to identify the notebook by placing a Title Page in the front of the notebook bearing the exhibitors name, county or district and class 4-H'er is enrolled in and statement of taxonomy used:
  - Option A: “Insects in Kansas” book, or
  - Option B: which follows [www.bugguide.net](http://www.bugguide.net)The number of orders, specimens and families (required in Intermediate and Advanced classes) must also be included on the Title Page.
- 4 Specimen pages should be grouped according to order and should include one page per species. If more than one insect is in the photo, an arrow to indicate identified insect should be used.
- 5 Date, common name, full county name and state abbreviation should be included for each species. Collector's name on the specimen page is optional.
- 6 Specimen pages should have two different views of the insect if possible. If pictures are taken on different dates/localities, include information for both.
- 7 A statement describing the habitat where found/host plant may be included and is encouraged and will be worth a bonus 10 points total, not per page. For Intermediate and Advanced notebooks, this is strongly encouraged.
- 8 A divider page is to be placed in front of each order of insects with the order name printed on the tab for the page as well on the front of the divider page.
- 9 For the Intermediate and Advanced classes, insects are also to be grouped by family behind each order divider.
- 10 After the first year in Entomology, all 4-H members need to add an 8 ½ by 11-inch sheet of paper to their Photo Collection Notebook that states what they did to improve their notebook for the current year. This should include how many new insect photo pages were added to the Notebook (please list), how many insect photo pages were replaced in the Notebook (please list), and number of new orders and/or families added to the Notebook. Other optional things that could include are number of insects photographed for the year, number of new Orders added this year, number of talks and/or demonstrations given, activities participated in, leadership roles, etc. This paper should be placed right behind the Title Page in your Notebook.
- 11 A special project must be completed each year and included in the notebook. See project guideline materials for specifications.
- 12 Any major violation of rules will result in the exhibit being dropped one ribbon placing. Examples would

include, but are not limited to: incorrect photo size, missing paperwork no special project in notebooks, etc.

- 13 A minimum of 10 photo pages of new species must be added and/or replaced each year.

4907 Introductory Entomology Notebook: Display a minimum of 10 and a maximum of 30 insect species representing at least 6 different orders. Follow the general guidelines listed for Notebooks, including the Special project. A 4-H member must be of minimum age to compete at the Kansas State Fair. A 4-H member may exhibit in this class for a maximum of two years.

4908 Beginning I Entomology Notebook: Display a minimum of 20 and a maximum of 50 insect species representing at least 7 different orders. Follow the general guidelines listed for all Notebooks, including the Special project. Members can exhibit in this class for a maximum of 3 years or until they receive a purple ribbon at the Kansas State Fair.

4911 Beginning II Entomology Notebook: Display a minimum of 40 and a maximum of 70 insect species representing at least 8 different orders. Follow the general guidelines listed for all Notebooks, including the Special project. Members can exhibit in this class for a maximum of 3 years or until they receive a purple ribbon at the Kansas State Fair.

4909 Intermediate Entomology Notebook: Display a minimum of 60 and a maximum of 100 species representing at least 9 orders. Follow the general guidelines listed for Notebooks, including the Special project. In addition, family identification is required for all insects in any two of the following orders: (only two will be counted for judging)

- "Insects in Kansas" book - Orthoptera, Hemiptera, Homoptera, Coleoptera, Hymenoptera, and/or Diptera, or
- "Insects in Kansas Book: 2016 Revised Taxonomy" which follows <https://bugguide.net> Taxonomy - Odonata, Orthoptera, Hemiptera, Coleoptera, Hymenoptera, and/or Diptera

Members can exhibit in this class a maximum of 3 years or until they receive purple ribbon at the Kansas State Fair. A 4-H member must move up if they receive a purple ribbon.

4910 Advanced Entomology Notebook: Display a minimum of 100 and a maximum of 200 species representing at least 12 orders. Follow the general rules listed for Notebooks, including the Special project. Follow the general guidelines listed for Notebooks. Family identification is required for all insects belonging to the six basic orders as outlined under the Intermediate phase. Only families in the above six orders will be counted for judging. Family identification of insects in the remaining orders is optional, but desirable as long as accuracy is maintained. Members may continue to exhibit in this class for an unrestricted number of years as long as they remain eligible for 4-H membership.

#### EDUCATIONAL DISPLAY RULES:

1. Share with others what you learned in this project. Exhibit any activity or learning experience related to

the field of entomology or the Teaming with Insects curriculum that does not fit into Entomology Collection or notebook classes above.

2. Follow copyright laws as explained in the General Rules.
3. The exhibit may be, but isn't limited to, original works, digital presentations (must provide printed hardcopy for exhibit purposes for duration of state fair), programs, websites, games, apps, display box, notebook, display or poster which you have made.
4. If the exhibit is a wooden display box, it must be 18 X 24 X 3.5 inches with a clear plastic top (such as plexiglass) and displayed horizontally. If the exhibit is a poster, it must not be larger than 22" X 28". If the exhibit is a display, maximum size is not to exceed a standard commercial 3' X 4' tri-fold display board.
5. Name and county/ district must clearly be marked on educational exhibits.
6. Refer to Entomology General Rule 14 for information on Threatened and Endangered Species specimens that cannot be displayed in Educational Exhibits.
7. Any major violation of rules will result in the exhibit being dropped one ribbon placing. Examples would include, but are not limited to: incorrect display box size, missing paper work, feet on display boxes, no reference for information and/or photos, etc.

#### MONARCH BUTTERFLY EDUCATIONAL DISPLAY RULES:

Monarch Butterflies were officially put on the Endangered Species list on July 21, 2022. Having the specific name *Danatus plexippus*, this migratory butterfly is well known for its spectacular annual journey of up to 3,000 miles across the Americas. It is now threatened with extinction due to the habitat loss and climate change. 4-H members can play a critical role in helping bring habitat back for the Monarch Butterfly. They can help educate the public on ways to establish food sanctuaries for this butterfly species and help bring them back from the threat of extinction.

1. Exhibits should teach the public about the Monarch Butterfly and/or ways to protect and conserve it. The information could show nectar sources for adult butterflies and food sources for caterpillars, Monarch tagging activities, collection of native milkweed and the packaging it to give to others to plant, a group working together to plant a Monarch friendly garden, etc..
  2. 4-H members may create a poster, notebook, standard size tri-fold diorama, slide show or other visual display that shows information on Monarch Butterflies.  
If a slide show is created, it should be presented on a zip drive along with a printed copy of the presentation.
- 4902 Beginning Educational Exhibit: Class for individuals that are exhibiting in the Beginning I and II Collection or Beginning I or II Notebook Classes. If only exhibiting in this category, then ages 9-12.
- 4904 Intermediate Educational Exhibit: Class for individuals that are exhibiting in the Intermediate Collection or Intermediate Notebook Classes. If only exhibiting in this category, then ages 11-14.



- 4906 Advanced Educational Exhibit: Class for individuals that are exhibiting in the Advanced Collection or Advanced Notebook Classes. If only exhibiting in this category, then ages 13 or older.
- 4920 Beginning Monarch Butterfly Educational Display Class: for 4-H members enrolled in Beginning I or II Entomology.
- 4930 Intermediate Monarch Butterfly Educational Display Class: for 4-H members enrolled in Intermediate Entomology.
- 4940 Advanced Monarch Butterfly Educational Display Class: for 4-H members enrolled in Advanced Entomology.

## ENTOMOLOGY - BEE SCIENCE

(county class only)

Purple/Blue \$3.00 Red \$2.00 White \$1.00

4951. \*Liquid Honey - Light Honey. Exhibited in one-pound honey jars, 2 one-pound honey jars to each entry.
4952. \*Liquid Honey - Dark Color. Exhibited in one - pound honey jars, 2 one-pound jars to each entry.

## FIBER ARTS

Purple/Blue \$3.00 Red \$2.00 White \$1.00

Fiber Arts is defined as the practical skills passed down from preceding generations that were developed to provide basic family needs, such as apparel, home furnishings or decorations, and can be made using any method of creating a unique design with fiber, fabric or yarn. This may include making fabric (such as weaving, crochet, knitting, needlepoint); or when existing fabric is changed into something quite different (such as quilting or embroidery or ethnic art).

**All fiber arts articles (along with sewing and textile design, shopping in style and fashion revue) will be judged as a pre-fair judging event. See schedule at front of fair book for day/time details.**

- All articles that are pre-judged must be displayed at the fair in order for the Exhibitor to receive ribbon or prize money.**
- Ethnic Fiber Arts should use a fiber, yarn or fabric to create the design exhibit. Non-textile (examples include wood reed, straw, grass, etc.) Baskets/Pieces should be entered in Visual Arts.
- Identification Label:
  - Type or print on a 3" x 2 1/2 "piece of cloth: class number, county or district, and exhibitor's name.
  - Sew or safety pin this ID label on the corner of flat articles.
  - For garments, attach ID label to the front left shoulder seam, or left side of waistband, as if you were wearing the garments.
- When articles which are normally worn or used as a pair are exhibited, both articles must be shown together. Fasten articles together securely with yarn.

- Special consideration will be given to articles which are of original design. Such articles should have a note attached explaining the original design.
- When the exhibit is a sewn garment that also includes one or more Fiber Art techniques (i.e. knitting, crochet, needle arts, or patchwork and quilting), the determination of what division (Clothing or Fiber Arts) and class in which to enter will be left with the 4-H participant.
- All exhibits which need to be hung, MUST have the appropriate saw tooth hanger, rod, wire or other mechanism attached in order to be properly displayed.
- Fiber Arts Educational Notebook - Share with others what you learned in this project about a particular Fiber Art. Exhibits should be in the form of a notebook or binder. The notebook should include a narrative section describing the fiber art. It should include a clear description of the project, technique, budget, supplies, goals, accomplishments, successes, failures, and future plans. It may include samples of techniques, how-tos, photographs of completed projects, or other ways of educating others about fiber arts. NOTE: A collection of brochures, web pages, patterns, record book forms, etc. does not constitute an educational notebook. Follow copyright laws as explained in the General Rules as you are preparing your exhibit. Name, local unit, and fiber art covered must be clearly marked in the notebook.
- There are no specific age classes in fiber arts.
- Exhibitors are expected to be enrolled in the Fiber Art project in which they are entered. When the exhibit is a sewn garment/article that also includes one or more Fiber Art techniques (i.e. knitting, crochet, needle arts, or patchwork and quilting), the determination of what division (Sewing or Fiber Arts) and class in which to enter will be left with the participant.
- A member may make only four entries in any one class.
  - Crochet, an article including felted items
  - Knitting, an article made either by hand or by knitting machine including felted items
  - Needle Arts, an article created by hand using any of the following techniques: a) embroidery & cross-stitch; b) needlepoint; c) candle wicking; d) crewel; e) lacework; and/or f) applique
  - Patchwork or Quilted article - It is an acceptable practice for the exhibitor to create the patchwork or quilted article and have someone else quilt it.
  - Rug Making, a rug - acceptable techniques include braiding, latch hook, tying, floor cloth, etc. The finished product should be an item that would be an item used in the home
  - Spinning, a skein - minimum 10 yards in length
  - Weaving, a woven article. Members should attach information about the type of loom or process used. Woven wood reed basket should be exhibited in Visual Arts.
  - Ethnic Arts, an article. This is defined as a Fiber Art technique that is associated with a specific country or culture. It is a practical skill that was developed to provide basic family needs such as apparel, home furnishings or decorations. It is also defined

as a method that has been maintained throughout history and passed on to others, often by observation and by example, such as batik, Swedish huck towel weaving, mud cloth, bobbin weaving, tatting, felted items that are not knitted or crocheted, etc. Members should attach information on the history of the ethnic fiber art, where it was used, by whom, how it was used, short description of the technique, etc.

4119. Macramé, an article

4120. Educational Notebook

4121. \*Other fiber arts article (county fair only).

## FOODS & NUTRITION DIVISION

Purple/Blue \$3.00 Red \$2.00 White \$1.00

In this project, you will have fun learning how to cook the basics and then advance to gourmet and international meals. Develop baking skills, learn about food preservation, explore the heritage of many foods, and understand consumer buying skills. Learn how to make healthy snacks and modify recipes to fit a healthy lifestyle.

**All foods and nutrition division items will be judged as a pre-fair judging event. See schedule at front of fair book for day/time details.**

Each club will be responsible to have a food display in place on the first day of the fair. See booth section for details about how this will be judged.

1. Complete recipes with ingredients and instructions must be attached with the entry or the placing will be lowered one ribbon when judged.
2. For food safety purposes, any entries with frostings and fillings must calculate the amount of sugar in the frosting/filling recipe only. The calculation must be attached to entry, or the placing will be lowered one ribbon when judged. Frosting and fillings need to contain more than 65% sugar for safety. Examples on how to calculate this percentage are included in the publication located at: <https://bookstore.ksre.ksu.edu/pubs/MF3544.pdf> A worksheet is available at: [https://bookstore.ksre.ksu.edu/item/frostings-and-fillings-worksheet\\_4H1171](https://bookstore.ksre.ksu.edu/item/frostings-and-fillings-worksheet_4H1171) An exception is German Chocolate Cake frosting, they are safe at room temperature.
3. For food safety purposes, any food with custard and dairy-based fillings and frostings (ex. Cream cheese) raw eggs, flavored oils, "canned" bread or cakes in a jar, cut fresh fruit or any food requiring refrigeration (ex. Bacon) or unbaked exhibit with raw flour (ex. No bake cookies) will be disqualified and not judged. Refer to K-State Research and Extension publication, 4-H888, Judge's Guide for Food and Nutrition Exhibits, for information to help you make informed, safe food exhibit decisions.
4. Alcohol is not allowed as an ingredient in food entries. Entries with alcohol will be disqualified and not judged.
5. The entire product must be entered (except in classes where only a certain number are required). All baked

goods must be left whole and uncut. Small items, such as cookies and rolls, should be the same shape and from the same recipe. For small baked items such as cookies, muffins or rolls, bring 4 items. One is judged and used in the display and the others sold at our bake sale. Bar cookies should be cut into 2"x2" squares.

6. Under-baked entries will be lowered one or more ribbon placings.
7. Layer cakes must be two or more layers. All unfrosted cakes must be in upright position with top crust showing. The exception is for cakes made with special designs such as Bundt cakes. They should have top crust side down.
8. Attach label to the bottom of plate or cardboard. Label templates are available [here](#), or make your own with the following information: Class Number, Food Product Name, 4-H Member's Name.
9. Any baked product that can be removed from the pan should be placed on a plate, covered cardboard or disposable container of appropriate size for the exhibit. Exhibits should be in food grade plastic bags, disposable plastic containers or boxes of appropriate size for the exhibit.
10. Exhibits should be transported to judging in food grade plastic bags, disposable plastic containers, or boxes of appropriate size for the exhibit. Only the exhibit is judged. The container is not judged.
11. Exhibitors will be divided into the following divisions:
  - a) Beginner Group: age 7-8 years before January 1
  - b) Junior Group: age 9-11 years before January 1.
  - c) Intermediate Group: age 12-14 years before January 1.
  - d) Senior Group: age 15 and up before January 1.
12. **A member may enter four non-perishable items & only one entry in all other classes.**
13. Educational classes: Exhibits may be in the form of a poster, notebook or display. Follow copyright laws as explained in the General Rules as you are preparing your exhibit. Take care to select materials that will withstand State Fair conditions. No card table displays are allowed. If the exhibit is a poster, it must not be larger than 22" x 28". Displays are not to exceed a standard commercial 3' x 4' tri-fold display board. Name and county or district must be clearly marked on educational exhibits. The educational exhibit evaluation form will be provided at judging time. NOTE: A collection of your favorite recipes in a recipe box or notebook does not constitute an educational exhibit.
14. Decorated special event cakes will not be accepted for exhibit.
15. Dried foods are to be exhibited in the Food Preservation Division
16. **State Fair Exhibits**: Exhibitors ages 9 and above may enter one non-perishable item and one educational exhibit on which they have received a purple ribbon.
17. **Food Gift Package or Specialty Food Products**: No alcoholic beverages will be accepted. A food gift package must contain at least 3 different food items, prepared by the Exhibitor, in a suitable container no larger than 18" x 18" x 18". Prepared food items must have recipes attached with the entry. Additional

homemade food items beyond the 3 minimum or purchased items may also be included in the gift basket. On the back of the entry card, answer these questions: a) what is the intended use; b) what food safety precautions were taken during and after preparation. This entry will count as a non-perishable food product, not as an educational exhibit. Home canned food must follow Food Preservation rules. Canning jars should not be used for baking per manufacturer's instructions. They could break during baking.

18. Table Setting and Menu. All Exhibitors enrolled in any food class are eligible. The Exhibitor will bring one place setting and a selected menu (written on a menu card, do not bring food) which you would serve with the table setting. It will be judged on the selection of the menu and if it is appropriate to serve with the place setting.

These table settings are to be set-up by the Exhibitor on separate tables. They are conference judged when it is the Exhibitors turn.

19. Educational Exhibit – Exhibits may be in the form of a poster, notebook or display. Follow copyright laws as explained in the General Rules as you are preparing your exhibit. Take care to select materials that will withstand State Fair conditions. No card table displays are allowed. If the exhibit is a poster, it must not be larger than 22" x 28". Displays are not to exceed a standard commercial 3' x 4' tri-fold display board.

#### Beginner Division

4307 \*For age 7-8, non-perishable food product.

4308 \*Educational exhibit prepared by 7 or 8 year old

#### Junior Division

4300 For age 9 -11, non-perishable food product.

4301 Educational exhibit prepared by 9, 10 or 11 year old.

#### Intermediate Division

4302 For age 12-14, non-perishable food product.

4303 Educational exhibit prepared by 12, 13 or 14 year old.

#### Senior Division

4304 For age 15-18, non-perishable food product

4305 Educational exhibit prepared by 15-18 year old.

#### Other Division

4306 Food Gift Package.

4309 \*Table Setting & Menu

#### **Suggested resources:**

Altering Recipes for Better Health Purdue University  
<http://www.extension.purdue.edu/extmedia/cfs/cfs-157-W.pdf>

Altering Recipes for Good Health Texas A&M University  
<http://gillespie.agrilife.org/files/2013/02/Altering-Recipes-for-Good-Hea1.pdf>

[Judge's Guide for Foods and Nutrition Exhibits](#)

[Food Safety of Frosting and Fillings](#)

## **BAKE SALE**

All food entries are sold after judging with the proceeds going to 4-H Council.

Youth and families in the foods project are encouraged to volunteer to help with prepared for and selling bake sale items at the pre-fair judging location.

At 2:00 p.m., any remaining food at the sale will be delivered to downtown Lincoln businesses for additional purchasing opportunities. Volunteers will be needed to take food to businesses for sale.



### **4-H Bake Sale**

**Lincoln High School**

**July 14 11:00 a.m. – 2:00 p.m.**

(as food becomes available after judging)

## **FOOD PRESERVATION**

Purple/Blue \$3.00 Red \$2.00 White \$1.00

In this project, you will have fun learning how to cook the basics and then advance to gourmet and international meals. Develop baking skills, learn about food preservation, explore the heritage of many foods, and understand consumer buying skills. Learn how to make healthy snacks and modify recipes to fit a healthy lifestyle.

**All foods and nutrition division, including food preservation items, will be judged as a pre-fair judging event. See schedule at front of fair book for day/time details.**

1. Exhibits must have been preserved since the member's previous year's county fair, and not been exhibited at the previous State Fair.
2. Recipes and processing methods from the sources below are recommended. Recipes must be from current, tested resources listed below and **MUST BE ADJUSTED FOR ALTITUDE** based on your processing location, or it will be disqualified. Processing methods that will be disqualified include: open kettle-canning, oven canning, sun canning and using electric multi-cookers. For more information on electric multi-cookers, see [http://nchfp.uga.edu/publications/nchfp/factsheets/electric\\_cookers.html](http://nchfp.uga.edu/publications/nchfp/factsheets/electric_cookers.html). Untested recipes will be disqualified for food safety reasons. Tested recipe resources include:
  - K-State Research and Extension Food Preservation Publications
  - Other University Extension Food Preservation publications
  - USDA Complete Guide to Home Canning, @2015
  - So Easy to Preserve, 6<sup>th</sup> edition, The University of Georgia Cooperative Extension Service
  - Ball® Blue Book Guide to Preserving, Edition 38

- Ball® Complete Book of Home Preserving, @2024
- Canning mixes (i.e. Mrs. Wage's, Ball®)
- Pectin manufacturers (i.e. SureJell, Ball®)
- [KSRE Rapid Response Center Preservation Recipes](#)
- [National Center for Home Poof Preservation](#)
- [Ball® and Kerr](#)

\*\*\*There are no safe recommendations to can white peaches or elderberries.

Refer to the following K-State Research and Extension publications for more information:

4H712, Food Safety Recommendations for Food Preservation Exhibits  
<http://www.ksre.ksu.edu/bookstore/pubs/4H712.pdf>

MF3170 "10 Tips for Safe Home-Canned Food"  
<http://www.ksre.ksu.edu/bookstore/pubs/MF3170.pdf>

MF3171 "Sassy Safe Salsa at Home"  
<http://www.ksre.ksu.edu/bookstore/pubs/MF3171.pdf>

MF3172 "What's Your Elevation?"  
<http://www.ksre.ksu.edu/bookstore/pubs/MF3172.pdf>

MF3241 "How to Guide to Water Bath Canning & Canning"  
<http://www.bookstore.ksre.ksu.edu/pubs/MF3241.pdf>

MF3242 "How to Guide to Pressure Canning"  
<http://www.bookstore.ksre.ksu.edu/pubs/MF3242.pdf>

3. Alcohol is not allowed as an ingredient in food preservation entries. Entries with alcohol in the recipe will be disqualified and not be judged.
4. Each member may enter up to four exhibits in this division, but only one entry per class.
5. Each exhibit must have the complete recipe and instructions attached with the entry card, or it will be disqualified. Recipe must include exhibitor name, recipe source, date of publication and altitude and where food was processed. If using Mrs. Wage's or Ball® mixes, indicate the date the mix was purchased.
6. Exhibits must be sealed in clean, clear standard canning jars, with matching brand (ex: use Ball® lids on Ball® jars, or Kerr lids on Kerr jars, etc.) two piece lids. Do not use colored jars. Do not add fancy padded lids, fabric over wraps or cozies as they interfere with the judging process. No fancy packs unless recipe states to do so (ex: Pickled asparagus). Jars must be sealed when entered. For food safety reasons, the size of jars used must not be larger than the jar size stated in the recipe. Note: There are 12-ounce 24-ounce and 28-ounce canning jars available and may be used. Use pint jar process recommendations for 12 ounce jars. Use quart jar process recommendations for 24 ounce jars and 28-ounce jars.
7. Each jar exhibited must be labeled. The label must not cover brand name of jar. The label must give: Class Number, Product, Altitude where processed,

Canning Method (water bath, weighted gauge or dial gauge pressure method), Process Time, Pressure (psi), Date processed including month and year, Name, and County/District. Templates to make adhesive labels can be found at:  
[http://www.kansas4-h.org/events-activities/fairs/kansas-state-fair/docs/food-and-nutrition/Foods\\_Label.pdf](http://www.kansas4-h.org/events-activities/fairs/kansas-state-fair/docs/food-and-nutrition/Foods_Label.pdf)

8. Classes 4350-4355 will require one jar for each class.
9. Hole punch the entry card and use a rubber band to attach the entry card and recipe around the top of the jar.
10. If dried food product is not in a canning jar, it will be lowered one ribbon rating. Suggested amount: 1/3 – ½ cup, or three or four pieces per exhibit. Dried products must include the recipe, preparation steps and heating instructions. No freeze dried foods.
11. All meat jerky must be heated to an internal temperature of 160°F before or after drying. This is not the drying temperature! Dried products must include the recipe, preparation steps and heating instructions. Jerky not heated to an internal temperature of 160°F will be disqualified and not be judged. Heating information can be found in "Dry meat Safely at Home"  
[www.ksre.ksu.edu/bookstore/pubs/MF3173.pdf](http://www.ksre.ksu.edu/bookstore/pubs/MF3173.pdf)

- 4350 Sweet Spreads (Fruit and/or Vegetables), Syrups; One jar
- 4351 Fruits, Juices, Fruit mixtures (Salsa, Pie Filling, etc.); One jar
- 4352 Low Acid Vegetables (green beans, corn, etc or vegetable mixtures.); One jar
- 4353 Pickles (Fruit or Vegetable), Fermented Foods, Relishes and Chutney; One jar
- 4354 Tomato/Tomato Products, Tomato Juice and Tomato Salsas; (Salsa in pints only, no quarts); One jar
- 4355 Canned Meats; One jar
- 4356 Any Dried Food: One small jar (Does NOT include Freeze Dried)

## FORESTRY

Purple/Blue \$3.00 Red \$2.00 White \$1.00

Learn to identify trees, determine differences between trees and shrubs, learn about different trees and tree parts, graft a bud to a living tree, discover health benefits of trees, investigate forest changes and learn about forest health and learn forest conservation techniques.

1. All leaf exhibits are to be mounted on 8.5" x 11" heavy stock paper and placed in loose leaf binders. (Magnetic or adhesive filler sheets for photographic prints or sheet protectors are recommended.) Twigs and fruit collections may be exhibited in whatever manner you choose. Maximum tri-fold size is 3'x4'. Resources for exhibiting are located on the [Kansas 4-H forestry project webpage](#).
2. Name, club, age, and year in project should be on front cover or in a prominent location.
3. Leaves should be identified with an appropriate label located near the leaf on the same page. These labels should include (1) the proper common name as listed

in the 4-H334, "List of Native Kansas Forest Trees" (<https://www.bookstore.ksre.ksu.edu/pubs/4H334.pdf>); (2) Scientific name (optional in 2025, required in 2026) (3) Location (city and/or county) where collected; (4) Date (day, month, year) collected.

4. Divide specimens into the following two sections: Native Kansas Trees and Non-Native Trees.
5. New Specimens are those specimens collected during the current 4-H year and cannot be a duplicate tree species of previously displayed specimens.
6. Group Specimens according to the years collected (Ex: "old-previous years" & "new").
7. Variations of varieties do not count as different species or specimens.
8. When replacing previously displayed samples, due to degradation, improper mounting or incorrect identification, the specimen label must also be updated. Replacements do not count as new specimens. Replacements should be displayed in the "old previous" section of the display.
9. If you retrieve information for your forestry exhibit, you must include a reference citation to the source.
10. In all leaf collections, exhibit one complete leaf where possible. If leaf is too large, exhibit as much as possible. Sketch in reduced scale the entire leaf and illustrate where the exhibited portion is from. Note: A "leaflet" is incorrect when displayed as the complete leaf for the tree.
11. All work must show originality. Leaf collections and displays should not closely resemble work done by others in the same club.
12. Exhibitors can enter one entry per class.

#### Knowing Trees as Individuals (Leaf Collections)

5100 Introductory Forestry Collection: (*Choose either A or B*) Only those exhibiting for the first year may enter this class.

A. Exhibit a minimum of 10 different leaves from native Kansas trees collected within the year. Exhibit may include non-native leaves in addition to the required number of leaf specimens collected from native Kansas trees.

B. Exhibit a minimum of 5 native Kansas trees showing leaf, twig and fruit from each species collected.

5101 Beginning Forestry Collection: (*Choose either A or B*) This class is open to those exhibiting either for the first or second time.

A. Exhibit a minimum of 20 different leaves (including 10 new specimens) from native Kansas trees. Exhibit may include non-native leaves in addition to the required number of leaf specimens collected from native Kansas trees.

B. Exhibit a minimum of 10 native Kansas trees showing leaf, twig and fruit from each species collected. This exhibit must include 5 new leaf, twig and fruit specimens.

5102 Experienced Forestry Collection: (*Choose either A or B*) This class is open to those exhibiting either for the third or fourth time.

A. Exhibit a minimum of 30 different leaves (including 10 new specimens) from native Kansas trees. Exhibit can include non-native leaves in

addition to the required number of leaf specimens collected from native Kansas trees.

B. Exhibit a minimum of 15 native Kansas trees showing leaf, twig, and fruit from each species collected. This exhibit must include 5 new leaf, twig and fruit specimens.

5103 Advanced Forestry Collection: (*Choose either A or B*) This class is open to those exhibiting for the fifth time or more.

A. Exhibit a minimum of 40 different leaves (including 20 new specimens) from native Kansas trees. Exhibit may include non-native leaves in addition to the required number of leaf specimens collected from native Kansas trees.

B. Exhibit a minimum of 20 native Kansas trees showing leaf, twig, and fruit from each species collected. This exhibit must include 10 new leaf, twig and fruit specimens.

#### How a Tree Grows

5104 Notebook: Entry may include a project notebook with 10 or more seeds collected with pictures showing a germination study or a mounting of a thin section of wood cut from the end of a log or top of stump labeled with information such as kind of wood and age of tree when cut or exhibits an illustration of how a tree grows.

#### Tree Appreciation

5105 Notebook: Entry may include a research or reporting project notebook with no more than 10 pages based on the exhibitor's selected tree. Exhibit must be a different species of tree each year. This notebook may include sketches, drawings, pictures, a story, or any other things which will help tell about the tree you have selected.

#### Growing and Protecting Trees

5106 Display/Notebook: Entry requires a display or project notebook telling about project and pictures before, during, and after planting seedlings, a container tree, or a balled and burlapped tree. Maximum tri-fold size is 3'X4'.

#### Tree Culture

5107 Display/Notebook: Entry requires a display or project notebook showing your project work and includes pictures of before, during and after wood lot improvement. Maximum tri-fold size is 3'X4'.

#### How Forests Serve Us

5108 Display: Entry may include collected wood samples (all or partial) and a 2-page essay. Wood sample display to be mounted on poster board or any stiff material no larger than a 3'X 4' tri-fold. Essay should be displayed in a covered binder.

#### Educational/Creative Exhibit

5109 Display: Entry must be directly related to tree identification or Forestry. Type of exhibit is open (notebook, poster, collection box, etc.) given a maximum tri-fold size of 3' x 4'. Care should be taken to use durable materials that will withstand fair conditions. This is a good class to exhibit an unusual collection.



# GEOLOGY

Purple/Blue \$3.00 Red \$2.00 White \$1.00

In this project, you will learn the difference between rocks and minerals, learn how to identify fossils, describe and identify rocks, understand stages of the rock cycle, and use the scientific method to solve problems.

1. The exhibit box should be 18 x 24 x 3.5 inches. Plexiglas covers are required. Boxes with glass covers WILL NOT be accepted. All specimens are to be arranged across the narrow (18") dimension of the exhibit box, making the exhibit 18 inches across the top and 24 inches deep exactly. If a box has a sliding Plexiglas cover, it must be removable from the top. Screws, locks or other devices that would prevent judges from removing the cover should not be used. For Lapidary classes 5300-5304 only, the dimensions of the box should be appropriate for the display but not larger than the size listed above.
2. Each exhibitor is required to identify each display box by placing an identification label bearing name and number of specimens in the upper left-hand corner of the Plexiglas cover (inside-use clear double sided tape to adhere gummed labels) and by attaching a label with the same information on the lower right corner of the box (outside).
3. Exhibitor may enter in both geology and lapidary classes. Exhibitor may show in only one of the first four geology classes (5200, 5201, 5202 or 5203). Exhibitor may also show in geology class 5204 (special exhibit), 5205 Mineralogy, 5206 Fossils, and in one lapidary class.
4. Geology specimens should be labeled with the number of the specimen, date collected, specimen name or description, and locality (county only) where collected
5. All specimens must be collected in the state of Kansas (only exception-see #7) during the current 4-H year, which will be allowed starting on the day after the conclusion of the State Fair.
6. For the geology classes 5200, 5201, 5202 and 5203, specimens should be mounted in the box by proper groups: rocks, minerals, fossils. Fossils must be identified to the Phylum, Class and Genus level (if possible, or part if Genus cannot be determined). The Genus specimen name is to begin with a capital letter and the whole specimen's name must either be italicized or underlined, not both. Species name is not required however, if a species name is used it must be all lowercase and either italicized or underlined, not both. . The words "Phylum, Class, Genus" on labels are to be spelled out, not abbreviated. More than one specimen of the same kind of rock or mineral or species of a fossil may be exhibited if this duplication represents different geological formations. Specimen label must show this distinction (Fort Hays limestone, not just limestone; calcite from the Greenhorn Formation, not just calcite; Phylum: Brachiopoda Class: Articulata Genus: Composita from the Morrill Limestone Member, not just Phylum: Brachiopoda Class: Articulata Genus: Composita).

7. For geology classes 5200, 5201, 5202, 5203, 5305, and 5206 all specimens must be collected by the participant (not purchased) from locations in Kansas, with the exception of Tri-State Mining Area specimens collected from these three adjacent counties: Ottawa County, OK; Newton and Jasper Counties, MO. Other out of state specimens will not count in the minimum number for the class, nor will they be considered in the judging.

## GEOLOGY CLASSES

- 5208 \*Explore Geology Display — For youth not old enough to exhibit at the state fair. This is an opportunity to explore the project. Exhibit is a display of less than 15 in the collection. Display in a box and label. County class only.
- 5200 Geology. Display at least 15 rocks, minerals, and fossils collected during the current 4-H year. Exhibitor is limited to one exhibit box. Only those exhibiting at State Fair for the first time may enter this class.
- 5201 Geology. Display at least 30 different rocks, minerals, or fossils, at least 5 of each. **Fifteen must be collected during the current 4-H year.** Exhibitor is limited to one exhibit box. This class is open to those exhibiting either second or third time at State Fair.
- 5202 Geology. Display at least 45 rocks, minerals, or fossils, at least 5 of each. **Fifteen must be collected during the current 4-H year.** Exhibit limited to two boxes. This class is open to those exhibiting either the fourth or fifth time at the State Fair. Identify the rocks as igneous, metamorphic or sedimentary. These rock types must be spelled out on labels or have a legible key.
- 5203 Geology. Display at least 60 rocks, minerals, or fossils, at least 5 of each. **Fifteen must be collected during the current 4-H year.** Exhibit limited to two boxes. This class is open to those exhibiting the sixth time or more at the State Fair. Identify the rocks as igneous, metamorphic or sedimentary. These rock types must be spelled out on labels or have a legible key.
- 5204 Geology Educational Exhibit: Exhibit relating to everyday living; or to a mineral test, a rock formation, geological history, species of a fossil, forms of one mineral, a variation of one kind of rock, archaeological artifacts, or Indian artifacts. Digital formats are accepted. Please make arrangements for the judge to view your exhibit and have a hard copy for display. List your sources used (example – web address or books reviewed as a citation list). Exhibit limited to 4 feet of table space. **Care should be taken to use durable materials that will withstand Fair conditions.** Exhibitor may show in the class regardless of number of times he or she has exhibited at the Fair or whether exhibitor has entries in classes 5200, 5201, 5202 or 5203. Exhibitor may also exhibit in lapidary class.
- 5205 Mineralogy. Display a minimum of 15 mineral specimens collected in Kansas, at least 5 of which have been collected during the current 4-H year. The minerals are to be grouped by mineral class (i.e.: Carbonates, Oxides, Silicates) and at least 3

classes must be represented. The member must use one standard display box (see #1). The specimens must be labeled with the number of the specimen, date collected, name of specimen, county where collected and chemical composition (ie: CaCO<sub>3</sub> for calcite) if known.

- 5206 Paleontology. Display a minimum of 15 fossil specimens collected by the participant in Kansas, at least 5 of which have been collected during the current 4-H year. The fossils are to be grouped by Phylum and Class, and at least 3 phyla must be represented (Brachiopoda, Chordata, Mollusca, etc.) The member must use one standard display box (see #1). The specimens must be labeled with the number of the specimen; date collected; county where collected; formation, member, or source; phylum, class, and genus or part; and geologic age (Cretaceous, Permian, Pennsylvanian, etc.) See #6 for additional fossil labeling expectations.
- 5207 Petrology.. Display a minimum of 15 rock specimens collected in Kansas, at least 5 of which have been collected during the current 4-H year. Rocks are to be grouped by the 3 rock classes (Sedimentary, Igneous, and Metamorphic). You must display at least one specimen from each of the three classes. The specimens must fit in one standard display box (see #1). Specimen labels must include a specimen number, the date collected, name of specimen, and the county where collected. All rocks must be identified by the formation and member name (Examples: Fort Hays Limestone, Member of the Niobrara Chalk Formation) or source (Examples: Rocky Mountain Outwash, glacial till).

### **Lapidary Classes**

1. The lapidary will be judged on the following criteria:  
Workmanship and Content 60 points  
Presentation and Showmanship 30 points  
Accuracy of Information 10 points
2. The dimensions of the box should be appropriate for the display but should not exceed 18" x 24" x 3½". The work (polishing/tumbling) must be done by the exhibitor as this is part of the learning process.
3. Members are limited to one entry in this class.
4. Special lapidary exhibits should be entered in class 5304.
5. All lapidary specimens should be labeled with the following information:
  - Specimen name
  - Place of origin (country, state, or county; county required for Kansas specimens)
  - Purchased or self-collected
  - Date lapidary treatment began
  - Date lapidary treatment completed (Treatment completed after the State Fair is considered a new year specimen).

### **LAPIDARY CLASSES**

- 5305 \*Explore Lapidary Display — For youth not old enough to exhibit at the state fair. An opportunity to explore the project. County level only. Display less than 5 in collection and properly label.

- 5300 Lapidary. Display at least 5 varieties of polished (tumbled) specimens and 5 varieties of unpolished specimens that have not yet received lapidary treatment. These do not have to be an example of "before and after", nor do they have to be self-collected. Locales must be identified. Only those exhibiting lapidary at the State Fair for the first time may exhibit in this class.
- 5301 Lapidary. Display before-and-after examples of at least 3 varieties of specimens, at least 2 tumble-polished and 2 unpolished of each. There is no requirement that the 4-H member collect any of these. Locales must be identified. Lapidary work should be done during the current 4-H year.
- 5302 Lapidary. Display before-and-after examples of at least 6 varieties of specimens, at least 2 tumble-polished and 2 unpolished of each. At least two varieties should be collected from the native site by the 4-H member, at least one of which comes from Kansas. Locales must be identified. Lapidary work on at least three varieties should be done during the current 4-H year.
- 5303 Lapidary. Display before-and-after examples of at least 9 varieties of specimens, at least 2 tumble-polished and 2 unpolished of each. At least three varieties should be collected from the native site by the 4-H member, at least two of which comes from Kansas. Locales must be identified. Lapidary work on at least three varieties should be done during the current 4-H year.
- 5304 Lapidary. Exhibit at least 6 specimens that have not previously been exhibited, which have received lapidary treatment. Lapidary treatment may consist of polishing, and end, face, or flat lapping. Specimens must represent at least 3 different varieties and include at least three cabochons of any size or shape, only one of which may be free-formed. A cabochon is a style of cutting in which the top of the stone forms a domed or curved convex surface. Three of the specimens must be mounted into jewelry findings.

## **HEALTH & WELLNESS**

Purple/Blue \$3.00      Red \$2.00      White \$1.00

Educational/creative exhibit - open to notebooks, posters, picture story, display board. Maximum exhibit is 2' x 3'; maximum poster size is 22" x 28". Notebooks may be a journal showing project growth or project-related in-depth study. Mark display with name, age, and year in project.

County-level only

- 8490. \*Bicycle
- 8491. \*Health/Fitness
- 8492. \*Outdoor Adventures
- 8493. \*Recreation
- 8494. \*Other Health and Wellness



# HORTICULTURE AND LANDSCAPE DESIGN

Purple/Blue \$3.00      Red \$2.00      White \$1.00

Learn when, where and what to plant; learn the difference between cool and warm-season vegetables; learn plant parts and how they are used; learn how to use basic garden tools; study seed varieties and starting seeds indoors; study preventative pest controls; learn about specialty harvests and selling your produce; study plant pollinations; study food industry careers; and learn about biotechnology.

## PRODUCE EXHIBIT RULES

1. All horticultural exhibits must be grown by the exhibitor.
2. Secure entry form to disposable plate or container with string or tape. Use a sturdy disposable plate, bowl or container that will support the weight of the produce.
3. A member may enter up to a total of 4 produce items, according to the number qualified at the county/district fair, each a different type of produce, from classes 2501-2507. Members may enter multiple entries in an individual class, provided each entry is a different type of produce. Ex. Class 2502 – Medium Vegetable; member may enter tomatoes, peppers and cucumbers under the same class number.
4. An exhibitor earning a purple ribbon at their county/district fair on an out-of-season vegetable/fruit/herb (ex. Early peas) may substitute another vegetable/fruit/herb (ex. Pumpkin) in its place at the State Fair.
5. Quality and conditions of exhibits will be considered in judging.
6. Conference judging will be done.

## PRODUCE CLASSES

2500 Garden Display: Each exhibitor in this class will be limited to four square feet of space. The Garden Display must be exhibited in a tray, basket or container that can be easily moved by the fair staff. Exhibit consists of five different types of fresh vegetables or fruits. Canned products and shelled vegetables are not acceptable. Only one variety of each type of vegetable or fruit may be exhibited. The numbers of the five types of vegetables or fruits to be exhibited are as follows:

- Large Vegetables (One Each): Cabbage, Cantaloupe, Eggplant, Large Pumpkin, Squash, Watermelon
- Medium Vegetables (Five Each): Beets, Carrots, Cucumbers, Decorative Gourds, Potatoes, Miniature Pumpkins, Okra, Onions, Peppers, Radishes, Sweet Potatoes, Tomatoes, Garlic or other similar sized vegetable
- Small Vegetables (Twelve Each): Green snap beans, wax beans, English peas, cherry and pear tomatoes, or other similar sized vegetables
- Small fruits (One half pint box): Strawberries, blackberries, raspberries, or other similar sized fruits.

- Tree fruits (5 each): Apples, pears, peaches, or similar sized fruits.
- Grapes (2 bunches)

- 2501 Small vegetable specimen plate (12) Ex: green snap beans, yellow wax beans, cherry tomatoes other small vegetables.
- 2502 Medium vegetable specimen plate (5) Ex: cucumbers, tomatoes, beets, white onions, yellow onions, red onions, bell peppers, other peppers, okra, parsnips, radishes, turnips, sweet potatoes, red potatoes, white or Russet potatoes, carrots, miniature pumpkin, decorative gourds, garlic or other medium vegetables.
- 2503 Large vegetable specimen plate (1) Ex: watermelon, summer squash, winter squash, large type pumpkin, eggplant, cabbage, cantaloupe, other large vegetable.
- 2504 Fresh Culinary herbs (6) ex: parsley, basil, dill, etc. Six (or a comparable quantity) of one variety of fresh herbs must be exhibited in a disposable container of water. Dried herbs are not accepted.
- 2505 Small fruits (one half pint box) Ex. Strawberries, blackberries, raspberries, or other similar sized fruits. (if other, please include name of fruit on entry).
- 2506 Tree fruits (plate of 5) Ex. apples, pears, peaches, or similar sized fruits.
- 2507 Grapes (plate of 2 bunches).

## FLORAL EXHIBIT RULES

1. A 4-H member may enter up to 4 floral exhibits plus one horticulture notebook in classes 5600-5604. Members may enter multiple entries in a single class in classes 5600-5601 provided each flower specimen is of a different species. EX: Class 5600 – Annual Garden Flower, member may enter sunflowers, zinnias, and marigolds under the same class number.
2. Members are encouraged to exhibit cut flowers and fresh floral arrangements in disposable containers. If a non-disposable container is used mark it plainly with your name and county/district. The State Fair is not responsible for the loss or damage to
3. Containers cannot be picked up until release time on the last Sunday of the State Fair.
4. All floral materials must be grown and/or collected by the exhibitors. Do not use purchased plant materials. Entries should not take over one square foot of table space.
5. Potted plants are not accepted.
6. All entries must be freestanding, easily moved, and not require any special equipment to display. Hanging entries are not accepted.

## FLORAL CLASSES

- 5600 Annual Garden Flower, cut specimen, single
- 5601 Perennial Garden Flower, cut specimen, single.
- 5602 Fresh Flower Arrangement. Flower materials must be grown and/or collected by exhibitor, not purchased.
- 5603 Dried flower Arrangement, no fabric or plastic material allowed. Materials must be grown/collected by the exhibitor.
- 5604 Horticulture Notebook. Entry shall consist of a notebook or three-ring binder of written narrative

describing a horticulture project such as a landscape design, landscape installation, lawn renovation, water garden, flower garden, vegetable garden, lawn mowing service, landscape maintenance business, farmer's market business, or other horticultural project. 4-H members are encouraged to include photographs, illustrations and/or landscape drawings that help explain work done by the member. Photos taken from the same location before, during and after the completion of the project are particularly helpful. Exhibitor may enter one horticulture notebook.

Horticulture notebook scoring is based on the following criteria:

- Organization and General Appearance (neat, includes title page and table of contents, original, creative, etc.) 20%,
- Narrative (including goals, successes, failures, etc.) 40%,
- General Content (subject matter, photos, maps, knowledge gained, etc.) 40%

5605 \*Cactus

5607 \*Potted Bulbs

5608 \*Houseplant, foliage or flowering

## INTERIOR DESIGN & ARCHITECTURE

**\*\*\*This project is currently in its pilot year (2025) and most exhibit categories are new. 4-H members exhibiting in this project have been involved in statewide project meetings and discussions throughout the 2025 4-H year.\*\*\***

Purple/Blue \$3.00   Red \$2.00   White \$1.00

Architecture and Design is an important aspect of creating work and living environments that feel good and serve a purpose to those who utilize them. Designing the feel, look or mood of a room with lighting, furniture, wall placement and design elements are all examples of ways to incorporate the design process into your environment. Learning and experimenting with the elements of design – color, line, value, space, shape form and texture, is important. Of equal importance is knowing how to work with the principles of design – proportion, scale, balance, rhythm, unity and variety. Being a designer (architect, industrial/product designer, interior architect or interior designer) starts with having an end goal in mind and using each step of the planning process to support the end goal. Good designers understand how design makes a space look good and the components needed to put it together. The overarching goal is to create a space that is structurally sound, safe, inclusive, functional, and inviting to all.

1. An entry card must be attached to the exhibit with material appropriate to the exhibit: safety pins, tape, string, etc.
2. Projects must follow individual class guidelines and provide enough information to explain design intent using basic design vocabulary as described in pilot project materials.

3. Projects entered that do not follow specific class guidelines will not be judged.
4. In 2025, the Interior Design and Architecture Pilot Project was launched, which includes new classes and class descriptions. Because of this, we will not be accepting notebooks or furniture items in this division. Therefore, former rule #7 in Woodworking (7. Refinished/ repaired furniture should be exhibited in Interior Design & Architecture Class 4400 - Single Exhibit.) will no longer apply. We will re-evaluate this decision for 2026.
5. A member may enter only one class in this division.
6. Project resources can be found here: <https://www.kansas4-h.org/projects/consumer-family-sciences/interior-design-and-architecture.html>

### INTERIOR DESIGN CLASSES

Interior Designers have a capacity to influence the way we feel when we inhabit a space. In some instances, this impact can be felt emotionally and physically, in other words, it can affect our mood. Tools such as color, light, texture and pattern can all be used to convey or stimulate such a response to a space.

**4400 Interior Room Design Board.** Select one room within your home or imaginary/future home (bedroom, bathroom, kitchen, etc.) to design.

Create a basic floor plan showing wall footprint including any furniture, fixture and/or cabinet layout. Include any other illustrations, drawings or photographs to help support your design. Also include material/finish samples (wall treatments, floor covering, paint samples, etc.) Label drawings, material finishes and any additional information so the audience understands their intention. All finishes should be attached to the presentation board along with budget information and design intent..

To explain your design intent, write a brief description to be included on the design board. (no more than one page 8.5" x 11").

Presentation boards must be foam core or a standard tri-fold display. Presentation board should be cut to size to fit all drawings, finish materials, images and written materials so it's easily viewed without being oversized. Workmanship, design layout and neatness should be taken into consideration when completing the presentation board.

**4401 Two Collages on Presentation Board.** In this project, develop two imaginary interior rooms. Each room should start out with identical dimensions and features (doors, windows, etc.) The function of the room can be up to you (bedroom, coffee shop, art studio, etc.) but should be the same for both rooms. For each space, use collage to create a feeling or mood for the occupants of the space. The mood created for one space should be the opposite or contrast to the second space. Choose a pair of contrasting words from the list provided in the Pilot project materials are located on the Kansas 4-H website under "projects" and "Interior Design & Architecture".

Each collage must be on its own page. Maximum page size preference and maximum is 11 x 17; can use smaller dimensions if needed. Collages should utilize layers to convey a space that includes a background, midground and foreground. Once these are established, add as many additional layers as needed. Use print materials from magazines, colored paper, the internet, or other design materials to find furniture, lighting fixtures, textures and other elements to complete each collage. Don't worry too much about the functionality of the space but focus on materials and colors to create the mood of the space.

For each collage, write a brief description of your design intent. (one to three paragraphs total). Additionally, you may include research, inspiration imagery or any additional drawings that helped you design your space.

Adhere to both collages and design intent on a foam core presentation board. Label each collage with the descriptive words you selected from the list.

Foamcore presentation board should be cut to size to fit all collages, images and written material so it's easily viewed without being oversized.

Workmanship, design layout and neatness, and design strategy should be taken into consideration when completing your presentation board.

**4402 Two Diorama Models.** Similar to class 4401, 4-H Members will construct two dioramas, one for each space demonstrating contrasting moods. Each diorama will be designed within similar sized boxes. Boxes should be large enough to be easily viewed but no larger than 12" length x 10" height x 8" depth. Both rooms being depicted need to be the same size. Manipulation to the box is allowed (cutting open such as windows, etc.)

Dioramas should use layers to convey a space which includes a background, midground and foreground. Once you have these established, you can add as many layers as needed. Use print materials from magazines, scrapbook paper, colored paper, the internet or other design materials to find items such as floor, ceiling or wall coverings, furniture, lighting fixtures, textures and other elements to complete each room or diorama. Elements will need to be cut out and adhered to a rigid material such as foamcore board or cardboard and securely placed inside the box to establish each background, midground and foreground to reflect the design of the room.

Don't worry too much about the function of the space, focus on materials and colors to create the mood of the space. Use openings in your container to experiment with the effect of light in your space.

Dioramas should not contain purchased toy figures, miniature furniture/cabinets or moveable parts, but may include securely adhered 3-dimensional elements of the the project member's own making. Elements should be adhered to materials easily found at home. For example: magazine photos, cardstock, plastic, cardboard, chipboard or other material to depict design finishes/elements within the diorama.

Include small, foamcore presentation board with the set of dioramas that includes design intent for each diorama and any research or inspiration imagery used to complete the dioramas.

Workmanship, design layout and neatness, and design strategy should be taken into consideration when completing your dioramas.

## ARCHITECTURE FOCUS

Architects plan, design and oversee the construction of buildings and other structures beginning with concept development to the final construction phase of projects. It's also important that they ensure the final product is safe and functional. Architects balance artistic creativity with sound building techniques while also considering how the built environment impacts people's emotions and lifestyle.

**4403 Marble Maze or Enclosure.** Create a space in which a marble will move through a sequence of rooms, enclosures or spaces. Use different types of elements and materials to enclose your spaces or guide the marble. Consider the size of the marble and how you want the space to feel – big and open or small and enclosed. Pay close attention to the sizes of architectural elements relative to the size of the marble.

To begin, identify a clear goal for the marble maze or enclosure. Use the glossary in the pilot project materials (located at [www.Kansas4H.org](http://www.Kansas4H.org) under projects, then interior Design & Architecture) for design vocabulary to help support the goal.

To construct the marble maze or enclosure, use household materials found around the home to create the structure. (cardboard, chipboard, construction paper, paper towel or toilet paper tubes, etc.). Materials don't have to be boring, but they should be functional. Don't be afraid to get creative with your construction materials when thinking of your overall goal and presentation.

No minimum size requirements for this project, but the base of the structure should be no larger than 18" x 24" (poster board size) and 12" in height.

In addition to your enclosure/maze, you may also present a small design board with illustrations/drawings to help the audience understand the path of travel for the marble, or the rules for which you designed.

Presentation board can be made from foam core or a small tri-fold display. Adhere illustrations, photos or drawings to the board with any other information useful to the viewer including design intent and goals you set for the marble maze/enclosure.

Write or type a brief description of your design intent (1-3 paragraphs total) to be included on the design board.

Workmanship, design layout and neatness, and design strategy should be taken into consideration when completing your enclosure.

**4404 Marble Maze Presentation Board Only.** Presentation board should be foamcore or tri-fold display with below items attached:

Include drawings of your marble enclosure/maze design; (examples include floor plan, section, elevations, etc.)

In addition to your base drawings, include any illustrations/drawings to help your audience understand the path of travel for the marble. You may also include quality photographs that show the sequence of the marble moving through the built design. Images may be annotated, meaning you can use notes to explain your thoughts/design intent, on the board. This sequence of photos should visually tell the story of your design.

Write or type a brief description of your design intent (1-3 paragraphs in total) to be included on the presentation board.

Workmanship, design layout and neatness, and design strategy should be taken into consideration when completing your design board.

## NOTEBOOKS, POSTERS & DISPLAYS – INDIVIDUAL

Purple/Blue \$3.00 Red \$2.00 White \$1.00

1. This category is open to Exhibitors enrolled in any project that does not have an otherwise listed poster, notebook, display or educational class.
2. You are limited to one entry per class, unless otherwise listed.
3. To allow Exhibitors to explore their interests outside the bounds of traditional project classes. For example, a rocket that might have crashed and/or is highly damaged and can't be launched again may be made into an educational display or poster that tells a great story with many lessons learned.
4. Exhibits should showcase details about the knowledge learned in the project during the current 4-H year. Exhibits should possess the following qualities (in no particular order): A Central theme; What you want others to learn; Be designed and constructed in a manner befitting the exhibit; Be something you are interested in; Be related to a project currently enrolled in. Value is placed on youth who can demonstrate how their skills have increased while completing the project. Value is placed on uniqueness, creativity, neatness, accuracy of material, knowledge gained, and content.
5. For State Fair eligibility, refer to the Kansas State Fair Book for your project area to align exhibit with state fair expectations. Not all project areas have a similar state fair class.
6. Follow copyright laws as explained in general rules. Cite all sources of information in a standard notation. Sources of information must be cited on a publicly visible place on the exhibit (example the front of poster).
7. Construction Kits that are part of an educational display must be contained in a case that may not be larger than 1'x2'.
8. Exhibitor's name should be on all education materials.
9. The information and items presented should be deemed safe for the public, project area standards (refer to project area or Kansas State Fair book for information supporting standards), and in alignment with the 4-H Code of Conduct. Anything determined to be unsafe or inappropriate by the judge,

superintendent or other staff may be disqualified or lowered a ribbon ranking, with the potential of not being displayed.

10. Take care to select durable materials to withstand fair conditions.
11. Posters—Flat and no larger than 22"x30". Do not exceed display board borders. Posters must be able to be displayed on a wall
12. Notebooks—Presented in a 3-ring binder that holds 8 1/2" x 11" size paper
13. Displays—Educational displays are not to exceed a standard commercial 3'x 4' tri-fold display board and may not be thicker than 2". Includes the table space only directly in front of the display board's bounds.

8540. \*Citizenship/Civic Engagement

8541. \*Leadership

8542. \*Reading

8543. \*Self-determined (2 entries allowed; 1 per self-determined project)

8544. \*Bucket Calf notebook

8545. \*Animal/Livestock Project

8546. \*Communications: Public Speaking and Presentations

8547. \*Performing Arts

8548. \*Family Studies

8549. \*Dog care and Training

8550. \*Sport fishing

8551. \*Explore 4-H

8552. \*Other Projects (1 entry allowed for each project area or separate phase of a project)

## PHOTOGRAPHY

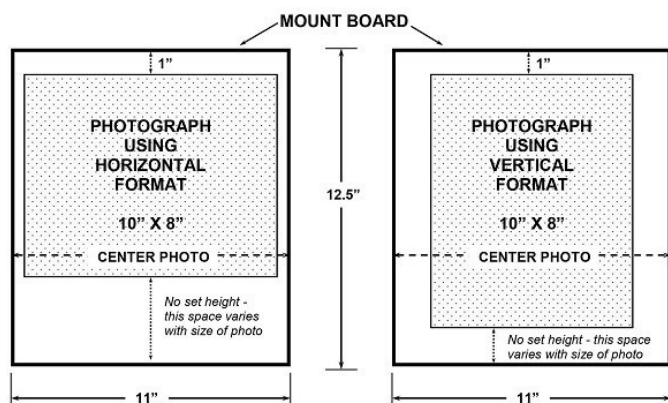
Blue \$3.00 Red \$2.00 White \$1.00

Tell your story through photography. This project helps capture unique and fun photos of friends, family, pets, nature and important events in your life that you want to document. Learn how to plan, compose, light and exhibit your photos. Learn the basics of using a smartphone or camera and advance into wide-angle and telephoto lenses, filters, light meters and computer enhancement. Photos are judged on composition, technique and appeal.

**All photography division items will be judged as a pre-fair judging event. See schedule at front of fair book for day/time details.**

1. Photographs entered must be the result of the current year's project work by the 4-H member. Photo images must be taken by the 4-H Member (exhibitor).
2. Photographs taken with a digital camera and having no more adjustments than exposure, color intensity or correction, one click filter effects, red eye removal, cropping, dodging and burning should be entered in the standard color or black and white classes. HDR photos are to be entered in the standard photo class.
3. The black and white classes are for black and white photos only. Monochromatic prints, including sepia prints are considered color photos and must be entered in the appropriate color photo class.

4. All photos must be no larger than 8" x 10" and no smaller than 7"x 9" after trimming. (Size exception: County-level classes - see class descriptions).
5. Appropriate photo subject matter: Photographic subject matter is expected to follow 4-H standards. For a sense of prohibited subject matter, review the Kansas 4-H member Code of Conduct; in general, if it is not allowable at a 4-H event, it is not allowable in a 4-H photograph at the State Fair.
6. Photos with live subject(s) on railroad right of way or taken from railroad right of way property will not be displayed in Kansas 4-H Photography and will be DISQUALIFIED and Not Judged.
7. Copyright protections must be observed.
8. Photo Mounts: A full coverage permanent mount (spray adhesive recommended or heat mount) must be made. (No household glues, double stick tape, etc.) Each photo is handled numerous times (up to 30) throughout the judging, sorting, and display process. Please see photo mount and ID strip diagrams at the end of this section; also available on Kansas4h.org.
9. No lettering, including dates, is permitted on the front of the mount or on the photo. Only the Kansas State Fair 4-H Photography ID Strip is to have lettering on it. No underlay or borders are to be used.
10. Photos are to be mounted across the narrow (11") dimension of an 11" x 12.5" sheet of white or cream studio matte board. Photos mounted on poster board will not be displayed. Matte boards may be purchased from your local K-State Research and Extension office.
11. Photos must be mounted with the top edge of the print 1" below the top of the mount (board is always oriented narrow side up). The sides of the print must be equal distance from the two sides of the mount.



12. The photo story classes will use the 16" x 20" mat size.
13. Improperly mounted photos, oversize or undersize photos or photos with the white borders not removed or lettering (including dates) on the photo, will be awarded a ribbon one placing lower than the placing determined by the official judges.
14. Photo ID Strip: Fair 4-H Photography ID Strip (available from your Extension Office and online) must be used and mounted correctly on the bottom of the matte board. This is illustrated at the end of the photography section in the Fair Book.

15. Clear Plastic Bag; To protect exhibits from dust and moisture, place mounted photo in an unsealed protective plastic bag. Bags are available at your local K-State Research & Extension Office.
16. My Favorite 4-H Photography Display (See Class #4806) *This class is only for those photography project members with 10 or more years of experience.* This class is a non-judged, mounted display consisting of four favorite photos from the member's photography career in 4-H. All four photos will be mounted with a fifth mount reserved for a one page, printed or handwritten narrative/description that details each photo and why the exhibitor regards these photos as their most significant work. Photos and narrative/description will be displayed on one row of the photography racks. This class provides an alternate way to showcase the development and accomplishments of the 4-H member's photography career. Members who display in My Favorite 4-H Photography Display can still enter two other classes.
17. Photography exhibits will be judged conference style.
18. Each exhibitor may make up to two entries in each class. For State Fair, exhibitors may enter only one item per class.
19. It is recommended if you sell a photo in the project sale that you have it framed.

### PHOTO MOUNTING ON JULY 11

**Linda Rosebrook will assist Exhibitors mounting their photographs on July 11th from 1:00-4:00 p.m. at the Lincoln Senior Center. You will have to pay for the mat board. Sleeves to cover the boards are also available for purchase. Cost is \$1.25 for mat board and sleeve due to the Lincoln County 4-H Council. This is optional, yet we thank Linda for volunteering to help our photographers!**

**PHOTOGRAPHY CLASSES** (Check the Kansas State Fair Book to understand what classes below are state fair eligible if you are interested in qualifying for state.)

- 4800 Color photos taken by a 4-H member with 3 years or less in the project.
- 4801 Color photos taken by a 4-H member with 4 – 7 years in the project.
- 4802 Color photos taken by a 4-H member with 8 or more years in the project
- 4803 Black and white photos-taken by a 4-H member with 3 years or less in the project. (Black and white prints only).
- 4804 Black and white photos – taken by a 4-H member with 4-7 years in the project. (Black and white prints only).
- 4805 Black and white photos-taken by a 4-H member with 8 or more years in the project (Black and white prints only).
- 4809 \*Digital Composite Image. Photo must be created from two or more originals taken by the exhibitor. Exhibitor must include a second 11 x 12-1/2 matte board (Explanation Board) mounted with standard

size prints of the original photos, 3 x 5 card(s) explaining what manipulation was done and a standard size print of the final photo. Optional, may include prints of editing steps. Photos showing editing steps may be layered. Please put name and Extension Unit on the front of the second board. Explanation Boards will be displayed along with the finished board. Place both matte boards in the same protective plastic bag.

4810 \*For photos from film only with special effects. Would include darkroom manipulation of print and/or in-camera manipulation of the negative.

4811 \*Single photo (3" x 5" or 4" x 6") not enlarged, on mount board.

4812 \*Photo Story: Three to seven (untouched) photos including the following categories; building, person, animal, landscape. To be mounted on the 16" x 20" matt board

4806 My Favorite 4-H Photography Display.

1. This is a "display only" class.
2. Eligible members must have enrolled in photography for ten (10) or more years.
3. Requirements are:
  - A. Choose a total of four (4) of your favorite photos from any of the years enrolled in photography.  
If used previously in competitive exhibits, removal I data slips and stickers. If the photo is an unmounted print, mount it using standard 4-H requirements and mat board.
  - B. Develop a short biography piece.
    1. Tell how/when an interest in photography began.
    2. Explain why each of the four photos is a favorite.
    3. Share the skills learned because of photography. Think beyond the camera skills and include leadership, community service, etc
    4. Tell of any mentors/leaders worked with.
    5. Share workshops or camps pertaining to photography you attended.
    6. Explain (if relevant) any plans to use photography skills beyond 4-H/High School.
    7. Include a small (2 X 3) photo of yourself at the start of the biography.
    8. Print the biography document and mount it on a standard mat board.
    9. Place name and Extension unit on the back of each of the 5 matte boards in the upper right-hand corner.
    10. This exhibit does not have to qualify at the county/district level to exhibit at the Kansas State Fair.
    11. Exhibitor does not need to use an ID Strip for these photos.
    12. A member who qualifies to exhibit in this class is still allowed to enter two prints and a portfolio for judging if qualifications for those classes are met.

## PORTFOLIO CLASSES

Please Note: Art Portfolio books for portfolio classes may be found at art supply stores, big box craft stores or online. They generally contain a black cover with clear pages to hold photos. Portfolio book pages should be 8 ½ x 11" in order to hold an 8 x 10 photo.

**NOTE:** A member may enter only one portfolio each year.

### 4807 Growth Portfolio

1. Member is eligible for this class beginning with the third year of enrollment in the 4-H photography project.
2. Exhibit will consist of one photo for each year of enrollment. Each photo must have been created in a different year and must be labeled with the year taken/project enrollment year. A maximum of 5 photos may be included if the member has 5 or more years of enrollment. Photos are not required to be in a consecutive order. For example, a nine-year-old with three years enrollment in photography is eligible to enter a growth portfolio. The portfolio in this example should have one photo from the seven-year-olds year, one photo from the eight-year-olds year, and one photo from the nine-year-olds year. The growth portfolio class may start at any time in the member's photography career. For an older member, the growth portfolio would represent any five years in the project, for example, years 1,3,5,7 and 9 for a member having project enrollment totaling 9 years.
3. Photos must be 8" x 10" and may be color or black and white and must be unmounted.
4. An information sheet must accompany each photo giving brand and model of camera used to create the photo. Setting for focal length, aperture, mode and shutter speed must also be listed. The skills set used to create the photo must be given and fully explained. The main goal for each year should also be given. The form for this information is available on the Kansas4h.org website, it is a form fillable document and is required.
5. A short introduction of the photographer should be placed in the first page. This introduction should tell why the 4-H member enrolled in the Photography project and why they have continued to enroll. Exhibitor could also tell of a fun event
6. learning.
7. Beginning with photo 2 (two), member description of GROWTH in project skill must be included on information sheet.
8. Exhibit will consist of introductory page, skill sheet and photo from each year in chronological order and arranged in a portfolio book. Skill sheet will go in left hand page and unmounted photos in right hand page.

### 4808 Career Portfolio

1. Member must have been enrolled in Photography for 5 (five) or more years OR member must be age 15 -19 and been enrolled in photography for at least two (2) years.



2. Exhibit will consist of ten (10) 8 x 10 photos showing skill development in one of the following photography areas: Portraiture, Special Effects (not done with computer), Landscape, Photo Journalism, Black and White, Nature/Wildlife or Graphic Design (computer skills with photos). All photos must be the result of the current 4-H enrollment year.
3. Photos may be color except if Black and White option is chosen and must be unmounted.
4. An information sheet must accompany each photo giving brand and model of camera used to create the photo. The settings for focal length, aperture, mode and shutter speed must also be listed. This sheet may be downloaded from the [Kansas4H.org](http://Kansas4H.org); it is a form fillable document and is required.
5. A one-page summary should accompany the portfolio listing the goal for pursuing this area of photography and what skills were learned while doing so. Mentors should be acknowledged. Career exploration can also be described.
6. Exhibit will be presented in a notebook designed for portfolio review with pages for required information from #4 and #5.

## ROBOTICS

Purple/Blue \$3.00   Red \$2.00   White \$1.00

The Kansas 4-H Robotics program is designed to allow 4-H members to explore robotics through robots of various designs.

1. Each exhibit must include a robot, information packets are not a sufficient exhibit.
2. Robots must have automated articulated structures (arms, wheels, grippers, pneumatic, hydraulic, etc.). Game consoles that display on a screen are not considered robots and should either be entered in the computer sciences division or electronics and renewable energy project. Robots requiring no assembly, just programming, such as Ozobots, are considered computer sciences projects as the skill is focused on the programming not on the construction of the robot.
3. Robot dimensions should not exceed 2 feet high, by 2 feet wide, by 2 feet deep. If displayed in a case (not required for the state fair, but strongly encouraged for county fairs) the outside case dimensions should not be excessive. The display case should have the exhibitor's information attached to both the lid and cover, as the top art of the case may be separated from the display.
4. Materials including but not limited to obstacles, spare batteries, and mats for testing the robot may be placed in a separate container, which is not included in the robots' dimensions, that container may not be larger than 576 cubic inches as measured along the outside of the container (Examples: 4" x 4" x 36" or 4" x 8" x 18" or 6" x 6" x 16"). The container, if used, and/or any large objects (such as mats or obstacles) should be labeled with

- the exhibitor's name(s) and county or district as they will be stored separately from the exhibit.
5. All electric components of the robot must be adequately covered or concealed with a protective enclosure. Paper is NOT considered an adequate enclosure or covering for electrical components.
6. Robots may be powered by an electrical, battery, water, air, or solar source only. Junk drawer robots may be powered by a non-traditional power source. Robots powered by fossil fuels/flammable liquids will be disqualified. Robots that include weaponry of any kind will be disqualified. Weaponry is defined as any instrument, possession, or creation, physical and/or electrical that is intended to inflict damage and/or harm to individuals, animal life, and/or property.
7. **Remote controlled robots** are allowed under certain conditions provided that the robot is *not drivable*. Robots programmed on phones/tablets need to have a specific program created, using motion controls to move the robot are not acceptable, for example "press forward on the screen to make the robot go forward." Robotic arms (hydraulic or electric) are allowed. A remote is allowed, provided more than a single action happens when a single button is pressed on the remote, for example "a motor spins for 3 seconds, at which point an actuator is triggered, then the motor spins for 3 more seconds." Remote controlled cars, boats, planes and/or action figures, etc. are not allowed.
8. Each robot must be in working condition. The judges will operate each robot to evaluate its workmanship and its ability to complete its intended task. In the event the robot uses a phone, tablet, or similar device for both programming AND control of the robot a video will be used to evaluate the working condition of the robot. It should follow the instructions provided for operation so that the judge can follow along with the provided instructions. For county fairs, where consultation judging is used the video requirement should be waived in favor of actual operation of the robot.
9. Each exhibitor is required to complete the "4-H Robotics Exhibit Information Form" which is available through your local K-State Research and Extension office or at [2024-Robotics-Exhibit Final.pdf](#)
10. This form must be attached to the outside of a 10" x 13" manila envelope. All revisions of all forms previously released for the Engineering & Technology division either undated or dated prior to current year are void for use and new forms must be obtained and used that are dated by the State 4-H Office for the current year. Use of old forms should result in the loss of one ribbon placing for exhibits.
11. The exhibit must include written instructions for operation (the instructions should be written as if they were to tell a grandparent or elderly person how to operate the robot), construction plans (do not need to be printed), and one to five pages of project photographs. For robots that can be programmed, robot programming information must be included, this information should be placed inside the 10" x 13" manila envelope mentioned above. Robot programming information can be, but not limited to,



source code, block diagrams, screen captures of the coding window, and other images that show the programming logic used. The exhibitor may enter their robotics project listed under the electric and renewable energy project if the exhibitor so chooses. No exhibitor will be allowed to set up their robot in person at the state fair.

12. If the exhibitor cannot provide the device needed for programming AND operation due to fair conditions or other reasons, record a video the judge can view demonstrating the instructions included for your robot. It should show, setting up the robot, starting the robot, the robot executing its task, and powering off the robot, just like the instructions are written.
13. In the event that the robot uses a device like a phone, iPad, or tablet for programming AND operation, DO NOT include the device (phone, tablet, etc.) as part of the exhibit on display. Bring the device to consultation judging.
14. Creativity, workmanship, and functionality will be strong criteria in judging the "Robot designed by Exhibitor" classes. All robots should have a purpose or intended function, examples include, but are not limited to following a line, sweeping the floor, solving a Rubix Cube, sorting colors, or climbing stairs.
15. Exhibitor's name(s) and county or district must be tagged or labeled on the robot such as on the bottom of the robot, exhibit cards are not an acceptable form of labeling.
16. There are no county or district boundaries that must be adhered to in order to form a Kansas 4-H Engineering & Technology Robotics team. However, as mentioned in the general rules, each team member must be currently enrolled in the Kansas 4-H Engineering & Technology project.
17. After the robots are judged, participants may take them home ONLY IF they leave a picture of the exhibit and their ribbon for display.
18. If a safety violation is noted by the judges, superintendents, or other staff, the exhibitor's exhibit, at the judges' discretion, will receive a lower ribbon ranking.
19. Each exhibitor may enter one robot per class.

#### Junior Division (Ages 7 – 8 years)

- 5506 \*Robot made from a commercial (purchased) kit (no programming, just assembly).
- 5507 \*Robot designed by exhibitor. The robot must not be a mere modification of an existing robot kit or plan.
- 5508 \*Programmable robot made from a commercial (purchased) kit.
- 5548 \*Robot designed and constructed by exhibitor or from a commercial kit, that is operated by a remote-controlled device.
- 5549 \*Junk Drawer Robotics.

#### Intermediate Division (Ages 9 – 13 years)

- 5509 Robot made from a commercial (purchased) kit (no programming, just assembly).
- 5510 Robot designed by exhibitor. The robot must not be a mere modification of an existing robot kit or plan.
- 5511 Programmable robot made from a commercial (purchased) kit.

- 5546 Robot designed and constructed by exhibitor or from a commercial kit, that is operated by a remote-controlled device.

#### 5544 Junk Drawer Robotics.

#### Senior Division (Age 14 years and older)

- 5313 Robot made from a commercial (purchased) kit (no programming just assembly).
- 5514 Robot designed by exhibitor. The robot must not be a mere modification of an existing robot kit or plan.
- 5515 Programmable robot made from a commercial (purchased) kit.
- 5547 Robot designed and constructed by exhibitor or from a commercial kit, that is operated by a remote-controlled device.

#### 5545 Junk Drawer Robotics.

#### Team Robotics Project Division

- 5517 Robot designed and constructed by two or more 4-H project members. The robot must not be a mere modification of an existing robot kit or plan. The robot may be a programmable type that is made from a commercial (purchased) kit. This division is designed to encourage teamwork and cooperation among fellow 4-H members. As with many high-tech projects today, no one person designs and builds a robot alone. It takes the brainstorming, planning, problem solving, and cooperation of an entire team to complete a given robotics project.

### **EDUCATIONAL EXHIBITS RULES**

1. For notebooks, display boards, and posters, no additional exhibit information is required; no manila envelope is needed for these exhibits.
2. Exhibits are to have a **clear link to the Engineering and Technology area** of robotics.
3. Exhibits in posters, notebooks and display boards must contain substantial supporting educational materials.
4. Educational display boards, posters and notebooks should be creative and showcase details about the knowledge learned in the project during the current 4-H year. Value is placed on youth who can demonstrate how their skills have increased while completing the project. Each exhibit will be judged on uniqueness, creativity, neatness, accuracy of material, knowledge gained, and content. An exhibit judging score sheet available at <http://robotics.engtech4ks.com/>.
5. Follow copyright laws, citing all sources of information in a standard notation Sources of information must be cited on the front of your exhibit, including all posters and educational display boards.
6. Educational displays are not to exceed a standard commercial 4' high X 3' wide X 2' deep. No card table exhibits will be allowed. Care should be taken to use durable materials that will withstand Kansas State Fair conditions.
7. Posters are limited to commercial 3' X 4' tri-fold display boards.
8. "Construction Kits" that are part of Educational displays must be contained in cases (tackle boxes, sealable containers, etc.) that may not be larger than 1' x 2' x 2' and must have a latch which securely keeps all components contained in the "Construction

Kits". Other components are to adhere to appropriate dimensions as stated elsewhere.

9. Educational Project notebooks must be organized in a 3-ring binder.
10. Any three-dimensional poster or display board exhibits may not be thicker than 2 inches.
11. Exhibitor's name, county, or district, age, and year(s) in project must be tagged or labeled on the back of the exhibit. Exhibit cards are not sufficient as they may be removed or repositioned for display. Failure to label an exhibit may result in one ribbon placing deduction.  
Exhibits should possess the following qualities (in no particular order):
  - a. A central theme
  - b. What you want others to learn
  - c. Be designed and constructed in a manner befitting the exhibit
  - d. Be something you are interested in
12. If a safety violation is noted by the judges, superintendent, or other staff, the exhibitor's exhibit, at the judge's discretion, will receive a participation ribbon.

#### Junior Division (Ages 7 – 8)

- 5753 \*Robotics Educational Display
- 5754 \*Robotics Educational Notebook
- 5755 \*Robotics Educational Poster

#### Intermediate Division (Ages 9 – 13)

- 5756 Robotics Educational Display
- 5757 Robotics Educational Notebook
- 5758 Robotics Educational Poster

#### Senior Division (Ages 14 years and older)

- 5761 Robotics Educational Display
- 5762 Robotics Educational Notebook
- 5763 Robotics Educational Poster

#### Team Robotics Project

- 5766 Team Robotics Educational Display
- 5767 Team Robotics Educational Notebook
- 5768 Team Robotics Educational Poster

## SHOOTING SPORTS

Purple/Blue \$3.00    Red \$2.00    White \$1.00

The Shooting Sports project helps youth thrive and develop life skills while teaching shooting safety, care and safety of shooting sports equipment, hunting practices, and provides an opportunity to test your skills. The fair classes are designed to provide an opportunity for youth to educate others about what they have learned through the project or to promote the benefits of participation.

1. Exhibits in this division are open to educational displays, promotional posters, or experiential displays. Follow copyright laws as explained in the General Rules as you are preparing your exhibit. Take care to select durable materials to withstand Fair conditions.
2. National Minimum Standards and Best Practices <https://4-hshootingsports.org/wp-content/uploads/2024/01/12.13.23-Minimum-Standards-Update.pdf> MUST be followed as well as

Kansas 4-H Shooting Sports Handbook.

[https://bookstore.ksre.ksu.edu/pubs/kansas-4-h-shooting-sports-handbook\\_4H1101.pdf](https://bookstore.ksre.ksu.edu/pubs/kansas-4-h-shooting-sports-handbook_4H1101.pdf). Exhibits

outside these standards will be disqualified.

3. The exhibit size rule will be strictly enforced. Failure to follow size limitations will penalize entry one ribbon color. Maximum exhibit size for all exhibits in this division is 4'X6'. Larger exhibits will be turned away.
4. Educational Display: must be the standard tri-fold board ONLY, must not exceed standard tri-fold: 3'x4' unless there is a topper that sits on top of the board and does not take up additional table space; no additional table space available for promotional display items; contents not to exceed display board borders.
5. Promotional Posters: must be flat and no larger than 22"x30"; content not to exceed display board borders. Exhibits may be displayed on wall.
6. Notebooks: no larger than 8 ½" x 11".
7. Exhibits must not display, describe, or depict firearms or firearm components that are not allowed by 4-H Shooting Sports National Minimum Standards.
8. Exhibitors must comply with state and federal laws.
9. No "live" ammunition containing propellant or explosive powders may be used in any display. An inert substitution must be used in lieu of powder and "live" ammunition, the substitution must be clearly described on the back of the poster, display or in a notebook.
10. The Lincoln County Fair nor Post Rock Extension District are liable for the loss or damage of any personal property included as part of your poster, display or notebook.
11. Name, county or district, age and year in project should be on the front of the poster, display or notebook unless special arrangements are made because of declination of publicity release.
12. Exhibits will not be accepted if they are related to reloads.
13. A member may make only one entry in this division.
14. 4-H entries will prominently incorporate the 4-H Clover and KSRE branding and should include the Kansas 4-H Shooting Sports emblem. FFA entries will display appropriate FFA logos and emblems. Failure to do so will penalize entry one ribbon color.

Educational Displays are judged on the following points:

Stopping Power .....	15
Interest, Holding Power .....	15
4-H Project application .....	15
Mechanical Power .....	05
Personal Growth .....	25
Educational Value .....	25
TOTAL .....	100

Posters will be judged on the following points:

Stopping Power .....	30
Interest, Holding Power .....	30
4-H Project application .....	25
Mechanical Power .....	15
TOTAL .....	100

### Educational/Promotional Classes

- 6200 Educational Display Must be directly related to the 4-H Shooting Sports Project (standard tri-fold boards only, no larger than 3'x4').
- 6201 Promotional Poster. Must promote 4-H Shooting Sports.
- 6202 Notebook. Contents pertain to some phase, results, story or information about 4-H Shooting Sports.

### Experiential Classes

- 6203 Shooting Aid or Accessory - Any item the 4-H member makes which helps the shooter/hunter better perform their sport, examples: rifle sling, kneeling roll, arm guard, shotgun vest, target boxes, shooting stick, etc. Include your design, or plans you adapted, what the item is and used for.
- 6204 Storage Case - Any item the 4-H member makes with the purpose to safely hold a firearm, bow, ammunition, and/or arrows. Examples: soft sided shotgun case, quivers, firearm safe, include your design, or plans you adapted. Explain how the storage case is used.
- 6205 Practice Game or Activity - Invent or adapt an activity to practice or teach a project skill. Include pictures of youth playing the game, testimonials of 4-H members who played the game, what skill is being worked on, and directions for the game. Explain how you came up with the game or adapted it to fit the needs of your group members.

## **SMALL ENGINES**

Purple/Blue \$3.00 Red \$2.00 White \$1.00

Through Small Engines, you will have the opportunity to educate others about what youth have learned through the project or to promote the benefits of participation in those project areas.

All exhibits should involve engines smaller than 20 horsepower. Engine should contain no fuel in tank or carburetor.

1. Each Small Engines exhibit must include a "4-H Small Engines Information Form", which is available through your local K-State Research and Extension office or here: <https://www.kansas4-h.org/projects/engineering-technology/small-engines/>. This form must be attached to the outside of a 10' X 13" manilla envelope. Place them inside the manilla envelope. For notebooks, display boards, and posters, no additional exhibit information is required; no manilla envelope is needed for these exhibits
2. Items that have been in use should be cleaned for exhibit.
3. A sheet of operating instructions must be included in the packet for any exhibit that is not self-explanatory.
4. Displays are limited to 4' wide and 4' deep – both upright and floor displays.
5. An exhibitor may enter up to three items in this division, but only one article per class.

- 4610 Display: Exhibit a display, selecting one of the following options: 1) a display identifying different

engine or lawn and garden equipment parts or a display showing the function of the various engine or lawn and garden equipment parts; OR 2) a display identifying and explaining the function(s) of different special tools needed for small engine work; OR 3) a display illustrating and providing the results of any one of experiments that are included in the project books. No complete engines, lawn tractors, tillers, chainsaws are permitted for display. Maximum tri-fold size is 3' x 4'.

- 4611 Maintenance: Exhibit a display that illustrates either: 1) Routine maintenance procedures OR 2) Diagnosing and troubleshooting specific problems in an engine. No complete engines, lawn tractors, tillers, chainsaws, etc. are permitted for display, using a maximum tri-fold size of 3' x 4'.
- 4612 Operation: Exhibit an operable small engine (no more than 20 HP) overhauled or rebuilt by the member. Include maintenance schedule for the engine and a brief description of steps taken by the member overhauling or rebuilding the engine. Engine should contain no fuel in tank or carburetor.

All exhibits in this division are limited in size to standard, tri-fold, display boards (36" X 48") and items may not extend beyond 24" from the back board. All displays must be self-standing.

## **UNCREWED AERIAL SYSTEM (UAS)**

Purple/Blue \$3.00 Red \$2.00 White \$1.00

The 4-H Unscrewed Aerial Systems or UAS project explores the world from above the trees and discovers new frontiers with UASs. UASs are commonly known as Unmanned Aerial Vehicles (UAVs) or drones. Members explore the uses and applications of unmanned aerial systems including how UASs link to other projects such as geology, robotics, electronics, crop science and many more.

1. The information that accompanies the UAS must be limited to the 4-H Engineering & Technology Exhibit Information Form which is affixed to a 10" x 13" envelope. This envelope should NOT be attached to the UAS. This may be downloaded from <http://uas.engtech4ks.com/>. Any UAS exhibit not including this completed envelope will receive an automatic participation ribbon. All revisions of forms previously released for the division dated prior to current year are void for use and new forms must be obtained and used that are dated by the Kansas State 4-H Office for the current year.
2. Each exhibit MUST include a video of the youth operating their UAS. This allows judges to get a better understanding of the exhibit and allows the youth the opportunity to fully demonstrate their exhibit. The video should be no longer than 8 minutes and should be placed on the DC, DVD, USB drive or similar. Internet is not available to access the video. The exhibitor needs to provide a computer to view the video.

For the State Fair, the 4-H Member must include a video of the youth operating their UAS.  
a. Videos with an accompanying release form

signed by the exhibitor's parent or guardian may be displayed at the State Fair in the Engineering & Technology exhibit area.

- b. The video must not be more than 8 minutes long and should be included on the USB drive.
3. Exhibitor's name, county or district, age, and years(s) in project must be tagged or labeled on the exhibit, educational display, notebook, and/or poster.
4. Uncrewed Aerial System that include or depict weaponry of any kind will be disqualified.
5. For scratch built UAS kits, if modifications are made to the exhibit, a page should be attached noting those modifications.
6. If a safety violation is noted by the judges, superintendent, or other staff, the exhibitor's exhibit, at the judges' discretion, will receive a participation ribbon.
7. For practical application entries, the UAS is not required to be displayed as part of the exhibit, only the supporting material.
8. The same UAS may be used by multiple exhibitors for different practical application entries.

#### Junior Division (Ages 7 – 8 years)

5704 \*Uncrewed Aerial System designed and constructed by exhibitor that is operated by a remote-controlled device. The UAS must not be a mere modification of an existing kit or plan. You may not exhibit a UAS that is purchased off the shelf in this class.

5705 \*Practical application of an Uncrewed Aerial System constructed from a commercial (purchased) kit. This includes one or more of the following: video, notebook, poster, display board, etc. This class is separate from educational exhibits. A tangible use would be mapping Russian olive trees, eroded soils, and bindweed in fields, etc. There are also many other non-agricultural UAS uses that would be appropriate for this class.

#### Intermediate Division (Ages 9 – 13 years)

5701 Uncrewed Aerial System designed and constructed by exhibitor that is operated by a remote-controlled device. The UAS must not be a mere modification of an existing kit or plan. You may not exhibit a UAS that is purchased off the shelf in this class.

5702 Practical application of an Uncrewed Aerial System constructed from a commercial (purchased) kit. This includes one or more of the following: video, notebook, poster, display board, etc. This class is separate from educational exhibits. A tangible use would be mapping Russian olive trees, eroded soils, and bindweed in fields, etc. There are also many other non-agricultural UAS uses that would be appropriate for this class.

#### Senior Division (Ages 14 and older)

5706 Uncrewed Aerial System designed and constructed by exhibitor that is operated by a remote-controlled device. The UAS must not be a mere modification of an existing kit or plan. You may not exhibit a UAS that is purchased off the shelf in this class.

5707 Practical application of an Uncrewed Aerial System constructed from a commercial (purchased) kit. This includes one or more of the following: video, notebook, poster, display board, etc. This class is

separate from educational exhibits. A tangible use would be mapping Russian olive trees, eroded soils, and bindweed in fields, etc. There are also many other non-agricultural UAS uses that would be appropriate for this class.

#### **Educational Exhibits Rules**

1. For notebooks, display boards, and posters, no additional exhibit information is required; no manila envelope is needed for these exhibits.
2. Exhibits are to have a **clear link to the Engineering and Technology area** of uncrewed aerial systems.
3. Exhibits in posters, notebooks and display boards must contain substantial supporting educational materials.
4. Educational display boards, posters and notebooks should be creative and showcase details about the knowledge learned in the project during the current 4-H year. Value is placed on youth who can demonstrate how their skills have increased while completing the project. Each exhibit will be judged on uniqueness, creativity, neatness, accuracy of material, knowledge gained, and content. An exhibit judging scoresheet available at ET Posters Displays Notebooks Score Sheet All.pdf.
5. Follow copyright laws, citing all sources of information in a standard notation Sources of information must be cited on the front of your exhibit, including all posters and educational display boards.
6. Educational displays are not to exceed a standard commercial 4' high X 3' wide X 2' deep. No card table exhibits will be allowed. Care should be taken to use durable materials that will withstand Kansas State Fair conditions.
7. Posters are limited to commercial 3' X 4' tri-fold display boards.
8. "Construction Kits" that are part of Educational displays must be contained in cases (tackle boxes, sealable containers, etc.) that may not be larger than 1' x 2' x 2' and must have a latch which securely keeps all components contained in the "Construction Kits". Other components are to adhere to appropriate dimensions as stated elsewhere.
9. Educational Project notebooks must be organized in a 3-ring binder.
10. Any three-dimensional poster or display board exhibits may not be thicker than 2 inches.
11. Exhibitor's name, county, or district, age, and year(s) in project must be tagged or labeled on the back of the exhibit. Exhibit cards are not sufficient as they may be removed or repositioned for display. Failure to label an exhibit may result in one ribbon placing deduction.
12. Exhibits should possess the following qualities (in no particular order):
  - a. A central theme
  - b. What you want others to learn
  - c. Be designed and constructed in a manner befitting the exhibit
  - d. Be something you are interested in
13. If a safety violation is noted by the judges, superintendent, or other staff, the exhibitor's exhibit, at the judge's discretion, will receive a participation ribbon.

14. Posters, Notebooks, and Display Boards may be checked out for use in a Kansas State Fair 4-H demonstration or illustrated talk with prior permission. For permission, check with the superintendent(s). The exhibit must be returned to display immediately after the demonstration/illustrated talk, or the exhibit will be disqualified.

#### Junior Division (Ages 7 – 8)

5790 \*Junior Uncrewed Aerial System Educational Poster

5791 \*Junior Uncrewed Aerial System Display Board

5792 \*Junior Uncrewed Aerial System Notebook

#### Intermediate Division (Ages 9 – 13)

5781 Intermediate Uncrewed Aerial System Educational Poster

5782 Intermediate Uncrewed Aerial System Display Board

5783 Intermediate Uncrewed Aerial System Notebook

#### Senior Division (Ages 14 years and older)

5786 Senior Uncrewed Aerial System Educational Poster

5787 Senior Uncrewed Aerial System Display Board

5788 Senior Uncrewed Aerial System Notebook

## **VETERINARY SCIENCE**

Purple/Blue \$3.00 Red \$2.00 White \$1.00

The purpose of the 4-H Veterinary Science project is to provide a way for young people who care for animals and may want to follow a career in veterinary medicine to explore the topic. In this project, members will learn about animal health, behavior, and visit with veterinarians. 4-H member in the Veterinary Science project may develop an exhibit to demonstrate the knowledge and skills learned about a common health problem in animals, a veterinary science principle or public health/zoonotic diseases.

1. A Veterinary Science exhibit may consist of a poster, notebook or project display. The exhibit may represent material from any of the Veterinary Science projects including entry level exhibits from Unit I.
2. If photographs are to be part of the exhibit, remember that they will be viewed by the public. Make sure that the photographs are in good taste and will not be offensive to anyone. Graphic photographs of excessive bleeding, trauma or painful procedures are not appropriate. For exhibits related to veterinary surgical procedures, aseptic techniques need to be shown, for example, use of drapes, use of sterile procedures, wearing of gloves and other appropriate veterinary medical practices.
3. First-Aid Kits: Because of public safety concerns and risk of theft of first-aid kit contents (veterinary drugs/equipment) with perceived potential for drug abuse, animal first aid kits containing any drugs or medications will be immediately disqualified and not displayed. First Aid kits wishing to include medication information should instead utilize written descriptions, photographs, drawings, computer generated print-outs or empty packaging of pharmaceuticals.

4. Veterinary Science Posters - This exhibit presents the viewer with a design that is simple and direct, unlike a display that usually presents more information. A poster should not exceed 22" x 30" and may be either vertical or horizontal.
5. Veterinary Science Displays - A display may include but is not limited to: a 3-dimensional exhibit, a scale model, the actual product (for example: skeleton; teeth; samples of leather, fur, or dried skin damaged by disease or parasites) or a notebook. A display is not a poster. A display may be mounted on poster board not to exceed 22" x 28" or on 1/4" plywood or equivalent that does not exceed 24" high or 32" wide or in a three ring binder or another bound notebook format.
6. Veterinary Science Notebooks: Individual entries are to be placed for display in a three-ring notebook for competition. Notebooks may not be larger than 8 1/2' x 11".
7. The Lincoln County Fair nor Post Rock Extension District are liable for the loss or damage of any personal property included as part of your poster, display or notebook.
8. Name, county/district, age and year in project should be on the front of the poster, display or notebook.
9. Appropriate topics include:
  - Maintaining Health
  - Specific disease information
  - Photographic display of normal and abnormal characteristics
  - Animal health or safety
  - Public health or safety
  - Proper animal management to ensure food safety and quality
  - Efficient and safe livestock working facilities
  - A topic of the exhibitor's choosing related to veterinary medicine or veterinary science
10. Because these are science displays, all references and information must be properly cited. Proper sources include but are not limited to: Professional journals and publications, professional AVMA accredited websites, interviews with veterinarians and excerpts from Veterinary Educational Literature. Plagiarism will result in a disqualification. Please study your topic and present the information to your audience in your own words.

#### **Classes**

7000 – 4-H Veterinary Science Notebook

7001 – 4-H Veterinary Science Poster

7002 – 4-H Veterinary Science Project Display

## **VISUAL ARTS**

Purple/Blue \$3.00 Red \$2.00 White \$1.00

The visual arts project teaches artistic skills and the elements and principles of design. 4-H members explore techniques, study art history, culture, and discover their talents. Be creative; draw, paint and work with different mediums. There are five classes that are judged at the Kansas State Fair: Fine Arts, Clay and Ceramics, Leather and Jewelry, Three Dimensional, and General Crafts.

1. Each Exhibitor is limited to 4 entries per class.
2. Choose the correct category. Fiber Arts Project offers classes for quilting, embroidery, counted cross stitch, etc. Building Block Engineering offers classes for "legos".
3. Judging will be conference style. Exhibitors need to sign up for judging time the morning of judging in the 4-H Building.
4. State Fair exhibits will be selected in eligible classes from outstanding exhibits. Judges will select and mark these after completing the judging.
5. Visual Arts exhibits will be judged at the Kansas State Fair. Rules are: Each county may submit one entry from each of the five categories (Fine Arts, Clay and Ceramics, Leather and Jewelry, Three-Dimensional, and General Crafts) for a total of five entries per county. If a county doesn't have an entry for one of the classes, they may submit a second entry in one of the other classes to meet the quota of five entries per county.
6. Articles exhibited must be an original design created by the exhibitor. See copyright guidelines.
7. All visual arts exhibits are evaluated using a visual arts rubric, which takes into account correct use of design elements, craftsmanship, and creativity.
8. All two dimensional art, including fine art, intended to be hung, will need to have a wire hanger. (Due to our display system, NO saw tooth hangers, string, or tape will be allowed.) Exhibits will be lowered one ribbon placing if correct hardware is not used. If art cannot be hung properly, it may not be displayed.
9. Multi-piece items should be marked accordingly for judging and display purposes. Art exhibits are handled several times between check-in, judging, and display. Please mark accordingly or place in a container so volunteers are aware of multi-piece exhibits.
10. No plants or plant materials needing watering can be entered as an art display or item.
11. All exhibits are entered at your own risk.
12. For state fair consideration, kits and preformed molds are not considered original and are not acceptable. Examples include paint by number, diamond art kits, string art, etc.
13. Combining parts of different patterns (picture, photographs, images from the internet or magazine) with the member's own ideas can result in an original design, but simply changing the color, pattern, and/or size of a pattern does not make the design original. If you create a replica of what you see somewhere else (i.e. Pinterest), it is not your original design. Rule exception to "kits": Leather project kits, due to the nature of precut leather, are allowed.
14. If a photo, sketch, or other idea source was used, attach and submit it with your entry.

#### Visual Arts Definitions/Explanations:

*Two-Dimensional Art* is described as a form of visual art that exists on a flat surface and has width and height but no depth. Examples include drawings, paintings, prints, photography and can be created with charcoal, ink, watercolor, pencil, paint, etc.

*Three-Dimensional Art* is described as a form of art that has height, width and depth and can be viewed from multiple angles. 3D art takes up physical space. Examples include clay molding, glass blowing, sculpture, casting, modeling, carving and construction.

*Explanation of the term "kit"* – Any art project that comes pre-packaged or boxed as a "kit" is not an allowable project. While utilizing kits can help build skills, the work needs to be original to the 4-H member. Examples include paint by number, diamond art kits, string art, etc. Exception: Leather project kits, due to the nature of precut leather, are allowed.

#### *Explanation of "original art" -*

- If a 4-H member creates their own pattern or art project that contains paint, diamond art beads, string art or any other medium, then it becomes their own work and in turn can evolve into an allowable project.
- Combining parts of different patterns (pictures, photographs, images from the internet or magazine) with the member's own ideas can result in an original design.
- Changing only the color, pattern or size does not make the design original.
- If a photo, sketch or other idea source was used, or a new pattern was created by the 4-H member please submit it with the judging rubric.
- The design process for original art by the 4-H member must be explained in the judging rubric.

*Painted craft versus glazed pottery* – When a 4-H member uses acrylic paint on pre-made ceramic pieces it is considered a painted craft. When a 4-H member applies glaze to greenware and the pieces are fired, that is considered pottery/ceramics and fine art.

#### Class

- 4501 Fine Arts: Oil, chalk, charcoal, dyes, pastels, pencil, ink, acrylic, or watercolor on canvas, canvas board, paper, wood, metal, or textiles, framed as a picture, prepared for hanging. Stretched canvas art on a wooden frame is considered prepared for hanging provided that frame has a hanger.
- 4502 Clay and Ceramics: Any original item made of clay; may be fired or unfired, hand formed, or thrown on a wheel. Self-hardening, fire/oven-cured, and/or cornstarch clays are acceptable. Items can include, but are not limited to, clay statues, bowls, etc.
- 4503 Leather and Jewelry: Any leather stamping, carving, tooling, lacing, or stitching piece or any jewelry piece made from any medium are acceptable exhibits. Leather project kits are acceptable due to leather being precut for particular projects. If a 4-H member makes their own leather pattern that should be explained in the rubric and the pattern included.
- 4504 Three Dimensional: The piece must be observable on at least three sides and should be either free-standing or prepared to be hung. Craft and pre-formed or assembled projects are not acceptable.
- 4505 General Crafts: This category incorporates miscellaneous pieces that do not correspond to the four, above-mentioned categories.
- 4506 \*Other Arts (Visual arts not meeting state fair expectations. County-level only.)



# WILDLIFE

Purple/Blue \$3.00      Red \$2.00      White \$1.00

This project is for all youth, whether living in the city, the country, or in between. Wildlife are an important part of our state heritage and environment, ranging from birds to bison to fish to deer and more. In this project you will learn about wildlife behavior, habitat requirements, how wildlife species fit into nature's scheme, how they are managed, and how they relate to humans.

1. Exhibitors must comply with state and federal laws. It is illegal to possess threatened or endangered wildlife, or the feathers, nests, or eggs of non-game birds. Game birds and game animals taken legally during an open season may be used. Every wildlife on display must have a statement about how they were obtained legally. The use of live wild animals in educational exhibits is prohibited.
2. Exhibits in this division are open to educational displays, promotional posters, or experiential displays. Exhibits should reflect learning in the project area. Follow copyright laws as explained in the General Rules as you are preparing your exhibit. Take care to select durable materials to withstand State Fair conditions.
3. Wildlife exhibits that reflect harvesting of wildlife must follow National Minimum Standards and Best Practices <https://4-hshootingsports.org/wp-content/uploads/2024/01/12.13.23-Minimum-Standards-Update.pdf> and Kansas 4-H Shooting Sports Handbook [https://bookstore.ksre.ksu.edu/pubs/kansas-4-h-shooting-sports-handbook\\_4H1101.pdf%20](https://bookstore.ksre.ksu.edu/pubs/kansas-4-h-shooting-sports-handbook_4H1101.pdf%20) and Kansas Fish and Game laws. Exhibits outside these standards will be disqualified.
4. The exhibit size rule will be strictly enforced. Exhibits exceeding the size guidelines will be disqualified. Maximum exhibit size for all exhibits in this division is 4'X6'. Larger exhibits will be turned away.
5. Educational Display: must be the standard tri-fold board ONLY, must not exceed standard tri-fold: 3'x4' unless there is a topper that sits on top of the board and does not take up additional table space; no additional table space available for promotional brochures or display items; content not to exceed display board borders.
6. Posters: must be flat and no larger than 22"x30"; content not to exceed display board borders. Exhibits may be displayed on wall.
7. Notebooks: no larger than 8 1/2" x 11". Notebooks may be a journal showing habitat development, bird watching tips, information on endangered species or other in-depth study.
8. Exhibits must not display, describe, or depict firearms or firearm components that are not allowed by 4-H Shooting Sports National Minimum Standards.
9. No "live" ammunition containing propellant or explosive powders may be used in any display. An inert substitution must be used in lieu of powder and "live" ammunition, the substitution must be clearly

described on the back of the poster, display or in a notebook.

10. The Lincoln County Fair nor Post Rock Extension District are liable for the loss or damage of any personal property included as part of your poster, display or notebook.
11. Name, county or district, age and year in project should be on the back of the poster, display or notebook unless special arrangements are made because of declination of publicity release.
12. Exhibits will not be accepted if they are related to reloads.
13. An exhibitor may make one entry in each class.
14. Sportfishing displays could be on different flies exhibitor has or different fish found in the county.
15. Taxidermy/Tanning exhibits should include an attachment that shows the work in progress through photos with captions, or a detailed journaling of the process.

## DISPLAY/NOTEBOOK CLASSES

- 5400 Notebook. Contents pertain to some phase, results, story or information about the wildlife project.
- 5401 Promotional Poster. Must be related to something learned in the wildlife project. (Flat poster board or foam board no larger than 22" x 28").
- 5402 Educational Display. Must be directly related to the wildlife project. Maximum tri-fold size is 3' x 4'.

## EXPERIENTIAL/OTHER CLASSES

- 5403 Fish Harvesting Equipment - Board exhibit. Display of equipment used in fish harvesting. Examples: fishing knots, hooks (with corks over ends for safety), lures. Label all items displayed. Include in your exhibit the following information: the purpose of each item, when or where each item is used.
- 5404 Build a Fishing Rod - A fishing rod educational exhibit may not exceed 96 inches in length. Exhibit must be mounted on a board. Include with the exhibit: Explanation of cost of materials/components and how many number of hours required for construction. Label all parts. Necessary components which must be included are grip, line guides (based on manufacturers specifications), guide wraps, and hook keeper. Reel seat needs to be aligned with guides, and guides aligned accurately down rod. Guide wraps of size A to D, nylon or silk thread. Exhibit will be judged on: workmanship, labeling of parts, information, and neatness.
- 5405 Casting Target - Make a casting target for exhibit and use. Target must be under 48" x 48". The bullseyes must be 2 feet, outer band must be 1 foot in diameter and can have up to 3 rings. The exhibit must be easy to store, durable, and weather resistant. Include the purpose and rules of using your casting target.
- 5406 Wildlife Harvesting Equipment - Board Exhibit. Display of equipment used in harvesting wildlife. Examples: expended ammunition casings (no live ammunition permitted), steel traps, hide stretchers, fleshers, etc. For displays of shotguns, rifles, or bows, use drawings or pictures. Label all items



displayed: the purpose of each item, when or where it is used and personal experiences with the item.

- 5407 **Inventing Wildlife/Fish Harvesting Equipment, Aid or Accessory** - Use engineering principles to invent or adapt equipment that helps you harvest fish or wildlife. This could include wildlife calls, adapted fishing pole for shallow water, a blind, decoys, etc. Share your drawing (or adapted plans), how the equipment works, how you tested it, and the results of testing your prototype, and any adjustments you made.
- 5408 **Tanned Hides** - Exhibit of a wild animal hide properly processed by the member. If not mounted, must be in a clear clothing bag with hanger. Field experiences, study, OR observations that relate to the exhibit should be included with exhibit.
- 5409 **Taxidermy** - Any legal fish, bird, or other wild animal properly processed by the member. No requirement as to mounting. Include the animal's name and the following: information about the exhibitor's personal field experiences, study, OR observations that relate to the exhibit.
- 5410 **Wildlife Tracks** - Board or diorama-type box exhibit. Make a display of animal tracks using plaster-of-paris casts. There are 3 options. For all options, include a brief description of your experiences in making the tracks so the judges better understand what you did and learned. Positive casts (impressions as they would be in nature) are preferred. - Option 1 should show plaster-of-paris tracks of five or more kinds of wildlife along with a picture or illustration of each kind of animal. (OR) - Option 2 should show two or more plaster-of-paris tracks of one specific kind of wildlife and should include a picture or illustration of the animal, what the animal may eat, and what may eat the animal. (OR) - Option 3 should show two tracks and include the animal's habitat needs including preferred food, shelter, water, and space in addition to picture or illustration of the animal.
- 5411 **Wildlife Knowledge Check** - Use electrical circuits, pictures, or other methods of teaching wildlife identification or other wildlife conservation or shooting sports related knowledge. Plan size and shape to fit transportation and display; maximum size 24 x 24 inches.
- 5412 **Houses** - Make a house for wildlife. Examples: bird house (bluebird, purple martin, wood duck, kestrel, barn owl, etc.) or bat house; no insect houses. Make the house functional so that dimensions, hole size etc. are appropriate to fit the intended species' needs. Include the following information: 1) the kinds of animal(s) for which the house is intended, 2) where and how the house should be located for best use, 3) any seasonal maintenance needed, and 4) any evidence of your personal observations from experiences.
- 5413 **Feeders/Waterers** - Make a bird bath or feeder. Examples: seed, suet, or nectar feeders. Squirrel feeder okay; no insect feeders. Include the following information: 1) the kinds of animal(s) for which the water/feeder is intended, 2) where are how the water/feeder should be located for best use, 3) any seasonal maintenance needed, and 4)

any evidence of your personal observations or experiences.

## WOODWORKING

Purple/Blue \$3.00 Red \$2.00 White \$1.00

The Wood Working project allows youth to exhibit a wide variety of items made working with wood and, using tools. You will learn to create and read plans to build projects for the farm, shop, household or other areas.

1. Read general rules.
2. In Kansas 4-H, this project area is referred to as 4-H Wood Science.
3. No exhibitor may enter more than 5 articles in this division.
4. The plan from which it was constructed **must** be with the article exhibited. The plan may be a photocopy, the actual pattern, or a scale drawing. It must be complete and accurate to the extent that a duplicate article could be built using the plan as a guide. Please note: a set of step-by-step instructions is not a plan.
5. 2. Projects with missing or insufficient plans will be lowered one ribbon placing (i.e. a blue ribbon exhibit will receive a red ribbon).
6. The entry card, plans and other paperwork should be enclosed in a zip-top plastic bag with a hole punched through it and tied or secured to the project in some manner. Tape is not usually adequate to accomplish this.
7. The use of materials other than wood should be kept to a minimum.
8. Projects that have unsecured glass, i.e., glass shelves, glass top of a coffee table, etc., should not be brought to the fair. Glass that is secured in the project, i.e., glass front of a gun case or cabinet, etc., is permissible since it cannot be easily removed.
9. Extra pieces that go with your woodworking project (i.e. bean bags to go with a cornhole set, building blocks to go with a play table, etc) **SHOULD NOT** be submitted with the project.
10. Entry card, plans and all other paperwork should be secured to the project in some manner. Tape is usually not adequate to accomplish this. It is recommended to use a zip top plastic bag with a hole punched through it and using string to tie this to the exhibit.
11. Refinished/refurbished furniture will NOT be accepted for exhibit in the wood working project. For 2025, there will not be a class for this at the Kansas State Fair in the 4-H project areas.
12. Projects made from pre-cut kits are not allowed.
13. Woodworking will be judged conference style.
14. In judging, consideration will be given to: choice of wood, suitability & quality of finish, workmanship, design & usefulness.
15. Firearms and weapons are not to be entered or exhibited at the Kansas State Fair in the Kansas 4-H Youth Development Department.
16. 11. NEW 2025 – Projects with “fractal burning” are NOT ALLOWED in any Kansas State Fair Exhibits in the 4-H Youth Development Department. (Example –

electrical burning to make black linework on artwork.)  
This is in agreement with The American Association  
of Woodturners (AAW).

- 4700 Woodwork articles for farm or shop use
- 4701 Furniture for household or lawn use
- 4702 Other woodwork articles not included in above  
class. Example – birdhouses, bird feeders,  
knife rack, bread board, etc

## FFA DEPARTMENT

Superintendent: FFA ADVISORY

1. All entries must have been constructed or repaired by  
a FFA member.
2. **A single exhibit cannot be entered in a joint 4-  
H/FFA division AND this department. Exhibitor  
must choose one or the other.**
3. Exhibitor must be a member of a Lincoln County FFA  
program.
4. Classification of exhibits is based on value of the  
project.
5. The plans and either a bill of materials or shop bill are  
required.
6. The final decision for the classification rests with the  
Fair Officials.
7. All projects must be displayed in a safe manner.

8. Judging will be consultation style with the exhibitor.
9. A champion project may be selected from each class.  
An over-all Grand Champion & Reserve Grand  
Champion will be selected. Ribbons will be awarded.
10. All entries qualify for the auction. Item will be sold to  
the highest bidder and FFA members will relinquish  
the item at that time.

### Class

- 8670. \*Micro Projects (\$149 & under)
- 8671. \*Small Projects (\$150 - \$999)
- 8672. \*Intermediate Projects (\$1,000 - \$1,999)
- 8673. \*Large Projects (\$2,000 - \$2,999)
- 8674. \*Extra Large Projects (\$3,000 or more)
- 8675. \*Repair Projects

**THANK YOU TO THE WONDERFUL LINCOLN COUNTY  
4-H BOOSTERS AND 4-H/FFA COUNTY FAIR AWARD  
SPONSORS!**

**VISIT THE 4-H BUILDING TO SEE SPONSORS  
RECOGNIZED ON AN APPRECIATION DISPLAY!**

SYLVAN GROVE FAIR AND AGRICULTURAL ASSOCIATION  
Sylvan Grove, Kansas  
BY-LAWS

**NAME** – The name of this association shall be the Sylvan Grove Fair and Agricultural Association and will be referred to as the Association. The mailing address is PO Box 85, Sylvan Grove, KS 67481 until otherwise designated by the Fair Board.

**PURPOSE** – The Association is organized exclusively for charitable and educational purposes under section 501(c)(3) of the Internal Tax Revenue Code, or corresponding section of any future or federal tax code.

The purpose of the Association is to promote the agricultural, youth and cultural programs of the traditional County Fair through education, fellowship and participation. The Fair Board shall provide for premiums and awards for achievements in exhibits and promote education and entertainment in the annual county fair.

**MEMBERSHIP** – Any resident of Lincoln County, or any surrounding county, may be a member by actively participating in the purposes of the Association by attending Fair Board meetings and helping to maintain or promote the county fair. Voting members must be of legal voting age. Voting membership shall be established by attendance at 3 out of 4 consecutive regular meetings or by replacement of a former voting member from a participating organization. Any club, group or organization with interest in the county fair shall be allowed, at the discretion of the directors, to have a representative at the monthly meeting.

**BOARD OF DIRECTORS** – The Board of Directors shall be comprised of the five duly elected officers plus two or more persons elected at the same election meeting and shall be known as the Fair Board. The Board of Directors will be the managing body responsible for the business and affairs of the association. Terms for directors will be annual and consecutive terms are permitted and not limited. The membership or Board of Directors may elect a new board member to replace a board member, who resigns or leaves the area, at a regular or special called meeting. An officer or board member may be removed from office by a two-thirds vote at any regular meeting provided the request for removal was presented and included in the minutes of the previous meeting.

**OFFICERS** – President: The president shall preside at all meetings of the Association, call special meetings when circumstances require, and otherwise perform the duties of the chief executive officer of the Association. Vice President: The vice president shall assist the president in his/her duties, and in the absence of the president, perform duties of the president. Secretary: The secretary shall keep the minutes of all meeting and shall keep an attendance record for all meetings. Treasurer: The treasurer shall have charge of the funds of the Association, shall make reports of receipts and expenditures at each meeting, shall pay all proper bills and expenses of the Association, and otherwise perform the duties of the financial officer of the Association. Reporter: The Reporter shall provide meeting recaps and articles to the local media of fair board meetings and events. The Fair Board will be a non-profit and the officers shall serve without compensation and no dues will be charged. The Fair Board may, at its discretion, require an independent audit of the financial affairs of the Association.

**DUTIES OF THE FAIR BOARD OF DIRECTORS** – The Board of Directors shall have general supervision of the business of the Lincoln County – Sylvan Grove Fair. The Fair Board shall provide for the authority of persons that have special charge of management of different functions of the Fair Board. The Fair Board shall have the power to supervise the grounds and property assigned to the Association. The Fair Board shall make arrangements for the Fair programs, exhibitions, and the operations of the county fair. The Fair Board has the right to determine the correct application of any rules published and further to amend or add any special rule for the conduct of the Fair that they may deem necessary and expedient.

**MEETINGS** – Monthly meetings are regularly held on the third Wednesday of each month unless agreed otherwise at the previous meeting. Meetings also may be called by the President or a quorum of the Fair Board at other times by notification in person, by telephone, mail or e-mail. The annual meeting will be deemed the regular scheduled meeting that includes the election of officers.

**QUORUM** – A quorum shall be not less than five directors in attendance at a regular or called meeting.

**DISSOLUTION** - Upon dissolution of the organization the Association will pay or make provision for payment of all liabilities incurred by the organization. Remaining assets shall be given to a non-profit organization that provided services in one of the following areas: charitable, educational, or religious. Prior to receipt of the remaining assets, the board must ensure that the organization selected, qualifies as an exempt organization under Section 501 (c)(3) of the internal Revenue Code of 1954 or corresponding provision of any future United States Internal Revenue Service law.

**AMENDMENTS** – These By-Laws may be altered, amended, or repealed by a two-thirds vote at any regular meeting provided the proposed change was presented in writing at the previous meeting.

These By-Laws shall supersede and replace any previous By-Laws of the Sylvan Grove Fair and Agricultural Association formerly known as the Lincoln County – Sylvan Grove Fair Association.

Adopted this 16<sup>th</sup> day of February 2011. Amended this 20<sup>th</sup> day of June 2018.

Amended this 16<sup>th</sup> day of March 2016. Amended this 17<sup>th</sup> day of February 2021

Amended this 16<sup>th</sup> day of May 2018.

\_\_\_\_\_  
President

\_\_\_\_\_  
Secretary



## This image shows a single sheet of white paper with horizontal ruling lines. The lines are evenly spaced and run across the width of the page. There are no margins, text, or other markings on the paper.

# 2024 PROJECT SALE BUYERS

Thank you for supporting Lincoln County 4-H and FFA members!

For more information about the Project Sale please contact Heather Meyer at 785-829-1665.

Adam Giger  
Bank of Tescott  
Citizen's State Bank  
Dan & Linda Rosebrook  
Doug Schmitt  
Ellsworth Packing  
Gene Meitler 4-H Youth Memorial  
Hunter Station  
JL & Danielle Kasper  
Kenneth Meitler  
Lawson Farms  
Marjorie Aufdemberge  
Meyer Tire & Lube  
Ron & Jodi Nelson  
Scoular  
Steve Schneider  
Teresa Erbert  
Tommie & Theresa Berger  
Wilson State Bank

Alfered Aufdemberge  
Brian & Emily Koster  
Clint & Erika Meitler  
Daniel Cheney  
Downs Veterinary  
Ellsworth Animal Hospital  
Heller Farms  
J & R Feeds  
John Perry  
Kent Rahmeier  
Lincoln Farm Supply  
Marylyn Bell  
Midway COOP Association  
Rod Frederking Enterprises  
Solomon Valley Vet  
Sunflower Veterinary Service  
The Bennington State Bank  
Tyler & Gina Nelson

B & L Motels  
Carrico Implement  
Crop Service Center  
Debra Rosebrook  
Edward Dohl  
Farmers & Rancher Livestock  
Holl Hill Ranch LLC  
Jason Dohl  
KanEquip  
Lance & Lexi Wright  
Mankato Livestock  
Meyer Seeding & Fencing  
Patterson Health Mart  
Russell Cattle Company  
Sorenson Farms Inc  
Suther Feeds, Inc  
The Ellsworth COOP  
United Ag  
Wolf Creek Angus

# 2025 Open Class Awards & Donors

*You are greatly appreciated!*

For more information about how to sponsor a special award in the Open Class Division, contact the Fair Board.

Food Preservation "Best in Show" in Memory of Cora Rahmeier



King Arthur Baking Pie Contest – Senior first prize: \$75 gift card; Second place: \$50 gift card; Third place: \$25 gift card

King Arthur Baking Cookie Contest – Junior first prize: \$40 gift card; Second place: \$25 gift card; Third place: \$25 gift card

## LINCOLN COUNTY FAIR

# DEMOLITION DERBY



**Saturday, July 19<sup>th</sup>, 2025**  
**Fairgrounds – Sylvan Grove, KS**  
**7:30 p.m.**

**Pit Opens at 5:00 p.m.**

**Admission: \$10.00** (Ages 12 & Under Free)

**Pit Passes: \$25.00** (all ages)

**Concessions Available & Lawn Chairs Welcome!**

80's & Newer Bonestock	Compact	Hobo Derby
<i>Entry - \$50 per car</i> <b>Payouts</b> 1st - \$1000 2nd - \$500 3rd - \$200	<i>Entry - \$50 per car</i> <b>Payouts</b> 1st - \$1000 2nd - \$500 3rd - \$200	<i>Entry - \$50/car</i> <b>Payouts</b> 1st - \$1500    3rd - \$300 2nd - \$800    4th - \$100

**For more  
information contact:**  
Nate Pasek 785-658-5289  
Ben Kratky 785-568-7710

**PAYOUTS PLUS  
ADDED MONEY!!**

## THANK YOU TO OUR SPONSORS!



**FARM IMPLEMENT  
& SUPPLY CO. INC.**



**AMERICAN PLAINS COOP  
BOOR CONSTRUCTION**



**BENNINGTON  
STATE BANK**



**NATE PASEK  
SHANE'S CASING  
POST ROCK WIND**

