



LINCOLN COUNTY FAIR

JULY 19-22, 2023

FAIRGROUNDS – SYLVAN GROVE, KANSAS

K-STATE
Research and Extension



4-H is a program of K-State Research and Extension, Post Rock Extension District #1. For more information on the fair or joining a club, contact Post Rock District, Lincoln Office at 785-524-4432.

LIVESTOCK JUDGING CONTEST


FRIDAY, JULY 21ST

10:00 A.M.


PRIZES AWARDED TO 1ST, 2ND & 3RD

Participants will judge 5 classes including market hog, market lambs, market steers, market goats & breeding heifers and give one set of reasons.

- * Juniors (7 - 12)
- * Seniors (13 & up)



THURSDAY



THURSDAY, JULY 20th
6:00-7:30 p.m.

Sponsored By:  **THE BENNINGTON
STATE BANK**

FRIDAY



FRIDAY, JULY 21st

Check in - 6:30 pm

Pedal Pull - 7:00 pm

Sponsored By: Farm Bureau and
Bethlehem Lutheran Church

INFLATABLES, LASER TAG, BARRELL TRAIN

**\$10 WRISTBANDS
AVAILABLE EACH NIGHT
6pm-10pm**



RANCH RODEO

**FRIDAY, JULY 21st
7:00 PM**

ADMISSION BY DONATION

EVENTS

TRAILER LOADING

BRANDING

DOUBLE MUGGING

RULES.....6:30 PM
CALCUTTA6:45 PM

CONTACTS

HEATHER MEYER 785-829-1665
EMILY CARNEY 785-531-1066
BEN KRATKY 785-658-7710

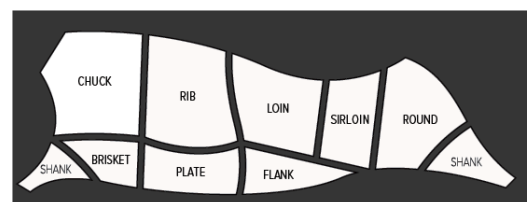
CARCASS SHOW AND BARBEQUE

Ellsworth Packing


PUBLIC IS WELCOME

August 7th @ 6:30 pm

Sponsored by Rosebrook Farms and
Lincoln County Cattlemens Association



SATURDAY



Saturday, July 22nd
5:00 P.M. PITS OPEN
7:30 P.M. FAIRGROUNDS - SYLVAN

PRE-FAIR EVENTS

THURSDAY, JULY 13TH
LINCOLN HIGH SCHOOL

1:00 p.m. 4-H Fiber Arts Judging
1:00 pm - 5:00 pm 4-H Fashion Revue
6:00 pm 4-H Public Fashion Revue (in Person)

MONDAY, JULY 17TH
LINCOLN HIGH SCHOOL

9:00 a.m. 4-H Foods Judging
9:00 a.m. 4-H Photography Judging
3:00 to 4:00 p.m. Bake Sale to Lincoln Businesses

MONDAY, JULY 17TH
FAIRGROUNDS, SYLVAN GROVE

5:00 pm - 7:00 pm Fairgrounds Clean Up

LINCOLN COUNTY FAIR SCHEDULE

WEDNESDAY, JULY 19th

2:00-6:00 pm..... 4-H Building Open/Optional Exhibit Drop-Off
4:00-6:00 pm..... Animal Vet Inspection, Poultry Pullorum Testing
Check-in & Weigh-in
5:00 pm Legion Stand Open
5:00 pm–7:00 pm Enter Open Class Exhibit
7:00 pm 4-H & Open Class Horse Show
8:00 pm. Tie Out Livestock

THURSDAY, JULY 20th

7:00 am 4-H Building Open for Check-in
7:00 am Breakfast at Little White Stand
8:30 am 4-H Posters, Notebooks, Booths, Banners & Visual Arts Judging
8:30 am 4-H Horticulture, Entomology/Geology (4-H Building)
8:30 am Open Class Fine Arts Judging
9:00 am 4-H Woodworking, Electric, Space Tech (STEM) Judging
9:30 am 4-H Pet Show at American Legion Pavilion
10:00 am Open Class Arts and Crafts Judging
10:00 am Open Class Horticulture Judging
10:00 am Open Class Foods and Preservation Judging
10:00 am Poultry & Rabbit/Guinea Pig Judging (Fairgrounds)
11:00 am Open Class Photography Judging
12:00 Noon..... Legion Stand Open
4:00 pm Bucket Calf Judging & Showmanship, 2nd Year Bucket Calf
5:00 (15 minutes after Bucket Calf Show) Market Steer/Heifers & Breeding Heifers Judging
6:00 pm. Cattlemen's BBQ Supper
6:00 pm Ice Cream by Bennington State Bank
7:00 pm Post Rock Dance Academy Performance – Grandstand
7:00 pm Blacksmith Demonstration by Isaak Jordan
8:00 pm (15 minutes after Beef Show)..... Swine Judging
9:00 pm Tie Out Livestock
9:00 pm Bingo (Sponsored by Sylvan Senior Center) confirm

FRIDAY, JULY 21st

7:00 am Breakfast at Little White Stand
8:00 am Sheep & Goats Judging

9:00 am View Exhibits
 10:00 am (or 30 minutes after conclusion of the Sheep & Goat show) Livestock Judging Contest
 12:00 Noon.....American Legion Stand Opens
 4:00 – 7:00 pm Blacksmith Demonstration by Isaak Jordan
 6:30 pm. Youth Pedal Pull Check In - Grandstand
 7:00 pm Youth Pedal Pull – Grandstand
 6:45 pm Ranch Rodeo Calcutta
 7:00 pm. Ranch Rodeo
 7:20 pm Cake Walk/Bake Walk (Sponsored by Hometown Helpers Community Club)
 9:00 pm Tie Out Livestock
 9:00 pm Bingo (Sponsored by Sylvan Senior Center)

SATURDAY, JULY 22nd

7:00 am Breakfast at Little White Stand
 8:00 - 9:00 am Youth Archery Registration
 9:00 am Youth Archery Shoot
 9:00 am View Exhibits
 9:00 am Round Robin
 12:00 Noon.....American Legion Stand Opens
 1:00 pm 4-H Project Sale in Livestock Show Ring
 2:30 to 4:00 pm ALL Exhibits and Animals Released
 (ALL livestock and fair exhibits must be out by 4:00 pm)
 4:00 – 7:00 pm Blacksmith Demonstration by Isaak Jordan
 7:30 pm Demolition Derby
 9:00 pm. Bingo (Sponsored by Sylvan Senior Center)
 Firework Show After consolation & before feature of demo derby

SUNDAY, JULY 23rd

8:30 am. GENERAL AFTER FAIR CLEAN-UP

PEACH COBBLER and ICE CREAM
July 20th – 22nd

Northwest Corner outside Grandstand

Provided by:
 Bethlehem Lutheran Church
 Sylvan Grove

**BREAKFAST IS
 SERVED!**

JULY 20TH-22ND

Opens @ 7:00 am

**At the Little White Stand on the
 North side of the Grand Stand**

**Provided by:
Sylvan Senior Center**

Table of Contents

.....	1	RATE OF GAIN	22
OPEN CLASS	1	BEEF AND BUFFALO	22
ENTRIES FOR PREMIUMS.....	1	GOATS	24
AWARDING OF PREMIUMS	1	SHEEP	25
MISCELLANEOUS	1	SWINE.....	25
CLAIMS OF INJURY	3	POULTRY	27
HEALTH REQUIREMENTS.....	3	RABBITS & GUINEA PIGS.....	27
GENERAL REQUIREMENTS	3	LIVESTOCK SHOWMANSHIP	28
CATTLE AND BISON.....	3	ROUND ROBIN SHOWMANSHIP	28
POULTRY	3	LIVESTOCK JUDGING CONTEST	28
RABBITS & GUINEA PIGS.....	3	OUTSTANDING BEEF, SHEEP, SWINE, GOAT, RABBIT & POULTRY HERDSMEN.....	28
SHEEP & GOATS.....	3	PET SHOW & TELL.....	29
SWINE.....	4	DOGS.....	30
PET SHOW & TELL.....	4	AGRICULTURE AND STATIC PROJECTS	30
LIVESTOCK.....	4	FIELD CROPS.....	30
CATTLE AND BISON.....	4	HORTICULTURE	30
SWINE.....	4	CLOTHING & TEXTILE.....	31
POULTRY	5	CONSTRUCTION.....	31
RABBITS & GUINEA PIGS.....	5	FASHION REVUE.....	32
SHEEP	5	FOODS & NUTRITION.....	33
HORSES	6	FOOD PRESERVATION.....	34
GOATS	6	HOME ENVIRONMENT.....	34
PET SHOW & TELL.....	7	FIBER ARTS	35
AGRICULTURE AND STATIC PROJECTS	7	VISUAL ARTS.....	36
HORTICULTRUE.....	7	ENTOMOLOGY	36
BAKED ITEMS & FOOD PRESERVATION	9	FORESTRY	38
FOOD PRESERVATION.....	10	GEOLOGY AND LAPIDARY.....	40
FINE ARTS	11	BEE SCIENCE	41
ARTS & CRAFTS	13	PHOTOGRAPHY	41
PHOTOGRAPHY.....	14	WOODWORKING.....	42
4-H/FFA SECTION	18	CLUB DISPLAYS, EXHIBITS & BOOTHS	42
4-H/FFA GENERAL REGULATIONS	18	BANNER CLASS.....	43
PROJECT SALE RULES	20	FOOD DISPLAYS.....	44
GENERAL LIVESTOCK & ANIMAL RULES (ALL SPECIES)	20	NOTEBOOKS, POSTERS & DISPLAYS	44
BELL RINGER AWARD.....	21	ENERGY MANAGEMENT:	45

STEM - AG MECHANICS	45
STEM - ARCHITECTURAL BLOCK CONSTRUCTION.....	46
STEM - ASTRONOMY	47
STEM - COMPUTERS.....	47
STEM - ROBOTICS.....	47
STEM - SMALL ENGINE	49
STEM - ROCKETRY	49
STEM - UNMANNED AERIAL SYSTEMS (UAS)	49

STEM - EDUCATION EXHIBITS	50
WILDLIFE.....	50
SHOOTING SPORTS.....	50
HEALTH & WELLNESS.....	51
FFA DEPARTMENT	51
GENERAL REGULATIONS	51

LINCOLN COUNTY FAIR

2023

OPEN CLASS

We extend a cordial invitation to each and every one of you to exhibit your livestock, garden produce, baked and hand-made articles in our County Fair July 19-22, 2023. **Open Class entries will be accepted Wednesday, July 19th from 5:00 pm – 7:00 pm. Exhibits will be accepted in the open class division from throughout the state.**

All livestock, 4-H/FFA and open class (including poultry and rabbits), must check in Wednesday, July 19th from 4:00 – 6:00 PM.

All animals entered for exhibition will be subject to inspection by competent veterinarian and those diseased will be refused admittance to grounds.

All open class and 4-H exhibits must remain in place until check out time of 2:30 p.m. on Saturday, July 22nd.

We sincerely hope everyone will come and help support our County Fair and the 4-H, FFA and Open Class youth of our county. Following are listed the 2021 officers.

President: Ben Kratky

Vice-President: Heather Meyer

Secretary: Tom Carney

Treasurer: Emily Carney

Reporter: Kale Schmid

Executive Board: Lisa Carney, Shawn Elder and Teri Hiitter

ENTRIES FOR PREMIUMS

All animals or articles exhibited for premium must be entered in the books on their proper list. Entries having been made will not be changed by the Secretary unless error has been made by him/her and entries, animals or articles in the wrong class will debar them from competition unless corrected before entries close.

Products of mechanical, artistic, or scientific skill must be entered by manufacturers, artists, contrivers or by their legally authorized agents; animals by their owners or by their agents. Secretary may require proof of ownership by affidavit.

If any entry should have no competition, the premiums will be offered if the animal or article is worthy; if not worthy, no premium will be awarded.

AWARDING OF PREMIUMS

NOTICE: When one exhibitor furnishes the only competition in any one class, premiums will be limited to 1st and 2nd money.

Expert judges shall be selected for all categories. No judge shall act where he might be influenced by personal interest.

Judges shall examine animals or articles entered under each number of their category. When doubts arise the judges may require evidence that an animal or article belongs properly to the category or class in which it is entered, and if he becomes convinced that a wrong entry has been made, he will award no premium. No premiums shall be awarded on any exhibit in the culinary and arts category on which a premium has been previously awarded by the association and the superintendents may require affidavit that an article has never before taken premiums.

Any exhibitor who shall interfere with or attempt to influence the judge while making his or her award shall be excluded from competition.

The American System of judging will be used. **American System** - Exhibits in this system are compared against a standard of perfection, as well as against the other entries in the competition. All exhibits in a particular class are looked at and ranked with only one selected for first place, second place and third place. If there are no high quality exhibits, at the judge's discretion, exhibits may be placed in the appropriate position, even if it is second or third place.

Open Class Premium Money will not be handed out during the fair. It can be picked up at the Extension Office in Lincoln from August 2nd to 11th. Money not picked up by the 12th will be donated back to the fair board.

MISCELLANEOUS

Exhibitors are expected to obey the superintendent promptly in producing their stock when instructed to do so. Stock must be in the ring within 15 minutes after class is called and it will be taken for granted that any person failing to comply with this rule is not an exhibitor for the premiums offered. Exhibitors will show their animals at such times and places as may be directed by the superintendent of the category, and upon refusing to obey this particular, any or all premiums will be forfeited.

No artificial coloring, paint, or adhesive is allowed. All livestock shows are blow and go. Violators will be disqualified.

All possible care shall be taken of stock or articles for exhibition or otherwise brought upon the grounds, but neither the association nor the extension office will be responsible for loss or damage.

No sleeping tents allowed on the grounds except under direction of the superintendent.

Neither the Association nor the Extension Office will be responsible in any way for any exhibits after 4:00 p.m. following the close of the fair. (Continued on Page 3)

HOW TO FILL OUT THE OPEN CLASS ENTRY TAG

The image shows a vertical entry tag form. At the top, it has a hole punch and a string. The number '34044' is printed in large digits. Below this, there are several horizontal lines for text entry, each preceded by a label: 'Exhibitor No.', 'Dept.', 'Division', 'Sec.', 'Class', and 'Entry'. Below these is a section labeled 'Exhibitor' with a line for 'Address'. A dashed line separates the top section from a bottom section. The bottom section contains the number '34044' again, followed by the text 'CLAIM CHECK' and 'Property surrendered only on return of this check.' At the very bottom, it says 'No. 163 The Fair Pub. House, Norwalk, Ohio'.

Exhibitor No – Will be assigned to you
At time of entry.

Dept. – Arts & Crafts, Photography, Etc.

Division – Age Group - See each dept. for age group
within that department.

Section – Not used, leave blank.

Class – The class number for the entry
Within that department.

Entry – 1st Line – Class Name
2nd Line - Brief description of your item.

Exhibitor – Your name. **

Address – Your mailing address. **

** Note – an address label may be used here
instead of hand written.

Please write legibly – printing, in ink, is preferred.

Entry tags will be available before the fair in Lincoln at the Extension
Office and in Sylvan Grove at Bennington State Bank.

(Continued from Page 1) Bills against the Association shall be made in detail and bills contracted during the fair or in the preparation thereof must be approved by the officers by whose order the service or material was furnished.

Nor will any concession, if sold, be permitted to continue where business is conducted in other than a legitimate and courteous manner. No immoral or indecent exhibition shall be permitted in or upon said grounds. Any person found violating any of the provisions of the rules as published in this premium list shall forfeit his or her right to remain on the grounds and shall be liable to immediate expulsion from the grounds.

CLAIMS OF INJURY

The Sylvan Grove Fair and Agriculture Association refuses to assume any liability for injury to the persons or any of the exhibitors or their officers and employees or to any patrons or other persons coming upon the grounds of the Sylvan Grove Fair. Furthermore, no claim for injury to any person or property shall ever be asserted or suit instituted or maintained against the Sylvan Grove Fair and Agriculture Association, Inc., its officers, agents, representatives, servants, or employees for said cause by any person having license or privilege to exhibit on the Fair Grounds or occupying any space thereon, it is a part of the consideration for such license or privilege that claims are specifically waived.

If any damage, loss or injury to person or property shall be proximately caused by reason of negligence or willful act of any person, firm, or corporation, or their agents, representatives, servants, or employees having license or privilege to exhibit on said Fair Grounds or occupying space thereon, the Sylvan Grove Fair and Agriculture Association, Inc., shall in no manner be responsible therefore, and in case it be subjected to any expense or liability all persons causing same or liable therefore shall indemnify the Sylvan Grove Fair and Agriculture Association, Inc. of Sylvan Grove, Kansas.

WARNING: Under Kansas Law, there is no liability for an injury to or the death of a participant in domestic animal activities resulting from the inherent risks of domestic animal activities, pursuant to sections 1 through 4 of KSA 60-208. You are assuming the risk of participating in this domestic animal activity.

HEALTH REQUIREMENTS

The following sanitary regulations apply to both 4-H and Open Class entries.

Fair Board reserves the right to accept or reject any entries.

GENERAL REQUIREMENTS

- All animals are subject to examination by the exhibition staff or their representatives and shall be free of clinical signs of infectious or contagious disease.
- Animals determined by exhibition staff to have not met listed requirements will not be permitted to exhibit.
- Certificate of Veterinary Inspection
- Kansas Origin Livestock will be checked by a veterinarian at the fair site.

- All livestock originating outside of Kansas must meet Kansas import requirements and must have a valid Certificate of Veterinary Inspection (CVI).

CATTLE AND BISON

A veterinarian will be present to check cattle

Animals with ringworm, warts or infested with mange are not to be shown and may be sent home.

POULTRY

It is the responsibility of all poultry exhibitors, except waterfowl, to show proof that they are pullorum - typhoid clean prior to the fair by one of the following methods:

1. Originate from a U.S. Pullorum – Typhoid clean flock as evidence by an official VS Form 9-2, certifying all birds in the flock over 4 months of age have had a negative test for pullorum –typhoid within the past year.
2. Present evidence that the entries were purchased from a U.S. Pullorum – Typhoid clean source and have been the only poultry on the premises.
3. Present an official VS 9-2 Form, signed by an official testing agent showing the entries have had a negative pullorum, - typhoid test within the proceeding 90 days.
4. If an official tester is on-site at the county fair, entries may be tested prior to entry into the facility. A VS9-2 Form must be completed for each entry. If any birds in an entry test positive for pullorum-typhoid, the entire entry as well as all other birds from the same premises will be refused. Therefore, it is strongly recommended that birds be tested prior to arriving at the fair.

RABBITS & GUINEA PIGS

All rabbits and guinea pigs will be inspected upon arrival by a qualified inspector for all diseases, filth, and fleas and any in unsound condition or diseased will be rejected from entry.

All rabbits will be sexed at time of health inspection. Inspector's decision will be final and no entry will be made without his approval.

SHEEP & GOATS

All sheep and goats consigned to Sylvan Fair must be free of scab, sore mouth, active fungal infection, warts or mange and will be inspected by the veterinarian before being allowed to unload.

Any unhealthy condition or disease will make animal ineligible for entry or showing.

Sheep and Goats: All sheep and goats must be identified with an official USDA Premise ID Tag, regardless of which division they are shown in unless accompanied by Registration Papers filed by with the Extension Office prior to the pre-fair deadline. In 2023, the pre-fair deadline is July 3, 2023. If a microchip has been inserted into the animal and is to be used in lieu of a state or county tag, the

owner must provide a microchip reader to the superintendent at the Fair so that ownership and identification can be confirmed.

SWINE

All swine must be inspected by a Veterinarian certifying that:

1. Such swine are apparently free from all infections or contagious diseases.
2. This is not a terminal show.

HORSES

1. All horses must meet the General Requirements.
2. A comprehensive vaccination protocol is recommended but not required by KDAH.
3. Kansas Origin Horses must have a valid VS form 10-11 showing evidence of a negative Equine Infectious Anemia (Coggins) test conducted by a state-approved laboratory within 12 months prior to exhibition is recommended but not required.
4. Horses Originating from Other States must be accompanied by a valid VS Form 10-11 showing evidence of a negative Equine Infectious Anemia (Coggins) test conducted by a state-approved laboratory within 12 months prior to entry into Kansas. Foals six months of age and younger, accompanying their EIA negative dams, are exempt from EIA test requirements.

PET SHOW & TELL

1. An Exhibitor may make only one entry in each class.
2. All pet exhibitors must bring a current health paper and present prior to judging. If you do not have a current health paper you will be disqualified.
3. A dog cannot be shown in the Post Rock District Dog Show AND the Pet Show & Tell. The same goes for a pet which may classify for any other animal division. If there is a class available in another division, it is to be exhibited there before choosing to exhibit in pet show & tell. An exhibitor must pick one or the other.
4. Cats must be in a kennel.
5. Dogs must be on a leash.
6. Any abuse of dogs on grounds or in the ring will result in disqualification.
7. No dogs in season will be allowed to show

LIVESTOCK

CATTLE AND BISON

Purple/Blue \$6.00 Red \$5.00 White \$4.00

Must be pre-entered by July 1st. Entry form available at the Post Rock Extension District Lincoln Office.

All Cattle and Bison must meet the General Requirements.

See general rules and regulations for further information than listed below.

All ages of bulls and heifers must be verified by registration papers or other reliable sources.

All beef cattle may not be tied out until after 9:00 p.m. on Wednesday, Thursday, and Friday nights.

All breeds of beef cattle may be shown.

Any animal shown in the 4-H division cannot be shown in open class divisions.

No artificial coloring, paint, or adhesive is allowed. All livestock shows are blow and go. Violators will be disqualified.

BEEF CATTLE

1. Bulls calved after Jan. 1 (of current year)
2. Bulls calved Nov. 1 to Dec. 31 (of previous year)
3. Bulls calved Sept. 1 to Oct. 31 (of previous year)
4. Heifers calved after Jan. 1 (of current year)
5. Heifers calved Nov. 1 to Dec. 31 (of previous year)
6. Heifers calved Sept. 1 to Oct. 31 (of previous year)
7. Heifers calved July 1 to Aug. 31 (of previous year)
8. Heifers calved May 1 to June 30 (of previous year)
9. Heifers calved March 1 to April 30 (of previous year)
10. Pair of Calves - One from class 1, 2, or 3 & one from class 4, 5, or 6 shown by one exhibitor

BUCKET CALF

Must be pre-entered by July 1st. Entry form available at the Post Rock Extension District Lincoln Office.

1. Bucket calf born Jan 1st – May 31st
 - May be either a steer or heifer
 - Must be weaned from the bottle by July 1st

DAIRY CATTLE

Must be pre-entered by July 1st. Entry form available at the Post Rock Extension District Lincoln Office.

See general rules and regulations for further information than listed below.

The dates for computing ages of cattle are Sept. 1 for seniors and Jan. 1 for juniors.

Dairy classes are for the following standard breeds: Jersey, Guernsey, Ayrshire, Holstein, and Milking Shorthorns.

1. Cow 3 years old and over
2. Heifer 2 years old and under 3
3. Senior yearling heifer
4. Junior yearling heifer
5. Senior heifer calf
6. Junior heifer calf
7. 2 females, bred and owned by exhibitor

SWINE

Purple/Blue \$5.00 Red \$4.00 White \$3.00

All Swine must meet the General Requirements.

Must be pre-entered by July 1st. Entry form available at the Post Rock Extension District Lincoln Office.

Any animal shown in the 4-H division cannot be shown in open class divisions.

Classes will be for all swine under 1 year of age.

1. Swine, Breeding
2. Swine, Market

POULTRY

Purple/Blue \$2.00 Red \$1.50 White \$1.00

The show room is under the exclusive control of the superintendent.

All Poultry must meet the General Requirements. Pullorum typhoid tests on poultry are required within 90 days of show. Waterfowl do not have to be tested.

Any care not provided in the rules and regulations or any errors will be referred to the board of directors for decision. Birds showing signs of disease will be excluded from the show room.

The judge shall be guided by the American Standard of Perfection and all breeds accepted by the Standard of Perfection will be recognized.

Classification of all poultry must be admitted by the Standard of Perfection.

A pen shall consist of one cock and two hens or one cockerel and two pullets.

Birds entered as singles shall not be entered as part of a pen and vice-versa.

All single birds must be banded.

1. Hen
2. Pullet
3. Cock
4. Cockerel
5. Young Pen (3) - 2 pullets and 1 cockerel
6. Aged Pen (3) - 2 hens and 1 cock
7. Pair Bronzed Turkeys
8. Pair of Turkeys
9. Pair of Geese
10. Pair of Ducks
11. Largest and best display of poultry of one breed and exhibited by one person
12. Best display of single bird
13. Pigeon
14. Other Poultry

RABBITS & GUINEA PIGS

Purple/Blue \$2.00 Red \$1.50 White \$1.00

All Rabbits and Guinea Pigs must meet the General Requirements.

All rabbits and guinea pigs must meet sanitary regulations or be barred from entry.

All Standard Breeds will be eligible and will have three classes in both males and females. Rabbits and guinea pigs will be judged by standard of perfection.

Any animal shown in the 4-H division cannot be shown in open class divisions.

The rabbit and guinea pig shows will be designated as a no fit blow and go show. No fit is defined as using no adhesive, glue, paint or powder products.

RABBITS

1. Junior Doe under 6 months (any breed)
2. Intermediate 6 to 8 months Doe (any breed)
3. Senior Doe over 8 months (any breed)
4. Junior Buck under 6 months (any breed)
5. Intermediate Buck 6 to 8 months Buck (any breed)
6. Senior Buck over 8 months (any breed)
7. Meat Pen (2 or more)

GUINEA PIGS

8. Single guinea pig less than 6 months
9. Single guinea pig over 6 months
10. Pen of 2 guinea pigs

SHEEP

Purple/Blue \$5.00 Red \$4.00 White \$3.00

All Sheep must meet the General Requirements.

Must be pre-entered by July 1st. Entry form available at the Post Rock Extension District Lincoln Office.

Market lambs must be wethers or ewes.

The sheep shows will be designated as a no fit blow and go show. No fit is defined as using no adhesive, glue, paint or powder products.

During the judge's inspection and handling, all 4 feet of the animal are to be in contact with the ground.

Any animal shown in the 4-H division cannot be shown in open class divisions.

All sheep must be identified with an official USDA Premise ID Tag, regardless of which division they are shown in unless accompanied by Registration Papers filed by with the Extension Office prior to the pre-fair deadline. In 2023, the pre-fair deadline is July 3, 2023. If a microchip has been inserted into the animal and is to be used in lieu of a state or county tag, the owner must provide a microchip reader to the superintendent at the Fair so that ownership and identification can be confirmed.

Classes will be for all sheep. Intact males must be under 9 months of age.

1. Sheep, Breeding
2. Sheep, Market

HORSES

All horses must meet the General Requirements.

Must be pre-entered by July 1st. Entry form available at the Post Rock Extension District Lincoln Office.

Purple/Blue \$5.00 Red \$4.00 White \$3.00 – Halter Classes
Purple/Blue \$2.00 Red \$1.50 White \$1.00 - Riding Events

Read and comply with general regulations. There are no health requirements for in-state horses. Each exhibited at their own risk.

DRESS CODE: Long pants and a long-sleeved shirt or blouse must be worn. Pants, shirts and blouses may vary in color. **Extremes of style and/or color, while permissible, are not representative of western attire and do not allow the exhibitor to be presented in a professional manner. In no instance shall "fancy" attire count over a nice, neat workman-like appearance.** Exhibitors must wear a western hat or safety helmet and it should stay on during the class. Hats are optional only in timed events. If a rider elects to wear a hat in timed events, it must stay on. If the hat is lost, a 2-second penalty will be assessed to the final time. Caps are not permitted. Western boots are required in all western events. The use of gloves, ties, spurs and chaps shall be optional. English spurs are not permitted in western classes. No vests, sweaters, coats or jackets are permitted except during inclement weather. In this case the show management will publicly announce and inform the judge when such clothing is permitted.

4-H members cannot show the same horse(s) in Open Class events as they did in the 4-H division.

Horses are shown at the owner's risk. There are no health requirements for horses. Each exhibitor is at their own risk. Classes will be for Weanling Foals, Mares & Geldings only – NO STALLIONS are to be on Fair Grounds.

Beginner Classes – This class is designed for beginners only.

1. Walk-Whoa (Beginners only). Exhibitors will be asked to walk only while riding their horses and ponies. A handler over the age of 14 shall accompany all Walk-Whoa competitors into the show ring. Handlers shall have a lead in hand in case of need, but otherwise they should not interfere with the competitor's performance.

Walk-Whoa exhibitors may only show in this division and not change throughout the show in performance classes only. Exhibitors may show in speed events in their appropriate age division with adult assistance if needed.

2. Walk Trot (Beginners Only). Walk Trot class exhibitors will be asked to walk and trot while riding their horses and ponies.

Walk-Trot exhibitors may only show in this division and not change throughout the show in performance classes only. Exhibitors may show in speed events in their appropriate age division.

Halter Classes - All breeds will be recognized and shown together. Classes are not broken by exhibitor's age.

Classes will be for Weanling Foals, Mares & Geldings only – NO STALLIONS are to be on Fair Grounds.

(Halter classes will be determined by Superintendent)

All 4-H horse rules will be followed.

RIDING EVENTS

Riding events will be broken into two divisions:

Jr. Division – 14 Years & Under

Sr. Division – 15 Years & Over

1. Pole Bending
2. Barrel Racing
3. Western Pleasure
4. Western Horsemanship
5. Trail Class

GOATS

DAIRY GOATS

Purple/Blue \$5.00 Red \$4.00 White \$3.00

All Goats must meet the General Requirements.

Must be pre-entered by July 1st. Entry form available at the Post Rock Extension District Lincoln Office.

Entries will be placed in classes by age with the day of judging being the base date.

Animals must be free of abscesses and otherwise healthy.

Any animal shown in the 4-H division cannot be shown in open class divisions.

Each exhibitor is limited to a maximum of two dairy goats per class. Only does are allowed to show.

1. Doe up to 6 months of age (not in milk and not previously freshened)
2. Doe 6 to 12 months of age (not in milk and not previously freshened)
3. Doe 12 to 24 months of age (not in milk and not previously freshened)
4. Doe 12 to 24 months of age (in milk and previously freshened)
5. Doe 2 years or older (in milk or previously freshened)

MEAT GOATS

Purple/Blue \$5.00 Red \$4.00 White \$3.00

Must be pre-entered by July 1st. Entry form available at the Post Rock Extension District Lincoln Office.

Classes will be determined by the Superintendent.

Intact males must be under 9 months of age.

All goats must be identified with an official USDA Premise ID Tag, regardless of which division they are shown in

unless accompanied by Registration Papers filed by with the Extension Office prior to the pre-fair deadline. In 2023, the pre-fair deadline is July 3, 2023. If a microchip has been inserted into the animal and is to be used in lieu of a state or county tag, the owner must provide a microchip reader to the superintendent at the Fair so that ownership and identification can be confirmed. .

There will be classes for market & breeding meat goats. **Wethers or Does are allowed to show in the market meat goat classes.**

Market goats will be shown by weight. Breeding goats will be shown by age. Market goats should be born after January 1st of the current year.

Goats must be shown with all four feet on the ground. Exhibitors may use a collar, a collar with a short lead, or a halter when showing. Medium/3mm or smaller pinch collars will be allowed. Exhibitor can only briefly touch their animal with their hands to position legs or head.

Teeth: All market goats must have baby teeth in place with no visible signs of permanent teeth.

Shearing: All market goats must be “slick shorn” with an equal amount of hair above the knee and hock before arrival on the grounds. A maximum of 0.375 inch of hair is permitted. Hair on the tail switch is permitted.

Horns: Horns must be tipped and rounded (not less than the diameter of a dime at the end). Violation is grounds for disqualification.

The goat shows will be designated as a no fit blow and go show. No fit is defined as using no adhesive, glue, paint or powder products.

PET SHOW & TELL

Purple/Blue \$2.00 Red \$1.50 White \$1.00

Pet show & tell will be showmanship based with all ages of exhibitors competing together. The health and quality of animal considered in addition to the project knowledge and showmanship of the exhibitor appropriate for member's age and years in the project.

An Exhibitor may make only one entry in each class.

All pet exhibitors must bring a current health paper and present prior to judging. If you do not have a health paper you will be disqualified.

If there is a class available in another division, it is to be exhibited there before choosing to exhibit in pet show & tell. An exhibitor must pick one or the other.

Any animal shown in the 4-H division cannot be shown in open class divisions.

Class
171. Pet Show & Tell

AGRICULTURE AND STATIC PROJECTS

HORTICULTURE

(In Metal Building)

Purple/Blue \$2.00 Red \$1.50 White \$1.00

Senior Division - 15 years & Older

Junior Division - 14 years & Under

No award will be given on exhibits not listed below.

General display articles shall not be used in best display.

Items not grown during current year will be entered as display only.

All loose grains shall be in one gallon glass jars, unless otherwise stated.

GRAINS

(One Gallon Glass Jar, identify by hybrid or variety name)

1. Wheat - Hard Red Winter Wheat (Gallon)
2. Soybeans (Gallon)
3. Milo (Gallon)
4. Oats (Gallon)
5. Triticale (Gallon)

FEED GRAINS - FORAGE

(Bundle consists of at least 5 stalks)

10. Hybrid yellow corn (10 Ear Display)
11. Hybrid white corn (10 Ear Display)
12. Calico corn (10 Ear Display)
13. Sweet corn (10 Ear Display)
14. 10 heads of Milo
15. 10 heads of other Cane
16. Bundle of Alfalfa
17. Bundle of Cane
18. Bundle of Corn (Hybrid)
19. Bundle of Grain Sorghum
20. Bundle of Hybrid Forage Sorghum
21. Bundle of Hybrid Silage Corn
22. Bundle of Oats
23. Bundle of Soybeans
24. Bundle of Sudan Grass
25. Bundle of Wheat
26. Alfalfa Hay (1/4 Bale)
27. Brome Hay (1/4 Bale)
28. Prairie Hay (1/4 Bale)
29. Oats (1/4 Bale)
30. Wheat, not straw (1/4 Bale)
31. Triticale (1/4 Bale)

FRUITS

40. Apples (5)
41. Apricots (5)
42. Crab Apples (5)
43. Cherries (5)
44. Peaches (5)
45. Pears (5)
46. Plums – Blue (5)
47. Plums – Wild (5)
48. Rhubarb (5)
49. Best Display of fruit
50. Other

HERBS

60. Basil – Stem
61. Cilantro – Stem
62. Dill – Stem
63. Mint - Stem
64. Oregano – Stem
65. Potted Herb Garden
66. Other

HONEY

69. Honey (1 container, 8- to 16-ounces)

VEGETABLES

70. Best Display of Vegetables
71. Beans, Green String (5)
72. Beans, Other (5)
73. Beets (3)
74. Cabbage (1 head)
75. Carrots (5)
76. Cauliflower (1 head)
77. Cucumbers, Pickling (3)
78. Cucumbers, Slicers (3)
79. Egg Plant (1)
80. Muskmelon or Cantaloupe
81. Okra (5)
82. Onions, Red (3)
83. Onions, White (3)
84. Onions, Yellow (3)
85. Peppers, Bell (3)
86. Peppers, Chile (3)
87. Peppers, Jalapeno (5)
88. Peppers, Other (3)
89. Potatoes, Red (3)
90. Potatoes, White (3)
91. Potatoes, Others (3) (blue, gold etc.)
92. Pumpkin
93. Radishes (5)
94. Tomatoes, Cherry or Novelty (5)
95. Tomatoes, Preserving (3)
96. Tomatoes, Standard (3)
97. Watermelon
98. Zucchini
99. Little Winter Squash (Butternut, Acorn, Table Queen)
100. Summer Squash (Yellow Straight-neck, Yellow Crook-Neck, Bush Scallop, Cacozeria)
101. Largest Watermelon (determined by weight)
102. Largest Pumpkin (determined by weight)
103. Largest Squash (determined by weight)
104. Odd or Misshaped Vegetable
105. Other

FLOWERS

Classes are exhibits of one cut stem of one variety in one container, unless noted differently.

120. Bachelor Buttons
121. Black-eyed Susan
122. Coreopsis
123. Cosmos
124. Coxcomb
125. Daisy
126. Dianthus
127. Gladiolus
128. Hibiscus

129. Lily, Hybrid
130. Lily, Old Fashioned Day Lilies
131. Lily, Turk's Cap
132. Marigold, Small
133. Marigold, Large
134. Petunias, Regular
135. Petunias, Double
136. Petunias, Wave
137. Phlox
138. Poppy
139. Purple Cone Flower
140. Rose, Miniature
141. Rose, Shrub
142. Rose, Tea
143. Rose Bud
144. Shrub, Flowering
145. Snapdragons
146. Sunflower, tame
147. Sunflower, largest head
148. Vinca
149. Zinnias, Large
150. Zinnias, Small
151. Cacti – Potted Collection
152. Creative Container w/growing Flowers - Indoor
153. Creative Container w/growing Flowers - Outdoor
154. French Garden, Any Kind, 5 Different Plants
155. Five Stem Collection
156. Five Stem Collection, Miniature
157. Potted Cactus (single)
158. Potted or Hanging House Plant, Foliage
159. Potted or Hanging House Plant, Blooming
160. Terrarium
161. Wildflower
162. Other

CENTERPIECES & ARRANGEMENTS

All center pieces and arrangements must be hand designed by the exhibitor. No flags to be used in arrangements, but can be used behind or beside arrangement.

170. Dining room table (fresh)
171. Dining room table (dry)
172. Holiday centerpiece (any holiday)
173. Living room table (fresh)
174. Living room table (dry)
175. Patriotic theme
176. Silk Flower Arrangement
177. Wildflower Arrangement

HINTS FOR JUDGING FLOWERS

Point System judges follow (totaling 100):

culture perfection	35	points
general shape (variety)	25	"
size of plant of leaves	15	"
form of new leaves	15	"
rarity	10	"

Foliage

1. No damaged leaves.
2. Bad leaf is better than no leaf at all.
3. Leaves that are not attached cannot be accepted.
4. Leaves are not to be below water in container.

Stem

1. Have a straight stem.
2. 4" stem or more for most varieties, except roses
12" stem, peonies 18" stem, and iris 21" - 24".

Flower

1. Flower middle should not be off centered.
2. Look for fading, age of flower, wind damage, dirt and bugs
(look underneath)

Varieties

1. Gladiolus – no crowd blossom close to stem, should have a zigzag effect with straight stem.
2. Tea Rose - Two-thirds to three-fourths open rather than completely open.
3. Miniature Collection - Make sure container is not too large for arrangement.
4. Five Stem Collection - Use same variety of flower, do not mix with other varieties and try to use same color.
5. Potted Foliage Plant - Seek one that is unusual and difficult to grow.
6. Dining Room Table (fresh) - Don't crowd your arrangement and don't choose too many varieties. For any centerpiece, place your elbow on the table and clinch fist to determine height of arrangement. The container you choose will help your centerpiece.

Pick your flower before the sun comes out or before the wind comes up on entry day. Pick your flowers the night before and place in your refrigerator if a storm is predicted.

BAKED ITEMS & FOOD PRESERVATION

(In Metal Building)

Purple/Blue \$2.00 Red \$1.50 White \$1.00

Recipe must be included with all entries.

No award will be given on exhibits not listed below.

Canned goods must be exhibited in Standard Jars and ALL jars must have lids or caps with bands.

Exhibit all baked goods on plain white plastic plates in plastic bags so they can be reclosed. Any exhibitor making more than one entry from the same baking or canning or permitting another person to make an entry from such, will forfeit all prizes which may be won in this category.

All items must be made from scratch – no cakes, cupcakes, or cookies from mixes or pies from store bought crusts or fillings.

For food safety purposes, any food with custard and dairy-based fillings and frostings (ex. Cream cheese) raw eggs, flavored oils, "canned" bread or cakes in a jar, cut fresh fruit or any food requiring refrigeration (ex. Bacon) or unbaked exhibit with raw flour (ex. No bake cookies) will be disqualified and not judged. Refer to K-State Research and Extension publication, 4-H888, Judge's Guide for Food and Nutrition Exhibits, for information to help you make informed, safe food exhibit decisions.

Senior Division – 15 years & Older

Junior Division – 14 years & Under

CAKES

1. Angel Food (un-iced) topside up
2. Bundt (no mixes)
3. Chiffon (un-iced) topside up

4. Cupcakes, Any Flavor (4) (No Mixes)
5. Layer Cake, Iced
6. Pound (no mixes)
7. 8x8 Cake, Any Flavor (No Mixes)(un-iced)
8. Miscellaneous

DECORATED ITEMS

15. Cake
16. Cupcakes (4)
17. Cookies (4)

*** Decorated items will be judged on decoration only**

YEAST BREADS

20. Cinnamon Rolls (4)
21. Cloverleaf Rolls (4)
22. Kolache (4)
23. Pan Rolls (4)
24. Raisin
25. White
26. Whole Wheat
27. Miscellaneous

BREAD MACHINE BREADS

30. White
31. Whole Wheat
32. Other

QUICK BREADS

40. Banana
41. Biscuits
42. Coffee Cake
43. Corn Bread (8x8) or Muffins (4)
44. Muffins (4)
45. Pumpkin
46. Zucchini
47. Miscellaneous

COOKIES



King Arthur is sponsoring prizes in the Junior Division for the Best Cookie overall. To be entered in the Cookie Contest, exhibitor must bring the opened (empty) bag of King Arthur

Flour or submit a UPC label from the flour bag when they submit their entry (See page 44 for prizes).

50. Bar Cookie (4)
51. Brownies (4)
52. Chocolate (4)
53. Chocolate Chip (4)
54. Cookie with Nuts (4)
55. No Bake Cookie (4)
56. Oatmeal (4)
57. Peanut Butter (4)
58. Snicker Doodle (4)
59. Sugar Cookies – Dropped (4)
60. Sugar Cookies – Rolled (4)
61. Other (4)

Bar cookies & Brownies should be cut into 2"x 2" squares (not using outside edges)

PIES



King Arthur is sponsoring prizes in the Senior Division for the Best Pie overall. To be entered in the Pie Contest, exhibitor must bring the opened (empty) bag of King Arthur Flour or submit a UPC label from the flour bag when they submit their entry (See page 44 for prizes).

PIES – Will be donated to the Legion Stand.

NOT TO BE MADE WITH STORE BOUGHT PIE CRUST OR FILLING AND MUST HAVE TWO CRUSTS, ONE MAY BE LATTICE.

Pies may be baked in any 8 inch or 9 inch foil pan.

70. Fruit Pie, Double Crust (1 may be Lattice)
71. Fruit Pie, crumb topped
72. Pecan Pie (1 Crust only)
73. Other Pie

CANDY & MISCELLANEOUS

75. Fudge (6 pieces)
76. Mints (6)
77. Trail Mix (½ Cup in resealable bag)
78. Granola (½ Cup in resealable bag)
79. Other (6 pieces on plate or ½ Cup in resealable bag)

FOOD PRESERVATION

Purple/Blue \$2.00 Red \$1.50 White \$1.00

Recipe must be included with all entries.

1. Exhibit must be preserved in current year (July 14, 2021 to present).
2. **Recommended recipes and processing methods must be used.** Recipes must be from current, tested resources listed below and **MUST BE ADJUSTED FOR ALTITUDE** based on your processing location, or it will be disqualified. Processing methods that will be disqualified include: open kettle canning, over canning, and sun canning. Untested recipes will be disqualified for food safety reasons. Recommended recipe resources include:
 - K-State Research and Extension Food Preservation publications
 - USDA Complete Guide to Home Canning
 - So Easy to Preserve, 6th edition, The University of Georgia Cooperative Extension Service
 - Ball Blue Book Guide to Preserving
 - Ball Complete Book of Home Preserving
 - Canning mixes (i.e. Mrs. Wage's, Ball)
 - Pectin manufacturers (i.e. Sure-Jell, Ball)
 - <http://www.rrc.k-state.edu/preservation/recipes.html>

Refer to following K-State Research and Extension publications for more information:

4H712, Food Safety Recommendations for Food Preservation Exhibits <http://www.ksre.ksu.edu/bookstore/pubs/4H712.pdf>

MF3170 "10 Tips for Safe Home-Canned Food" <http://www.ksre.ksu.edu/bookstore/pubs/MF3170.pdf>
MF3171 "Sassy Safe Salsa at Home" <http://www.ksre.ksu.edu/bookstore/pubs/MF3171.pdf>
MF3172 "What's Your Elevation?" <http://www.ksre.ksu.edu/bookstore/pubs/MF3172.pdf>
MF3241 "How to Guide to Water Bath Canning & Canning" <http://www.bookstore.ksre.ksu.edu/pubs/MF3241.pdf>
MF3242 "How to Guide to Pressure Canning" <http://www.bookstore.ksre.ksu.edu/pubs/MF3242.pdf>

3. Alcohol is not allowed as an ingredient in food preservation entries. Entries with alcohol in the recipe will be disqualified and not be judged.
4. **Each exhibit must have the complete recipe and instructions attached with the entry card, or it will be lowered one ribbon placing. Recipe must include recipe source, date of publication and altitude of residence.**
5. Exhibits must be sealed in clean, clear standard canning jars, with matching brand (ex: use Ball lids on Ball jars, or Kerr lids on Kerr jars, etc.) two piece lids. Do not use colored jars. Do not add fancy padded lids, fabric over wraps or cozies as they interfere with the judging process. No fancy packs unless recipe states to do so (ex: Pickled asparagus). Jars must be sealed when entered. For food safety reasons, the size of jars used must not be larger than the jar size stated in the recipe. Note: There are 12-ounce and 24-ounce canning jars available and may be used. Use pint jar process recommendations for 12 ounce jars. Use quart jar process recommendations for 24 ounce jars.
6. The label must not cover brand name of jar. The label must give: Class No, Product, Altitude of Residence, Canning Method (water bath, weighted gauge or dial gauge pressure method), Process Time, Pressure (psi), date processed including month and year. Templates to make adhesive labels can be found at: <http://www.kansas4h.org/p.aspx?tabid=46>

Best of Show overall will be presented an award in Memory of Cora Rahmeier.

USDA information may be obtained at your local Extension Office.

Fruits may be halved, sliced or chunked in syrup or juice.

CANNED FRUIT

90. Apples
91. Apricots
92. Cherries
93. Peaches
94. Pears
95. Pie Filling
96. Other

CANNED VEGETABLES

105. Beans, snap green or yellow
106. Carrots
107. Tomatoes
108. Other (not pumpkin or squash as these are considered unsafe by U.S.D.A. standards)

JAMS & JELLIES

To be exhibited in standard jelly glasses, sealed - no paraffin.

Jam-Spread made with fruit and sugar boiled to a thick consistency. Contains small pieces of fruit.

Jelly-Spread made with fruit juice and sugar, boiled to a thick consistency. Should be clear and does not contain any solids.

Preserves-Contains more fruit or larger fruit than jam with a thicker consistency.

115. Apricot Jam
116. Chokecherry Jam
117. Peach Jam
118. Pepper Jam
119. Plum (Sandhill) Jam
120. Other Jam
121. Apricot Jelly
122. Cherry Jelly
123. Chokecherry Jelly
124. Peach Jelly
125. Pepper Jelly
126. Plum (Sandhill) Jelly
127. Other Jelly
128. Apricot Preserves
129. Peach Preserves
130. Strawberry Preserves
131. Other

PICKLES & RELISHES

140. Bread & Butter Pickle
141. Dill Pickles
142. Okra
143. Piccalilli
144. Pickled Beets
145. Pickled Peppers
146. Relish
147. Sweet Pickle
148. Other – Pickle
149. Other – Relish

CANNED MEATS

160. Meat

JUICES, SOUPS & SAUCES

170. Soup
171. BBQ Sauce
172. Catsup
173. Hot Sauce
174. Pasta Sauce
175. Salsa
176. Other

COLLECTION OF CANNED GOODS

Collections should be 3-5 different varieties of goods, to be judged as a group. Goods should be exhibited in standard sized jars, sealed with caps & bands, no paraffin. All jars in the collection should be the same size (i.e. a fruit collection should be in all pint or all quart jars, not a combination.) Collections can be exhibited in a basket or decorative container.

180. Collection of Jellies or Jams or Preserves
181. Collection of Spreads can include any jam, jelly preserves or marmalades

182. Collection of Fruits
183. Collection of Vegetables
184. Collection of Pickles, Relishes, Sauces
185. Anything Goes— Any combination of canned goods

FINE ARTS

(In Metal Building)

Purple/Blue \$2.00 Red \$1.50 White \$1.00

No limit to the number of entries per person per class.

One quilt will be awarded Best of Show.

Any articles shown in this category in previous years will not be awarded any premium. Items entered must be created by the exhibitor.

Exhibits should be clean and free from pet and human hair and odors.

To qualify as a wall quilt, the quilt should have a hanging sleeve or other means of hanging.

Please note that there are classes for hand pieced and quilted or machine pieced and quilted entirely by the exhibitor, as well as classes for items which are pieced by the exhibitor and hand or machine quilted by a commercial (paid) individual or others.

All items are judged with a focus on the technique or the class, with all aspects of construction taken into consideration.

QUILTS

All quilts in this group are to be pieced by the exhibitor(s), but can be tied or quilted by the exhibitor(s) or another individual or group. A beginner is someone who has been quilting for one year or less.

1. Tied Quilt
2. Group Quilt
3. Patchwork Quilt – Jr. Beginner (14 or Under)
4. Patchwork Quilt – Sr. Beginner (over age 14)
5. Comforter – Should be thicker and puffier than other quilts
6. Mixed Technique (Applique, Embroidery, Trapunto, etc.)
7. Any Other Quilted Item

Hand Quilted – Individual

All quilts in this category must be hand quilted, constructed entirely by the exhibitor. These quilts must be appliqued, embroidered, quilted, and bound by hand, but may be pieced by machine, except for Class # 10, which must be pieced by hand.

8. Hand Appliqued
9. Hand Embroidered
10. Hand Pieced Patchwork
11. Machine Pieced and Hand Quilted
12. Wall Quilt
13. Miniature Quilts (24" x 24" or smaller)
14. Table Runners or Toppers, Bed Runners
15. Pillow
16. Other

Hand Quilted – Commercial (paid)

All quilts in this category must be constructed by the exhibitor (pieced and bound), and hand quilted by a paid individual or group.

17. Large Quilt – any Bed size Quilt Twin – King

18. Small Quilt - Throw, Lap, Baby or Crib, Bed Runners
19. Panel Quilt
20. Wall Quilt – must have hanging sleeve
21. Other

Machine Quilted - Individual

All quilts in this category must be machine pieced and quilted, constructed by the exhibitor (pieced, quilted and bound).

22. Machine Appliqued
23. Machine Embroidered
24. Machine Pieced Patchwork
25. Panel Quilt
26. Wall Quilt, Must have hanging sleeve
27. Miniature Quilts (24" x 24" or smaller)
28. Table Runners or Toppers, Bed Runners
29. Pillow
30. Other

Machine Quilted – Commercial

All quilts in this category must be machine quilted, constructed by the exhibitor, (pieced and bound), and quilted by a paid individual or group.

31. Large Quilt – Bed quilt – Twin, Full, Queen, King
32. Small Quilt – Throw, Lap, Baby or Crib, Bed Runner
33. Panel Quilt
34. Wall Quilt – Must have hanging sleeve
35. Other

Best Professional Quilting

Entries in this category must be completed by commercial quilters. A commercial quilter is one who is engaged in quilting as a profession and accepts payment for their services.

36. Machine Quilted Item
37. Hand Quilted Item

Other

38. Recycled/Repurposed Quilt – A used quilt that can no longer be used in its original design/purpose and is salvaged to be used in a manner different than the original concept, such as an article of clothing, placemats, table runner, etc.
39. Refurbished Quilt – A used quilt that was worn and has been reworked using new fabric to return the quilt to its original purpose. New stitching and fabrics must reflect the original pattern of the quilt.

Work By Persons Over 70

All items in this category must have been completed during the last year.

40. Afghan, Crocheted
41. Afghan, Knitted
42. Any Embroidered Article
43. Any Crocheted Article
44. Any Knitted Article
45. Quilts, Overall Design & Workmanship
46. Quilts, Best Quilting
47. Other

NEEDLEWORK

Embroidered

48. Tablecloth, luncheon cloth or placemats
49. Pillowcases
50. Picture

51. Towels
52. Pillow
53. Any other embroidered article

Counted Cross-stitch

54. Pillow, counted cross-stitch
55. Picture, counted cross-stitch
56. Wall Hanging, counted cross-stitch
57. Any other counted cross-stitch article

Needlepoint

58. Picture, needlepoint
59. Pillow, needlepoint
60. Plastic Canvas, needlepoint
61. Wall Hanging, needlepoint
62. Any other needlepoint article

Crochet

63. Afghan
64. Doily
65. Garment, Adult
66. Garment, Youth/Infant
67. Gloves, mitten or other hand covering, 1 pair
68. Socks, slippers or other footwear, 1 pair
69. Household Article – Pot Holder, Wash Cloth
70. Table Cloth or Bed Spread
71. Fashion Accessory – Hat, Shawl, Scarf
72. Any other crocheted article

Knitted

73. Afghan
74. Fashion Accessory – Hat, Shawl, Scarf
75. Garment, Adult
76. Garment, Youth/Infant
77. Gloves, Mittens or Other Hand Coverings – 1 Pair
78. Household Article – Pot Holder, Wash Cloth, Pillow
79. Socks, Slippers or Other Footwear – 1 Pair
80. Any other knitted article

SEWN ITEMS

81. Apron
82. Fashion Accessory
83. Garment, Boy's
84. Garment, Girl's
85. Garment, Infant's
86. Garment, Man's
87. Garment, Woman's
88. Pillowcase

Other Sewn Items:

89. Recycled/Repurposed – A used item that is no longer used in its original design/purpose and is to be used in a manner different than the original concept, such as a pillowcase to a dress, a man's shirt to a woman's or child's shirt or dress, jeans to a skirt, etc.
90. Refurbished Article – A used item that was worn and has been reworked using new fabric to return the article to its original purpose. New stitching and fabrics must reflect the original pattern of the article.

Work By Persons 14 and Under

All items in this category must have been completed during the last year.

91. Knitted Item
92. Crocheted Item
93. Needle Arts - cross-stitch, needle-point, etc.
94. Quilted Item
95. Sewn Item
96. Recycled/Repurposed - A used item that is no longer used in its original design/purpose and is to be used in a manner different than the original concept, such as a pillowcase to a dress, a man's shirt to a woman's or child's shirt or dress, jeans to a skirt, etc.
97. Refurbished Article – A used item that was worn and has been reworked using new fabric to return the article to its original purpose. New stitching and fabrics must reflect the original pattern of the article.

ARTS & CRAFTS

(In Metal Building)

No award will be given on exhibits not listed below.

Exhibitors are limited to one entry per class.

Any article shown in this category in previous years will not be awarded any premium. Item must be made by exhibitor.

Child Division – Age 6 years and younger

Youth Division – Age 7 to 12 years

Teen Division – Age 13 to 17 years

Adult Division – Age 18 years and older

Senior Division – Age 70 years and older

Purple/Blue \$2.00 Red \$1.50 White \$1.00

Ceramics

1. Dry Brushing Ceramics (no more than 3 pieces)
2. Clay Item
3. Glazed Ceramics (no more than 3 pieces)
4. Stained Ceramics (no more than 3 pieces)
5. Any other ceramics

Painting

6. Acrylic Painting
7. Charcoal Painting
8. Mixed Media Painting
9. Number Painting
10. Oil Painting
11. Tempera Painting
12. Textile Painting
13. Watercolor Painting
14. Wood Painting
15. Other Painting

Drawing and Other

16. Chalk Drawing
17. Collage
18. Colored Pencil Drawing
19. Coloring Page
20. Computer Drawing
21. Crayon Drawing
22. Marker Drawing
23. Mixed Media Drawing
24. Pastel Drawing
25. Pen Drawing
26. Pen & Ink Drawing
27. Pencil Drawing
28. Portrait Drawing

29. Other Drawing

Wood

30. Barn Quilt
31. Wall hanging, wood
32. Wood Burning
33. Wood Carving
34. Woodworking, from a kit
35. Woodworking, original design
36. Woodworking, project from school
37. Other Wood Item

Paper

38. Card, handmade
39. Paper Art
40. Scrapbook
41. Other Paper Item

Toys

42. Doll, handmade
43. Doll Clothes, crocheted or knitted
44. Doll Clothes, sewn (3 or more pieces, with doll)
45. Lego, item made from kit (display in flat box)
46. Lego, original design (display in flat box)
47. Stuffed Toy, handmade

Fabric or Fiber

48. Decorated T-shirt or Sweatshirt
49. Felted Item, crocheted or knitted
50. Pillow, handmade
51. Tatted Item, handmade
52. Tie Dye Item
53. Wall Hanging, textile
54. Woven Item, handmade
55. Other Fabric/Fiber Item

Crafts

56. Basket, handwoven
57. Basket, seasonal
58. Decorated Gourds
59. Flowers, dried
60. Flowers, handmade
61. Jewelry, handmade
62. Leather Craft
63. Macramé Item
64. Sculpture
65. Stained Glass Window or Wall Hanging
66. Stamped Item (rubber stamp)
67. Stamped Item (other method)
68. Stenciled item
69. Stepping Stones, all
70. Stone Carving
71. Sun Catcher
72. Wall Hanging (other than textile or wood)
73. Wheat Weaving
74. Wreath, natural material
75. Wreath, any other

Miscellaneous

76. Antique Item, with written history
77. Model Kits (car, airplane, ship, etc.)
78. Repurposed/Recycled Item
79. Other

Holiday Decoration

80. Christmas Ornament
81. Christmas Stocking
82. Christmas Tree Skirt
83. Christmas Wall Hanging or Picture
84. Any Other Christmas Decoration
85. Easter Decoration
86. Fourth of July Decoration
87. Halloween Decoration
88. Thanksgiving Decoration
89. Valentine Decoration
90. Holiday Ceramic
91. Any Other Holiday Decoration

PHOTOGRAPHY

(In Metal Building)

Purple/Blue \$2.00 Red \$1.50 White \$1.00

Photos 4" x 6" or larger, need to be mounted upon mat board or framed, and not to exceed 14" by 16". Prints should not have a date on them & the white border should be cut off.

Exhibitors are limited to one entry per class. No award will be given on exhibits not listed below. There will be a champion & reserve in each age division.

Best of Show can be awarded at the judge's discretion.

There will be four Divisions:

<u>Youth</u>	Age 13 & Under
<u>Teen</u>	Age 14 – 19
<u>Adult</u>	Age 20 and up
<u>Professional</u>	

1. **Action** – Movement must be visible.
2. **Animal Life** – Must illustrate some aspect of a living animal's existence.
3. **Anything goes.** Creative photography and experiments that do not fit in any other class. Make use of creative camera techniques, darkroom, colorization, tinting, mounting, exhibiting and computer enhancements.
4. **Agriculture** – Any subject relating to the science or practice of farming, including the rearing of crops and animals.
5. **Architecture** – Must illustrate the art or practice of designing and constructing buildings. The style in which a building is designed and constructed or the complex structure of a building.

6. **Everyday life** – Must illustrate some aspect of someone's daily existence.
7. **Fair Theme** – Any subject related to the fair.
8. **Human/Animal Bond** - Must illustrate the way people and their animals are connected.
9. **Human Interest** - Must illustrate the state of wanting to know about something or someone. The quality of exciting curiosity and/or holding the attention. A human must be in the photo.
10. **Humorous** - Something that causes amusement or a sense of humor.
11. **Industrial** - Any subject of, used in, or characterized by the processing of raw materials and manufacture of goods in factories.
12. **Landscape/Seascape** – Must illustrate an area of countryside, city or expanse of water, land, sea or sky with a definite subject. Structures may be included if the enhance the scene.
13. **Macro** – Extreme close-ups of any subject shot with close-up filters, macro lenses or any other macro technique.
14. **Miscellaneous** - Any subject or technique that does not fit in any other class. May not be another photo of a subject already entered in another class.
15. **Nature** – Any subject from the physical world including plants, animals, the landscape and natural phenomena, as opposed to humans or human creation.
16. **Photojournalism** – The communicating of news by a photo.
17. **Selfie** - May be 3" x 5" or 4" x 6" but must be mounted.
18. **Portrait Formal** – An artistic representation of a person; posed and close up (typically, head and shoulders) in a business or formal attire.
19. **Portrait Informal** – An artistic representation of a person: relaxed, friendly and unofficial; usually in casual, everyday clothing.
20. **Reflection** – An image formed by the phenomenon of light, heat, sound, etc. Being reflected.
21. **Special Effect** – Changes that make a photo better, greater or otherwise different from what is usual or original; Exhibitor must provide a small (4"x6" or smaller) original.
22. **Sports** – Activities involving physical exertion and skill in which an individual or team competes. Maybe traditional or extreme sports.
23. **Still Life** – An arrangement of inanimate objects.
24. **Photographs Taken in Lincoln County.**
25. **Patriotic**
26. **Photo Story** - Three to seven untouched photos mounted on 16" x 20" matt board (available to purchase at Extension Office).

ATTENTION: OPEN CLASS EXHIBITORS

OPEN CLASS PREMIUM MONEY will not be handed out during the fair. You may pick it up at the Extension Office in Lincoln from August 2nd – 12th. Money not picked up by the 12th will be donated back to the fair board.

Open Class Drawings

Each open class entry made in Horticulture, Foods, Fine Arts and Crafts will be eligible to win the following drawing in their age division: \$20 Senior (15 & over) \$15 Junior (14 & under)

Photography entries will be eligible to win the following drawing in their age division: \$20 Adult \$15 Teen \$15 Youth

Lincoln County Fair 4-H and FFA Judging Suggested Dress Guidelines

The Kansas 4-H and FFA Programs are committed to providing events and activities for youth that create a positive educational environment. Essentially, proper dress and grooming for an occasion is a matter of exercising good judgment. Dressing well for judging of projects is a skill that Exhibitors and FFA members should gain knowledge of and value its significance. The purpose of the Dress guidelines is to reinforce a fundamental real-world truth. It is hoped that parents and adults encourage and model this important lesson.

General Guidelines:

- All clothing shall be neat, clean, acceptable in repair and appearance, and shall be worn within the bounds of decency and good taste as appropriate for 4-H/FFA events.
- Articles of clothing that display profanity, products or slogans that promote tobacco, alcohol, drugs, sex or in any way suggestive or distracting, are prohibited.
- Excessively tight clothing is prohibited.
- Items of clothing that expose bare midriffs, undergarments, or that are transparent are prohibited.
- Bare feet are not appropriate for any Kansas 4-H activity. Conventional shoes are required.
- Ladies: Skirts and dresses must be knee length or longer.
- Shorts must be fingertip length.

LIVESTOCK SHOWS	ALL OTHER PROJECT AREAS
<u>Appropriate:</u> Tucked in, collared shirts, jeans in good repair & boots or leather shoes <u>Not Appropriate:</u> T-shirts, tank tops, tennis shoes, jeans that are worn with holes	<u>Appropriate:</u> Clean attire that meets the above State general guidelines <u>Not Appropriate:</u> Soiled clothing, clothing with holes

Superintendents have the authority to exercise their judgment of appropriate dress.

Approved December 29, 2015 by Lincoln County 4-H Council

HOW TO FILL OUT THE 4-H/FFA ENTRY CARD

LINCOLN COUNTY SYLVAN GROVE FAIR 4-H ENTRY CARD							
CLUB _____	CLUB _____						
EXHIBITOR _____	EXHIBITOR _____						
AGE _____	AGE _____						
CLASS NUMBER _____	CLASS NUMBER _____						
NAME OF CLASS _____	NAME OF CLASS _____						
Purple Blue Red White Participant	Purple Blue Red White Participant						
Entry Approved by: _____ Superintendent	<table border="1"><thead><tr><th colspan="2">AMOUNT</th></tr><tr><th>Dollars</th><th>Cents</th></tr></thead><tbody><tr><td> </td><td> </td></tr></tbody></table>	AMOUNT		Dollars	Cents		
AMOUNT							
Dollars	Cents						

CLUB - Your 4-H Club's Name

EXHIBITOR - The first and last name of Exhibitor.

AGE- Your 4-H Age before January 1st

CLASS NUMBER - The class number within the Division of Competition. See the Lincoln County Fairbook for Class Numbers or ask your local agent/4-H program coordinator or local extension staff.

NAME OF CLASS - The class name within the Division of Competition. See the Lincoln County Fairbook for Class Names or contact the Post Rock District - Lincoln Office at 785-524-4432. www.postrock.ksu.edu

Please write legibly - printing, in ink, is preferred

4-H/FFA SECTION

4-H/FFA GENERAL REGULATIONS

- 1) Exhibits will be subject to sanitary regulations and other applicable regulations as stated in the general rules in the open class section.
- 2) Violation of any of the rules listed in this fair book or in special later revisions may mean forfeiture of prizes. Special rules are found in various divisions.
- 3) **K-State Research and Extension:** 4-H is a program of K-State Research and Extension (KSRE) which is part of Kansas State University. Rules and guidelines for the 4-H Division and 4-H related activities at the fair are governed by the K-State Research and Extension Post Rock District Board, giving Post Rock District Staff and approved volunteers' enforcement authority. They strive to align the 4-H Division and 4-H/FFA with K-State Research and Extension and Kansas 4-H policies and practices.
- 4) **Exhibitors:** Only Kansas 4-H and FFA members enrolled in Lincoln County are eligible to compete for prizes or participate in the 4-H and FFA Department and related activities. Each 4-H youth must have a complete and current Kansas 4-H Participation Form in 4-H Online. Enrollment deadline is **May 1** of the current 4-H year
- 5) **Eligibility:** Exhibitors must meet the project requirements and deadlines as defined by K-State Research and Extension – Post Rock District and the Lincoln County 4-H Council.
 1. **4-H Membership.** A 4-H member must be enrolled in a project in 4-H Online by **May 1** of the current 4-H year to exhibit in the project division within the 4-H and FFA Department at the Lincoln County Fair.
 2. **FFA Membership.** FFA members must be enrolled in agriculture education. The student must have paid current annual membership dues and not have passed their 19th birthday before January 1 of the current year. FFA members can only enter in project areas aligned with the FFA program of study.
- 6) **FFA PARTICIPATION IN 4-H DIVISION OF COUNTY FAIR:** Post Rock District supports FFA member participation in the 4-H division of the county fair. FFA members must have paid current annual membership dues to the Chapter, and they must fall within the Kansas 4-H membership age-range to be eligible. FFA chapters affiliated with school districts in Lincoln County are eligible to participate in the 4-H division of the Lincoln County Fair. Each FFA Chapter should participate in the county where the school district is located. Chapters within a school district that cross county lines must designate which single county the Chapter will participate in by the start of the 4-H program year. All FFA members must participate in the same county through their Chapter's designation. In the event a 4-H member is enrolled in a county different than where their FFA Chapter participates, the youth may participate in both counties so long as the project exhibits are completely different in each county (different animals verified, different wood science exhibits judged at fair, different ag mechanic exhibits for each 4-H and FFA

experience). If the counties involved extend beyond Post Rock District's region, the expectations of both local units must be met and participation pre-approved by the respective units working with the units' 4-H Youth Development Agents for approval.

FFA participation must align with project areas directly relating to the agriculture education experience (i.e. livestock, ag mechanics, wood science, plant science). FFA participation in Post Rock District 4-H events, activities and county fairs must follow the rules set by the Post Rock District. It is expected for the FFA Chapter and members to contribute as volunteers and assist with fundraising which benefits the experiences they engage in (i.e. county fair awards, judging boosters, superintendents). It is strongly recommended for FFA Advisors and supporting adults to complete the Kansas 4-H volunteer registration and screening process annually. FFA members wanting to participate in a Post Rock District county are to enroll in the affiliated county through the designated process. The annual Kansas 4-H participation fee will be waived, yet the enrollment will assist with project communication and fair deadlines. All 4-H participation deadlines will apply to FFA Chapters and members, including but not limited to tagging and verification expectations, weigh-ins, project drop/add deadline, fair entry deadlines and fees, dress code, code of conduct, etc.

- 7) **Exhibits:** The exhibits must be the handiwork of the exhibitor; the grower, where agricultural exhibits are shown; and the owner and feeder, where livestock is entered. Exhibits must be the result of the current year's work. This rule shall be rigidly enforced to maintain the integrity of the youth programs.
- 8) **School Projects:** Project items made as part of school work for credit and grade can be used to complete 4-H & FFA requirements or be shown at the fair, as long as they are a planned part of the project.
- 9) **Age Divisions:** All ages are the youth's age before January 1 of the current 4-H year. Refer to project area for age divisions in each project area. If not listed in the project area, the age divisions are Junior = 7-13 and Senior 14-18 years old.
- 10) **Cloverbuds:**
 - A) Cloverbuds (previously called tag-a-long) are to be enrolled in 4-H Online by May 1. Cloverbuds are for youth age 5 and 6 by January 1 of the current year.
 - B) Cloverbuds are only allowed to exhibit for participation experience in the 4-H Division.
 - C) A Cloverbud may exhibit multiple entries in allowable project areas. It is up to each individual family the number of participation-based entries brought to fair by the Cloverbud. If a project area has a limit on number of allowable exhibits, these apply to Cloverbuds.
 - D) The Cloverbud needs to participate in the respective project area's judging (see below for pet expectation). They should select a class in the project area and strive to meet the project requirements as a practice experience for future years. Exhibit requirements can be adjusted to be age appropriate.

- E) A 4-H Cloverbud may showcase a pet from the approved list in the Kansas 4-H Cloverbud Handbook (<https://www.kansas4-h.org/resources/policy-guide/Kansas%204-H%20Policy%20Handbook%20October%202021.pdf>). All Cloverbud pet exhibits (regardless of species) should be shown in the 4-H Pet Show-and-Tell at Lincoln County Fair.
- F) The 4-H Cloverbud may not own and/or show 4-H livestock. This includes all Classes in the 4-H/FFA Division. Pee wee showmanship classes are part of open class and overseen by the Fair Board.
- G) Cloverbuds will receive a participation ribbon. There are no premiums.
- 11) **Equal Opportunity and Accessibility:** K-State Research and Extension is committed to providing equal opportunity for participation in all programs, services and activities. Program information may be available in languages other than English. Reasonable accommodations for persons with disabilities, including alternative means for communication (e.g., Braille, large print, audio tape, and American Sign Language) may be requested by contacting the event contact (Post Rock District - Lincoln Office) two weeks prior to the start of the event at 785-524-4432. Staff contact information can be found at www.postrock.ksu.edu. Requests received after this date will be honored when it is feasible to do so. Language access services, such as interpretation or translation of vital information will be provided free of charge to limited English proficient individuals upon request. K-State Research and Extension is an equal opportunity provider and employer.
- 12) **Code of Conduct:** All exhibitors, volunteers, and spectators participating in the 4-H Division and related activities represent Kansas 4-H, Post Rock District, and Lincoln County. All individuals are expected to follow the Kansas 4-H Code of Conduct. Failure to do so is subject to result in loss of award and premiums and right to participate in future 4-H related activities. **Any project condoning or promoting the use of alcoholic beverages, tobacco products or illegal drugs will not be accepted for exhibit.**
- 13) **Exhibit Entry, Pre-Entry:** Each exhibitor will be responsible for making pre-entries in the designated way, and at the designated time. Failure to do so will disqualify the entry. Where required, two sectional entry cards are to be filled out and attached to the exhibits before arrival at the fair. In some cases a designated form must be completed in place of the small entry card.
- 14) **Exhibit Entry, Time:** Exhibitors are to enter exhibits according to the time specified each year.
- 15) **Judging:** Each exhibit will be rated as purple (superior) followed by blue, red, and white ribbons. Exhibits are judged based on the project area's standard. Top awards are selected by the judge based on comparison to all exhibits entered in the respective project area. The judge reserves the right not to select a top award if exhibits lack merit. If an exhibit does not meet the appropriate rules and guidelines it will be lowered one ribbon placing or disqualified based on judge and superintendent discretion.
- 16) **Premiums:** Premiums are listed by each project area if there are eligible classes. Superior exhibits will receive a purple ribbon, but no additional premium will be paid.
- 17) **State Fair Competition:**
1. The Lincoln County Fair is an official county fair with an approved 4-H/FFA Department.
 2. One must exhibit here to be eligible for Kansas State Fair competition. Exhibitors 9 years and older by January 1 of the current year are eligible to exhibit at the Kansas State Fair, if an exhibit receives a *purple ribbon* at the county-level, and there is an appropriate class at the Kansas State Fair. There is no ribbon level achievement required at county-level for livestock, but it is recommended all entries are of blue ribbon quality.
 3. Animal projects have special entry deadlines and requirements for the Kansas State Fair. It is the exhibitor's responsibility to meet these requirements and deadlines. Kansas State Fair Book is available at <https://www.kansas4-h.org/events-activities/fairs/kansas-state-fair/>. For animals interested in being shown at the state fair it is recommended to contact the District Extension Office before May 1 to make sure you know all expectations and deadlines.
 4. **Exhibitors must sign up their State Fair items by 8:00 p.m. on July 21st on the designated sheets in the 4-H Building.**
 5. Post Rock District staff will complete the entry process as outlined by Kansas 4-H, using the information submitted by qualifying members. Post Rock District staff will coordinate transportation of non-animal exhibits to and from the Kansas State Fair for 4-H exhibition. Exhibits will only be transported by extension staff if they can easily be moved by one person, if they can fit within an extension vehicle, and if they can be safely transported with many other items. 4-H members can transport their own items, including those that are too large, heavy or fragile.
- 18) **Conference Judging:** Exhibitors are encouraged to participate in the consultation judging process, to share about project learning and to hear the judge's comments. During all conference judging, parents or leaders may sit in the conference and observe but are not to make any comments on behalf of the Exhibitor concerning the process or work completed.
- 19) **No commercial advertising** is permitted on animals, in barns or exhibit buildings in the 4-H/FFA area.
- 20) **Exhibit Removal:** No entries may be removed until the check-out time specified. Those in charge are not responsible for any exhibits left after check-out time.
- 21) **Lincoln County Fair 4-H Related Questions, Requests and Grievances:** The Fair Grievance Committee shall be members of the Lincoln County 4-H Council. Any 4-H/FFA fair related request/complaint will be presented in writing to the head superintendent of that division for a decision. If an appeal is necessary, it must be presented to the superintendent of that division and an Extension Agent/4-H Program Coordinator in writing prior to end of day of the occurrence. The written appeal will be presented

to the Fair Grievance Committee with at least three of the members present (including one adult member). A majority decision of the Fair Grievance Committee Members that are present will be final. Failure to follow their decision may result in loss of fair premiums for that division and/or loss of eligibility to participate in the Project Sale. Consequences are to be handled on a case by case basis.

22) **Overnight:** Only Exhibitors with livestock exhibited at the fair should remain overnight on the fair grounds. Each club that has livestock will be expected to provide adult supervisors one night during the fair. This will be an assigned schedule by the Extension Office and each club will be expected to adhere.

23) **Communications:** Exhibitors will be notified by email (the contact information listed in 4-H Online) concerning pre-entry and entry procedures, revisions, and other information about the fair. They may include the 4-H newsletter as well as other correspondence messages. 4-H exhibitors are subject to any regulations that are included in such correspondence.

24) **Copyright Laws:** Exhibitors should learn the guidelines and exercise caution when using copyrighted materials whenever possible by originating their own work. Exhibitors should use with caution a copyrighted and/or trademarked product or service (a brand name, label or product). A copyright and trademark are legal methods used by writers, artists, corporations and others to protect their original work. Protected items may range from books to music, logos to computer graphics. Copyrighted and/or trademarked materials used in displays, demonstrations, posters or other activities will be disqualified if the exhibitor does not request permission to use the copyrighted and/or trademarked materials and will not be displayed or receive ribbons. The use and inclusion of specific brand names for educational purposes does not imply endorsement or refusal by the Department of 4-H Youth Development, Kansas State University Agriculture Experiment Station, the Post Rock Extension District or the State of Kansas.

25) **Selling of Projects:** Any project sold at public auction or privately, whether for immediate or future delivery cannot, from the time of such sale, be shown by the seller in any 4-H/FFA show. This policy also applies to those projects which have gone through a premium auction, whether or not ownership has changed.

26) **4-H Presentations:** The Post Rock District hosts 4-H Days each 4-H year for enrolled members to present public speaking entries. There is not a county fair contest for these entries. Earning a purple with a 4-H Day entry qualifies a 4-H member for participation at the Kansas State Fair, if all other State Fair guidelines are met. Work completed in the project areas of Communications, Public Speaking and Presentations may be entered, displayed and judged in the Individual Notebooks, Posters & Displays division.

27) The Extension Office will retain a record of the current year Project Sales and tag numbers for a period of seven years.

PROJECT SALE RULES

1. The Project Sale is governed by the Project Sale Committee.
2. The Project Sale is only for 4-H/FFA members who participated in the current year's fair.
3. Each Exhibitor may sell one project in the sale. The project must have been made during the current year and exhibited at the current year's fair.
4. Exhibitors must be present to sell their project. In case of sickness, injury, or a conflict with another 4-H or FFA activity, another Lincoln County 4-H member may sell the project only after approval by the project sale committee.
5. All food projects sold at the Project Sale must have been baked/made no earlier than 24 hours prior to the sale.
6. The sale is an absolute auction for all miscellaneous projects (woodworking, cookies, crafts, photography, etc.). The buyers will be buying the project and will take immediate possession.
7. Sale of projects is final and the projects are ineligible to exhibit at any future show. **Any project that qualifies for the State Fair and goes through the project sale cannot be exhibited at the State Fair.**
8. Exhibitors must sign up in the 4-H Building to sell their project no later than 30 minutes after the completion of the livestock judging contest.
9. No late sale registration will be accepted.

GENERAL LIVESTOCK & ANIMAL RULES (ALL SPECIES)

1. **All livestock shows are designated as blow and go show. No artificial coloring, paint, or adhesive is allowed. Violators will be disqualified.**
2. **Animal Welfare Policy:** Caring for the life of an animal is a serious responsibility of 4-H and FFA members. All animals or livestock shown, housed and displayed at the Osborne County Fair shall receive care that is consistent with accepted animal husbandry practices, and with the rules and regulations set by the Osborne County Fair Board. This includes keeping the pens of your livestock in a presentable manner and a safe and comfortable location for the project while at the fair.
3. Read and comply with livestock general regulations and sanitary regulations in the Open Class Section. Read and comply with the 4-H general regulations.
4. Failure to comply with general regulations and sanitary regulations may mean disqualification or withholding of premiums or both depending upon the circumstances.
5. Open and limited to all Lincoln County 4-H and FFA members.

6. Animals are to be properly owned by the immediate family and verified with the District Extension Office by July 3 of the current 4-H year to be eligible. This includes animals tagged or requiring an ID form.
7. The information requested on the Lincoln County Animal Entry Form is required to be submitted by July 3rd to the Extension Office for all species. The information on the form must be submitted in writing (mailed, hand delivered, emailed) to the Extension Office by the deadline.
8. There are no weight requirements for showing market animals.
9. Official breed registration papers must be filed with the Extension Office by July 3. For 4-H/FFA at the county fair, registration papers will be accepted when verified as owned by the immediate family, same as non-registered animals. If this documentation is not provided, the animal is to be tagged with the official 4-H tag for Lincoln County.
10. The 4-H Council is responsible for obtaining 4-H tags for the Lincoln County Fair's 4-H division. The 4-H Council determines the cost of the tag and is the responsibility of the Exhibitor to pay for the tag. When a tag is sold by the Lincoln Post Rock District office, it will be recorded under the immediate family. Do not transfer a 4-H tag to another family. A photo is not required to be turned in once the animal is tagged. Unused tags are to be returned to the Extension Office. If a tag is lost or damaged, the Exhibitor must work with the Lincoln office to replace it.
11. By the pre-fair deadline (in 2023, this date is July 3rd) set by the Council, the following animals are required to have a designated 4-H tag: market beef, commercial breeding breed, bucket calf, market sheep, commercial breeding sheep, market swine, commercial breeding swine, market goat, commercial breeding goat, dairy cattle, dairy goat and other species where tagging is determined safe and appropriate. Either ear can be tagged for county fair.
12. If an animal is breed registered, a 4-H tag is not required. A copy of the registered animal's official documentation (i.e., registered heifer) is to on file with the Post Rock District office in Lincoln. Registration papers can be in the member of immediate family name to be accepted.
13. Adults, other than family members and livestock club leaders will not be permitted to assist with the animal care and/or showing while at the fair. Other Exhibitors are permitted to help prepare animals for showing. Violation of this rule may disqualify an exhibitor.
14. If exhibitor has more than two entries in one class they can receive assistance in showing them from any 4-H member in the Post Rock Extension District (not Cloverbuds).
15. Livestock/animal exhibitors are limited to three market buckets and three breeding animals per species except bucket calves where you can only exhibit one in the 4-H/FFA division.
16. Pre-fair entry deadline of livestock/animal projects are required, and failure to comply with pre-entry deadline will bar the project from competition. This date is July 3, 2023.
17. The right to split or combine the livestock/animal classes will be at the option of the superintendent of the concerned division.
18. **Livestock/animals cannot be unloaded at the fairgrounds until the veterinarian has checked it and cleared the animal.**
19. No one will be allowed to enter other members' (sheep, swine, or goat) pens without permission of the exhibitor.
20. Keeping stalls and pens clean and neat is the responsibility of each exhibitor. Failure to comply with this and failure to clean area at the close of the fair may result in withdrawal of premiums.
21. All livestock exhibitors need to clean up wool or hair clippings after trimming.
22. **Cattle tie out time will be 9:00 p.m. on Thursday night and 9:00 p.m. on Friday night.**
23. **Cattle must be tied in the barn by 9:00 a.m. on Friday and Saturday morning.**
24. Any animal that cannot be properly handled by the owner may be expelled from the fairgrounds by the division superintendent.
25. All animals must be shown at the time of judging, in the show ring, to be placed and sold in the livestock project sale.
26. **WARNING:** Under Kansas law, there is no liability for an injury to or the death of a participant in domestic animal activities resulting from the inherent risks of domestic animal activities, pursuant to sections 1 through 4 of KSA 60-208. You are assuming the risk of participating in this domestic animal activity.
27. Exhibitors who have animals at the fair need to be at the fair to care for their animals.
28. All Livestock trailers need to be parked at the Sale Barn or at a safe location not to disrupt the activities of the Fair.

BELL RINGER AWARD

This award is designated for market beef. The selection is based on a combination of live placing, average daily gain, and carcass placing. For an animal to be eligible for this award, the animal must **compete** in live placing, receive a blue or purple ribbon in the daily gain, and rank in the top ten carcasses for their specie. An award will be presented to the exhibitor whose animal has the highest total score. In case of a tie the **highest average daily gain** will be used to break the tie.

Point System: Only one point value in the live placing category will be awarded (Grand Champion animal will not receive 33 points plus 30 points for 1st in class). The point system for the live and carcass placing is the same between all species and is as follows:

Live Placing: (33% of Score)		Carcass: (33% of Score)	
Grand Champ	33	1 ST	33
Res. Grand Cha.	32	2 ND	31
1 ST in Class	30	3 RD	29
2 ND in Class	28	4 TH	27
3 RD in Class	26	5 TH	25
4 TH in Class	24	6 TH	23
5 TH in Class	21	7 TH	21
6 TH in Class	19	8 TH	19
7 TH in Class	17	9 TH	17
8 TH in Class	15	10 TH	15
9 TH in Class	13		
10 TH in Class	11		

The points awarded for the Average Daily Gain will be as follows and consist of 33% of the total score:

Average Daily Gain: (Beef)

3.40 plus	lb/day	33-Purple
3.30	lb/day	31-Purple
3.20	lb/day	29-Purple
3.10	lb/day	27-Purple
3.00	lb/day	25-Purple
2.90	lb/day	23-Blue
2.80	lb/day	21-Blue
2.70	lb/day	19-Blue
2.60	lb/day	17-Blue
2.50	lb/day	15-Blue
2.40	lb/day	13-Blue
2.30	lb/day	11-Blue
2.20	lb/day	9-Blue
2.0 - 2.19 = Red 1.99 & Below = White		

RATE OF GAIN

To be eligible, animals must be weighed at the official beginning weigh-in event for the species as advertised in the 4-H Newsletter and through 4-H emails. Animals must also be shown at the fair.

Purple/Blue \$3.00 Red \$2.00 White \$1.00

Average Daily Gain: (Beef)

3.40 plus	lb/day	33-Purple
3.30	lb/day	31-Purple
3.20	lb/day	29-Purple
3.10	lb/day	27-Purple
3.00	lb/day	25-Purple
2.90	lb/day	23-Blue
2.80	lb/day	21-Blue
2.70	lb/day	19-Blue
2.60	lb/day	17-Blue
2.50	lb/day	15-Blue
2.40	lb/day	13-Blue
2.30	lb/day	11-Blue
2.20	lb/day	9-Blue
2.0 - 2.19 = Red 1.99 & Below = White		

Average Daily Gain: (Swine)

2.00 plus	lb/day	33-Purple
1.95	lb/day	31-Purple
1.90	lb/day	29-Purple
1.85	lb/day	27-Purple

1.80	lb/day	25-Purple
1.75	lb/day	23-Purple
1.70	lb/day	21-Purple
1.65	lb/day	19-Blue
1.60	lb/day	17-Blue
1.55	lb/day	15-Blue
1.50	lb/day	13-Blue
1.45	lb/day	11-Blue
1.25 - 1.44 = Red		1.24 & Below = White

Average Daily Gain: (Sheep)

.75 plus	lb/day	33-Purple
.73	lb/day	31-Purple
.70	lb/day	29-Purple
.66	lb/day	27-Purple
.63	lb/day	25-Purple
.60	lb/day	23-Purple
.56	lb/day	21-Blue
.53	lb/day	19-Blue
.50	lb/day	17-Blue
.46	lb/day	15-Blue
.43	lb/day	13-Blue
.40	lb/day	11-Blue
.25-.39 = Red		.24 & Below = White

Average Daily Gain: (Meat Goat)

.60	lb/day	33-Purple
.58	lb/day	31-Purple
.56	lb/day	29-Purple
.54	lb/day	27-Purple
.50	lb/day	23-Purple
.48	lb/day	21-Blue
.46	lb/day	19-Blue
.44	lb/day	17-Blue
.42	lb/day	15-Blue
.40	lb/day	13-Blue
.38	lb/day	11-Blue
.36	lb/day	9-Blue
.20-.35 = Red		.19 - Below = White

BEEF AND BUFFALO

Purple/Blue \$6.00 Red \$5.00 White \$4.00

Superintendents: Kent Rahmeier and Shawn Elder
All Beef and Buffalo must meet the General Regulations.

The beef shows will be designated as blow and go show. No artificial coloring, paint, or adhesive is allowed. All livestock shows are blow and go. Violators will be disqualified.

MARKET BEEF

1. It is suggested market beef projects be owned, fed, and managed for a minimum of 140 days. July 3 is the ownership and verification deadline for all animal species.
2. Calves may be grade, crossbred, or purebred of any recognized beef breed and must be born after January 1 of previous year. These calves are to be weighed and identified by July 3 of the year in which shown.
3. Identification must be one of the official 4-H ear tags as set by the 4-H Council.

The Lincoln County Cattlemen's Association will present an award to the overall Grand Champion Market Beef. The Champion Market Steer will compete against the Champion Market Heifer for this award.

Class

10. Market Beef Steer. All steers will be divided into weight classes.

11. Market Beef Heifer

Class

12. 2nd Year Bucket Calf

These are classes for calves shown as bucket calves at last year's Lincoln County Fair. These calves may also enter their respective market heifer/steer class. No ribbon premium will be given in class A & B.

The 2nd Year Bucket Calf classes will show on Thursday evening immediately following the Bucket Calf Show. An award will be sponsored by Kimberly Meyer.

- a. 2nd year bucket calf, Heifer
- b. 2nd year bucket calf, Steer

Beef Carcass Show – Monday, August 7th at 6:30 p.m.

Beef Slaughter: July 25th, 26th, August 1st and 2nd at Ellsworth Packing in Ellsworth, Kansas.

Guidelines for Carcass Show: Send to Kimberly for Approval

1. This is an optional class. Pre-entry is required and an Exhibitor can only make one entry in this class.
2. Cattle will go home until slaughter date. Cattle must be slaughtered on the slaughter date to be judged.
3. Youth with beef entered in this class are encouraged to attend the show. Attendance is optional. The judge will explain carcass data and placings.
4. You are responsible for the slaughter and processing fees and still own the animal unless you have made private arrangements with a buyer.
5. This class will be judged on the Danish system as are all 4-H/FFA classes.
6. Animals must be exhibited at the fair to participate in the carcass show.

FEMALE (BREEDING)

1. Registration papers must be on file at the Extension Office by July 3. If not registered, must have an official 4-H tag.
2. Two heifers of the same breed will constitute a breed show. All ages will be shown together in a breed show unless the superintendent determines number of entries warrants separate classes.

3. Senior or winter heifer calves – calved between September 1 and December 31 of previous year.

Class

17. Registered Female
18. Commercial Female

Summer yearling heifer calves – calved between May 1 and August 31 of previous year.

Class

23. Registered Female
24. Commercial

Junior and Spring yearling heifers – calved between January 1 and April 30 of previous year.

Class

29. Registered Female
30. Commercial

Senior Yearling heifer calves – calved between September 1 and December 31, 2020.

Class

35. Registered Female
36. Commercial

Cow-Calf pair if cow was shown in the 4-H Division of the Lincoln County Fair within the past 5 years. All cow/calf pairs regardless of breed and age will show in one class. Cow is to be verified with Extension Office by July 3. Calf must be verified with a 4-H tag by pre-fair entry deadline. Calf must be born by pre-fair entry deadline. Pre-fair entry deadline in 2023 is July 3rd.

Class

48. Cow Calf Pair

BUCKET CALF

Purple/Blue \$6.00 Red \$5.00 White \$4.00

1. Must be weaned from milk via the bottle or bucket by Pre-Fair Entry Deadline.
2. Calves will be halter broke.
3. Judging will be 25% on showmanship, 25% on calf appearance and 50% on knowledge and skills learned, including 4-H Bucket Calf Record and interview.
4. Calf may be a steer or heifer. Bull calves will be disqualified.

Class 49

Novice A: 7 to 9 year olds (on January 1 of current year). No show sticks, combs or brushes while showing in ring. No clipping. Only washed and brushed - two year limit.

Novice B: 10 to 12 year olds (on January 1 of current year). No show sticks, combs or brushes while showing in ring. No clipping. Only washed and brushed - two year limit.

Class 50

Advanced A: 7 to 9 year olds (on January 1 of current year). Animals groomed similar to steers and heifers.

Advanced B: 10 to 12 year olds (on January 1 of current year).
Animals groomed similar to steers and heifers.

DAIRY

Purple/Blue \$6.00 Red \$5.00 White \$4.00

You may exhibit a dairy cow only if you owned it as a calf, as a yearling, or purchased it before July 3 of the current year.

Heifer calves dropped after August 31 of previous year.

Class

- 53. Jersey
- 54. Guernsey
- 55. Ayrshire
- 56. Holstein
- 57. Brown Swiss
- 58. Milking Shorthorn

Yearling heifers dropped between September 1--two years previously and September 1 of previous year.

Class

- 59. Jersey
- 60. Guernsey
- 61. Ayrshire
- 62. Holstein
- 63. Brown Swiss
- 64. Milking Shorthorn

Heifers or cows dropped before August 31 two years previously.

Class

- 65. Jersey
- 66. Guernsey
- 67. Ayrshire
- 68. Holstein
- 69. Brown Swiss
- 70. Milking Shorthorn

GOATS

All Goats must meet the General Regulations.

DAIRY GOATS

Purple/Blue \$5.00 Red \$4.00 White \$3.00

1. Registration papers must be on file at the Extension Office by July 3. If not registered, must have an official 4-H tag.
2. **All goats must be identified with an official USDA Premise ID Tag, regardless of which division they are shown in unless accompanied by Registration Papers filed by with the Extension Office prior to the pre-fair deadline. In 2023, the pre-fair deadline is July 3, 2023. If a microchip has been inserted into the animal and is to be used in lieu of a state or county tag, the owner must provide a microchip reader to the superintendent at the Fair so that ownership and identification can be confirmed.**

3. Entries will be placed in classes by age with the day of judging being the base date.
4. Animals must be free of abscesses, soremouth, and ringworm and otherwise healthy.
5. Exhibitors are requested to be neatly and appropriately attired (preferably in white) when showing their animals in the ring.
6. **The goat shows will be designated as blow and go show. No artificial coloring, paint, or adhesive is allowed. All livestock shows are blow and go. Violators will be disqualified.**
7. Each exhibitor is limited to a maximum of two dairy goats per class. Only does are allowed to show.

Classes will be divided into Purebred and Grade. Breeds will show together.

A - Purebred

B-Grade

Junior Class: 0-24 months of age (not in milk and not previously freshened).

- 80. Doe up to 6 months of age (born by May 1)
- 81. Doe 6-12 months of age
- 82. Doe 12-24 months of age

Senior Class: Any age in milk or previously freshened.

- 83. Doe 0-24 months (born by May 1)
- 84. Doe 2 years or older

In no case will purebred and grade animals be in the same class, except championship classes.

MEAT GOATS

Purple/Blue \$5.00 Red \$4.00 White \$3.00

Superintendent: Gina Nelson

1. Ownership verified with official 4-H tag or other official registration documents.
2. **All goats must be identified with an official USDA Premise ID Tag, regardless of which division they are shown in unless accompanied by Registration Papers filed by with the Extension Office prior to the pre-fair deadline. In 2023, the pre-fair deadline is July 3, 2023. If a microchip has been inserted into the animal and is to be used in lieu of a state or county tag, the owner must provide a microchip reader to the superintendent at the Fair so that ownership and identification can be confirmed.**
3. There will be classes for market & breeding meat goats. **Wethers or Does are allowed to show in the market meat goat classes.**
4. Market goats will be shown by weight. Breeding goats will be shown by age. Market goats should be born after January 1st of the current year.

5. Goats must be shown with all four feet on the ground. Exhibitors may use a collar, a collar with a short lead, or a halter when showing. Medium/3mm or smaller pinch collars will be allowed. Exhibitor can only briefly touch their animal with their hands to position legs or head.
6. Teeth: All market goats must have baby teeth in place with no visible signs of permanent teeth.
7. Shearing: All market goats must be “slick shorn” with an equal amount of hair above the knee and hock before arrival on the grounds. A maximum of 0.375 inch of hair is permitted. Hair on the tail switch is permitted. Breeding animals may be sheared according to breed standards.
8. Horns: Horns must be tipped and rounded (not less than the diameter of a dime at the end). Violation is grounds for disqualification.

Grooming: **The goat shows will be designated as blow and go show. No artificial coloring, paint, or adhesive is allowed. All livestock shows are blow and go. Violators will be disqualified.**

Class

85. Market Goat
86. Breeding Goat – these goats may be up to 24 months old

SHEEP

All Sheep must meet the General Regulations.

Purple/Blue \$5.00 Red \$4.00 White \$3.00

Superintendent: Heather Meyer

1. Ownership verified with official 4-H tag or other official registration documents.
2. **All sheep must be identified with an official USDA Premise ID Tag, regardless of which division they are shown in unless accompanied by Registration Papers filed by with the Extension Office prior to the pre-fair deadline. In 2023, the pre-fair deadline is July 3, 2023. If a microchip has been inserted into the animal and is to be used in lieu of a state or county tag, the owner must provide a microchip reader to the superintendent at the Fair so that ownership and identification can be confirmed.**
3. There will be classes for market & breeding meat goats. **Wethers or Ewe are allowed to show in the market meat goat classes.**
4. Market sheep will be shown by weight. Breeding sheep will be shown by age. Market sheep should be born after January 1st of the current year.
5. Market lambs must be wethers or ewes.
6. **The sheep shows will be designated as blow and go show. No artificial coloring, paint, or adhesive is**

allowed. All livestock shows are blow and go. Violators will be disqualified.

7. During the judge’s inspection and handling, all 4 feet of the animal are to be in contact with the ground.
8. All market lambs must be “slick shorn”. A maximum of 0.2 inch of wool is permitted. Breeding Ewes may be sheared according to breed standard.
9. An award will be presented to the exhibitor of the Grand Champion Market Lamb.

MARKET LAMBS

Class

87. Market lambs

BREEDING EWE CLASSES

88. Ewe lambs
89. Yearlings or older ewes

SWINE

All Swine must meet the General Regulations.

Purple/Blue \$5.00 Red \$4.00 White \$3.00

Superintendents: Mike Rosebrook

1. Market hog and breeding gilt exhibits have to be owned and verified by the exhibitor by July 3 of the year shown and must be farrowed after January 1 of the year shown in order to qualify for competition. Barrows must be physical castrates.
2. All swine must be tagged with an official 4-H ear tag.
3. There is no swine carcass contest.
4. **The swine shows will be designated as blow and go show. No artificial coloring, paint, or adhesive is allowed. All livestock shows are blow and go. Violators will be disqualified.**

BUTCHER INFORMATION

Class Market Hog

90. All breeds. This class may be split according to weight.

Class Breeding Gilts

91. Breeding gilts will be shown by designated breed. Proof of registration is required to show as a pure-bred. All other animals will be considered cross-breeds.

Class Hog Carcass Show

92. Hog Carcass Slaughter date will be announced as soon as available and will be performed by Ellsworth Packing in Ellsworth, Kansas.

HORSES

All Horses must meet the General Regulations.

Superintendents: Elicia Mueller

Purple/Blue \$5.00 Red \$4.00 White \$3.00 – Halter Classes
Purple/Blue \$2.00 Red \$1.50 White \$1.00 – Riding Events

1. Horses are shown at the owner's risk. There are no health requirements for horses. Each exhibitor is at their own risk. Classes will be for Weanling Foals, Mares & Geldings only – NO STALLIONS are to be on Fair Grounds.

2. Horses must be properly identified by July 3rd. The horse identification certificate is required for competition. The identification certificate will be prepared in duplicate; original for the member and a copy for the County Extension Office. All 4-H horses must have this certificate completed by July 3rd.

3. No "borrowed" horses may be used in the 4-H/FFA Horse Project. An Exhibitor may not show more than one horse in a particular class and may not enter a class two times.

4. The age of a horse is determined as of January 1, in the year the animal is born.

5. Horses showing signs of contagious disease or known recent exposure to disease will not be allowed.

6. Due to the nature of horses, adults may assist Exhibitor, in preparing their exhibits for the show ring, such as clipping, booting, shoeing, etc. In working colts or horses in the show ring, the animal must be exhibited by a Exhibitor.

7. Horses and events in this division must conform to rules outlined in the State 4-H Horse Show Rulebook.

8. 4-H DRESS CODE: Long pants and a long-sleeved shirt or blouse must be worn. Pants, shirts and blouses may vary in color. **Extremes of style and/or color, while permissible, are not representative of western attire and do not allow the exhibitor to be presented in a professional manner. In no instance shall "fancy" attire count over a nice, neat workman-like appearance.** Exhibitors must wear a western hat or safety helmet * and it should stay on during the class. Hats are optional only in timed events. If a rider elects to wear a hat in timed events, it must stay on. If the hat is lost, a 2-second penalty will be assessed to the final time. Caps are not permitted. Western boots are required in all western events. The use of gloves, ties, spurs and chaps shall be optional. English spurs are not permitted in western classes. No vests, sweaters, coats or jackets are permitted except during inclement weather. In this case the show management will publicly announce and inform the judge when such clothing is permitted.

***County rule for safety helmets: ASTM-SEI approved riding helmets are permitted in all classes. No exhibitor shall be penalized for wearing such a helmet, even where such a helmet is not part of the attire required by the Kansas 4-H Horse Show Rulebook. This is a county rule only and does not apply to State Fair.**

BEGINNER CLASSES – This class is designed for beginners only.

Junior Group: Exhibitors 7-13 years on January 1 of current year and who are beginners in this Project.

Senior Group: Exhibitors 14 or older on January 1 of current year and who are beginners in this Project.

1. **Walk-Whoa (Beginners only).** Exhibitors will be asked to walk only while riding their horses and ponies. A handler over the age of 14 shall accompany all Walk-Whoa competitors into the show ring. Handlers shall have a lead in hand in case of need, but otherwise they should not interfere with the competitor's performance.

Walk-Whoa exhibitors may only show in this division and not change throughout the show in performance classes only.

2. **Walk Trot (Beginners Only).** Walk Trot class exhibitors will be asked to walk and trot while riding their horses and ponies.

Walk-Trot exhibitors may only show in this division and not change throughout the show in performance classes only. Exhibitors may show in speed events in their appropriate age division.

SHOW ORDER

Showmanship
Beginners
Halter
Pleasure
Horsemanship
Trail
Barrels
Poles

HALTER CLASSES

- Class
93. Weanling foals, no stallions
 94. Yearlings
 95. Geldings, Mares & Fillies over 1 year old
 96. Geldings 4 years or older
 97. Mares 4 years or older

HORSEMANSHIP

Junior Group: Exhibitors 7-13 years on January 1 of current year. An award will be sponsored by Sylvan Sales Commission for the Champion in Jr. Horsemanship.

Senior Group: Exhibitors 14 or older on January 1 of current year. An award will be sponsored by Sylvan Sales Commission for the Champion in Sr. Horsemanship.

- Class
98. Western Horsemanship Junior Division
 99. Western Horsemanship Senior Division
 100. Barrel Racing Junior Division
 101. Barrel Racing Senior Division
 102. Pole Bending Junior Division
 103. Pole Bending Senior Division

104. Western Pleasure Junior Division
105. Western Pleasure Senior Division
106. Trail Class – Junior Division
107. Trail Class – Senior Division

Trail Class members will ride their horse and open gate, walk across logs, open mailbox, back through an object or a similar version of this. Judging will be on execution of task and time. This class will not be included in the all-around points.

An award will be presented to the all-around high point 4-Her by SKC Livestock. A point system will be used to determine the winner of this award. Points will be awarded on one horse, one rider. The point system is as follows for each class:

1 ST	5 points	4 th	2 points
2 nd	4 points	5 th	1 point
3 rd	3 point		

This system will be used for the following classes: showmanship, horsemanship, western pleasure, barrel racing, pole bending, and trail. This system is not dependent on the number of participants in a class. For example, if there are only two entered in the horsemanship class, first place will receive 5 points and second place four points. If seven are entered in a class, points will be awarded 5-4-3-2-1 for the top five and sixth and seventh place will not receive any points. To break a tie first option break on Showmanship, if still a tie then break on trail. Unless needed to break a tie, trail is not included in overall points.

POULTRY

All Poultry must meet the General Regulations.

Purple/Blue \$2.00 Red \$1.50 White \$1.00

Superintendent: Tommie Berger

1. Members need to verify ownership of poultry flock with the Extension Office by July 3 using the appropriate verification form. Refer to General Rules for verification form and other expectations. Poultry whose industry-norm life span (meat poultry) is shorter than May 1 to the date of the county fair must have proof of purchase/order by July 3.
2. Not more than three entries may be made in each class.
1. Judging of classes 120-123, 130, 132, and 133 will be done primarily on the basis of exhibition qualities as described in The American Standard of Perfection.
5. Judging of classes 124, 125 and 128 will be on the basis of production qualities only. Members exhibiting well developed birds of production quality will be credited for it even if they vary slightly from Standard or Perfection. Disqualification will bar all competition.
- 6. Owners need to take adequate care and cleanliness of pens and birds during the fair and must clean out pens afterwards or premiums will be withheld.**
7. When required by the State of Kansas, poultry must follow Pullorum typhoid tests. 2023 is a required year for Lincoln County. Testing on poultry is required at check in. Waterfowl are not required to be tested.

County level class only

Class

108. Standard Breeds; Large Fowl; One young bird of either sex
109. Standard Breeds; Large Fowl; One old bird of either sex
110. Standard Breeds; Bantams; One young bird of either sex
111. Standard Breeds; Bantams; One old bird of either sex
112. Production Pullets-Pen, 3 Standardbred, Crossbred or Straincross pullets to be judged on egg production qualities only
113. Production Hens-Pen, 3 Standardbred, Crossbred or Straincross hens to be judged on egg production qualities only
114. Dual purpose pullets; Pen, 3 Such as Rhode Island Reds, New Hampshire, Plymouth Rocks, etc.
115. Dual purpose hens; Pen, 3 Such as Rhode Island Reds, New Hampshire, Plymouth Rocks, etc.
116. Meat-type Chickens; Pen, 3 Standardbred, Crossbred or Straincross birds of the same sex to be judged on meat production qualities only
117. Capons. All breeds (3 birds of one breed)
118. Turkeys, all breeds; 1 bird of either sex
119. Ducks, call or bantam, all breeds, 1 bird of either sex
120. Ducks, all breeds; 1 bird of either sex
121. Geese, all breeds; 1 bird of either sex
122. Pigeon; Old cock (hatched in previous calendar year); Indicate breed
123. Pigeon; Old hen (hatched in previous calendar year); Indicate breed
124. Young cock (hatched in this calendar year); Indicate breed
125. Pigeon; Young hen (hatched in this calendar year); Indicate breed
126. Other fowl
127. Poultry Showmanship, Junior
128. Poultry Showmanship, Senior

RABBITS & GUINEA PIGS

All Rabbits and Guinea Pigs must meet the General Regulations.

Members need to verify ownership of rabbit and guinea pig with the Extension Office by July 3 using the appropriate verification form. Refer to General Rules for verification form and other expectations. Rabbits whose industry-norm life span (meat rabbits) is shorter than May 1 to the date of the county fair must have proof of purchase/order by July 3.

Purple/Blue \$2.00 Red \$1.50 White \$1.00

1. Animals are to be owned and verified with the Extension Office by July 3.
2. Exhibitors may enter only 3 rabbits or guinea pigs per class. Please read and comply with general and 4-H regulations. Rabbits and guinea pigs will be judged by standard of perfection.
3. All rabbits and guinea pigs must meet sanitary regulations or be barred from entry.

2. **The rabbit and guinea pig shows will be designated as blow and go show. No artificial coloring, paint, or adhesive is allowed. All livestock shows are blow and go. Violators will be disqualified.**
4. **Owners need to take adequate care and cleanliness of rabbits, guinea pigs and pens during the fair and must clean out pens afterward or premiums will be withheld.**
5. Classifications: Junior, up to 6 months (born by May 1); Intermediate, 6-8 months; Seniors, over 8 months.

RABBITS

Class

131. Junior doe. Under 6 months of age (born by May 1)
132. Intermediate doe. 6 to 8 months old.
133. Senior doe. 8 months of age or older
134. Junior buck. Under 6 months of age. (born by May 1)
Intermediate buck. 6 to 8 months old.
135. Senior buck. 8 months of age & over
136. Meat Class. 3 rabbits, all one recognized breed and variety. Minimum weight 3 pounds each, maximum weight 5 pounds each. Will be judged on their meat qualities, condition and uniformity. Meat pen rabbits cannot be over 70 days of age.
137. White fur
138. Colored fur
139. Rabbit Showmanship, junior
140. Rabbit Showmanship, senior

GUINEA PIGS

Class

141. Single guinea pig less than 6 months (born by May 1)
142. Single guinea pig over 6 months
143. Pen of 2 guinea pigs

LIVESTOCK SHOWMANSHIP

Purple/Blue \$2.00 Red \$1.50 White \$1.00

1. Open to any Exhibitor who exhibits at the fair. 4-H/FFA members must show their own animal in these classes.
3. Showmanship classes will be divided into Junior (13 and under on January 1 of current year) and Senior (14 and older on January 1 of current year) age divisions.
4. **The livestock shows will be designated as blow and go show. No artificial coloring, paint, or adhesive is allowed. All livestock shows are blow and go. Violators will be disqualified.**

Class

160. Beef showmanship
161. Bucket Calf showmanship
162. Swine showmanship
163. Sheep showmanship
164. Dairy showmanship
165. Horse showmanship
166. Goat showmanship
167. Rabbit showmanship
168. Poultry showmanship

ROUND ROBIN SHOWMANSHIP

1. Champion and Reserve Champion overall showmen from each livestock specie (beef, sheep, swine, horse, dairy cows, goat) are invited to compete in the round robin showmanship contest.

2. For each specie, all qualified contestants will show at once. Exhibitors will draw for what animal they will show in each rotation.

3. The superintendents will select the animals to be shown. The exception is horse where the Grand Champion and Reserve Champion Showmanship exhibitors must provide their horse for the round robin.

3. The judge will determine activities in the show ring and appropriate questions. The judge will select the Grand Champion and Reserve Champion at the end of the competition.

4. All livestock exhibited at the Lincoln County Fair will be eligible for the Round Robin. The judge has the discretion to rotate the individuals in the show ring and score as he/she feels appropriate; provided each specie or rotation is deemed of equal value.

5. When quantity of animals is limited, individuals will have to take turns using the same animal. The animals should be clean. Individual livestock superintendents will supervise livestock waiting to be shown. Each specie superintendent will be responsible for the livestock to be used.

The order of the specie rotation will be:

1. Swine
2. Sheep
3. Goats
4. Beef
5. Dairy
6. Horse

LIVESTOCK JUDGING CONTEST

5. Participants will judge 5 classes including market hog, market lambs, market steers, market goats & breeding heifers and give one set of reasons to the Judge.
6. All details subject to change.
7. The contest is open to open to any 4-H & FFA youth in Lincoln County.

Class

170. Livestock Judging Contest – Juniors (7-12)
171. Livestock Judging Contest – Seniors (13 & up)

Prizes: 1st \$3.00 2nd \$2.00 3rd \$1.00

OUTSTANDING BEEF, SHEEP, SWINE, GOAT, RABBIT & POULTRY HERDSMEN

General Guidelines for Herdsmanship: The following procedures should be followed by the Exhibitors:

1. Identify the exhibit. Use those cards provided by the management. Non 4-H/FFA people should be able to understand the exhibit and the message of the exhibitor(s).

2. Tie or enclose animals in stalls or pens securely. Ties should allow comfort, yet not so loose as to permit the animal to back into the alley or to disturb other animals.
3. Locate show boxes, equipment and feed in neat arrangement and not in the path of visitors. If an animal is removed from the fair for any reason, including but not limited to at the decision and request of the superintendent, the animal is disqualified.
4. Sleeping equipment should be out of public view at all times.
5. Keep animals clean.
6. Be regular and prompt with each days feeding and cleaning. Keep manure picked up from the very first. Exhibitors often cooperate so that they take turns caring for animals, which are under someone's eyes at all times. Keep aisles wet down and swept. Non-agricultural viewers should be able to walk thru exhibits without soiling clothing or shoes.
7. Be friendly and helpful to visitors and other herdsman. Know your animals and be prepared to answer questions about them.
8. There should be no horse-play in exhibiting areas. **For each animal tied out early or not tied in by 9:00 a.m. 10 points will be deducted from the individual's herdsman points.**
 - a. A traveling trophy has been donated to the Fair in memory of the late Emerson Good. Mr. Good was a longtime cattle breeder and friend of the youth around him. The trophy is presented yearly to the most outstanding beef individual of the fair. An anonymous committee will select the winner and the trophy will be presented at the Achievement Ceremony
 - b. A traveling trophy has been donated to the fair by Mr. & Mrs. Dwight Sperry. The trophy is to be presented to the outstanding swine herdsman of the fair. An anonymous committee will select the winner and the trophy will be presented at the Achievement Ceremony
 - c. A traveling trophy has been donated to the fair by Floyd and Nellie Lemmons. The trophy is to be presented to the outstanding sheep herdsman of the fair. An anonymous committee will select the winner and the trophy will be presented at the Achievement Ceremony
 - d. An award will be provided to the Outstanding Goat Herdsman.
 - e. An award will be provided to the Outstanding Rabbit Herdsman.
 - f. An award will be provided to the Outstanding Poultry Herdsman.
 - g. The following scoreboard will be a partial basis of selection:

Cleanliness – Alley & Pen 40 Points

1. Bedding adequate, bright, dry, clean and in place
2. Manure hauled out and deposited in designated areas
3. Alleys swept clean, free of dust and straw
4. Feed in front of animals **ONLY** at feeding time
5. Watering points and drains kept clean

6. At completion of fair, stalls and tie out areas cleaned up
7. **Provide educational information about the project to the public**

Arrangement of Exhibit 10 Points

1. Exhibits lined up in attractive manner
2. Big objectionable boxes out of the way
3. Hay and straw neat and orderly
4. Feed boxes and gear in area provided

Appearance of Animals 25 Points

1. Animals clean and brushed
2. Animals securely tied or penned. (Cattle with tie chains and halters)
3. Animals in stalls or pens except when showing, grooming or washing

Stall Cards 5 Points

1. Readable from alley
2. Neatly arranged
3. Clean and complete

Exhibitor Conduct 20 Points

1. Attitude and conduct in and around barns
2. Conduct during show
3. Be polite and no foul language

Total Points 100 Points

PET SHOW & TELL

Purple/Blue \$2.00 Red \$1.50 White \$1.00

1. Pets are to be properly owned and verified with the Extension Office by July 3.
2. Pet show & tell will be showmanship based with all ages of exhibitors competing together. The health and quality of animal considered in addition to the project knowledge and showmanship of the exhibitor appropriate for member's age and years in the project.
3. An Exhibitor may make only one entry in each class.
4. All pet exhibitors must bring a current health paper and present prior to judging. If you do not have a health paper you will be disqualified.
5. A dog cannot be shown in the Post Rock District Dog Show AND the Pet Show & Tell. The same goes for a pet which may classify for any other animal division. If there is a class available in another division, it is to be exhibited there before choosing to exhibit in pet show & tell. An exhibitor must pick one or the other.
6. Any abuse of dogs on grounds or in the ring will result in disqualification.
7. No pets in season can be shown.

County-level only

Class

171. Pet Show & Tell

DOGS

1. All animals must meet the General Regulations.
2. To be eligible to compete in the Post Rock District Dog Show, an exhibitor must be enrolled in the Dog Care and Training Project. Dogs must be owned by May 1.
3. Members need to verify ownership of dog(s) with the local Extension Office by July 3 using the appropriate verification form.
4. Dogs must be at least 6 months old for Showmanship and Obedience classes. Dogs must be at least 12 months of age to compete in the Agility Class.
5. **The Post Rock District 4-H Fair Dog Show will be held on Monday, July 24th at the Osborne County Fair Grounds Covered Arena in Osborne.**

Refer to the Osborne County Fair Book (4-H Rules) for dates, deadlines, rules and additional expectations. The Osborne Office phone number is 785-346-2521.

AGRICULTURE AND STATIC PROJECTS

FIELD CROPS

Purple/Blue \$2.00 Red \$1.50 White \$1.00

Exhibits in this division need not be mature. Efforts should be made, however, to select as mature of entries as possible. Exhibitors are limited to two entries per class. Entries must be identified by hybrid or variety name. If variety is not stated where requested or samples not tied where requested, ribbon placing will drop one placing.

All classes calling for a gallon sample may have a 2 ½ - 3 inch diameter styrofoam cylinder placed in the gallon.

Class Corn--10 ear exhibit

180. White
181. Yellow

Class Forage Sorghum--10 stalk exhibit

182. All varieties (variety should be named)

Class Grain Sorghum--10 head exhibit

183. Hybrid Grain Sorghum (must be named)
184. Hybrid Forage Sorghum (hybrid must be named)
185. Other Forage Sorghum (variety must be named)

Class Wheat - One gallon sample

186. All standard varieties (varieties should be named)

Class Oats - One gallon sample

187. All varieties (varieties should be named)

Class Alfalfa Hay - One flake or slice from a rectangular bale, or a 10-inch section cut from a round bale. Approximately 6 inches thick and tied in two directions.

188. All varieties

Class Grass Hay - (variety must be named)

189. All varieties, including Cool Season Grass Hay (e.g., fescue, etc.): Ten-inch flake or slice, 6 inches thick and tied in two directions. Variety must be named.

Class Sudan - Stalks

190. Standard Varieties (variety should be named)
191. Hybrid (hybrid should be named)

Class Soybeans - One Gallon Sample

192. All varieties
193. Bundle of 5 plants

Class Sunflowers

194. Confectionary heads. 3 heads must be submitted.
195. Confectionary seeds in jar. 1 gallon jar to be submitted.
196. Oil seed heads. 3 heads must be submitted.
197. Oil seeds in jar. 1 gallon jar to be submitted.

Class Other Field Crops – One gallon sample of seed or 10 heads produced from exhibit

198. All varieties (varieties should be named)
199. Edible field beans: Exhibit to consist of one-gallon sample of seed from most recent harvest
200. Edible field beans: Bundle of five plants (with roots intact) from most recent harvest (Example – Lentils)
201. Miscellaneous Crops: Exhibit to consist of one gallon sample of seed or 10 heads produced from current project. Variety must be named.
202. Cotton: Provide 10 open bolls, not 10 plants. Place bolls in a bag that can breathe (not a sealed plastic bag), so mold does not develop.

Class - Weed Control Exhibit—Collect, identify, press, mount, and label a minimum of 15 weeds. Try to include roots, stems, leaves, flowers. Three of the weeds must be noxious weeds preferably found in Lincoln County. A standard 9"x12" scrapbook may be obtained in which to permanently mount your weed specimens. Prepare a list for scrapbook of the weeds mounted, showing common name, scientific name, and where it was found. Collect and identify weed seeds found in crop seeds. Mount them for display purposes. Write a story to show definite methods on "How We Control Weeds on Our Farm" or "How We Control Weeds at Home" (300 words).

199. Weed Control Exhibit. Exhibit consists of the items listed above.

HORTICULTURE

Purple/Blue \$2.00 Red \$1.50 White \$1.00

Quality and conditions of exhibits will be considered in judging. An individual may make one entry in each class.

All horticulture entries must be grown by the exhibitor. Secure entry form to disposable plate or container with string or tape. Use a sturdy disposable plate, bowl or container that will support the weight of the produce. Conference judging will be done.

County level competition only

Class

200. Cherry or Ornamental Tomatoes (plate of 5)
201. Tomatoes (plate of 5)
202. Onion (5 of any variety)
203. Table Beets (plate of 5)
204. Carrots (bunch of 5)
205. String Beans (dozen)
206. Parsnips (bunch of 5)
207. Cucumber (plate of 5)
208. Squash (1 of any variety)
209. Watermelon (1 of any variety)
210. Pumpkin (1 of any variety)
211. Victory Special. A display of at least 5 different fresh garden vegetables - small vegetables should have at least 5 of each and large ones have just 1 of each, limited to 4 square feet display area. Only 1 variety of each type of vegetable may be exhibited
212. Cantaloupe (1 of any variety)
213. Peppers (plate of 5)
214. Cabbage (1 head)
215. Other Vegetables
216. Other Fruit

Class Fresh Culinary Herbs

217. Herbs: Six stems of one variety of fresh herbs exhibited in a disposable container of water. (Example: parsley, basil, dill, etc.) Dried herbs are not accepted. Can make 2 entries in this class.

Class Potatoes - to consist of 5 potatoes of one variety or 5 sweet potatoes of one variety

218. Red Potatoes (5)
219. White Potatoes (5)
220. Sweet Potatoes (5)
221. Other potatoes (5)

Class Beauty from Horticulture

222. Garden Flower, Single Stem, Annual
223. Garden Flower, Single Stem, Perennial
224. Flower Arrangement, Fresh (Flower material must be grown and or collected by exhibitor, not purchased)
225. Flower Arrangement, Dried Plant Material, no fabric or plastic material
226. Cactus
227. Potted Bulbs
228. Houseplant, foliage or flowering

Class Horticulture Notebook

229. Entry shall consist of a notebook or three ring binder of written narrative describing a horticulture project such as a landscape design, landscape installation, lawn renovation, water garden, flower garden, vegetable garden, lawn mowing service, landscape maintenance business, farmer's market business, or other horticultural project. Exhibitors are encouraged to include photographs, illustrations and/or landscape drawings that help explain work done by the member. Photos taken from the same location before, during and after the completion of the project are particularly helpful.

CLOTHING & TEXTILE CONSTRUCTION

Clothing and Textiles will be judged on Thursday, July 13th, at the Lincoln High School. No pre-registration is required.

Exhibitors are encouraged to sign up at SignupGenius to allow staff to anticipate expected exhibits.

Purple/Blue \$2.00 Red \$1.50 White \$1.00

1. Each garment or article must be labeled. Identification Labels should be typed or written on 3 inch x 2½ inch piece of cloth and should include: Class Number, County or District, and Name. Label should be sewn on the inside of the garment (back of neck, center back of waistband or left end of apron band. Label each piece. Place entry form and score card on front left shoulder seam of garment or to the left side of waistband with hanger opening facing to the left, as if you were wearing the garment, so that the hanger opening faces the attached entry form.
2. **All garments or articles that are pre-judged must be exhibited at the fair in order for the Exhibitor to receive ribbon or prize money.**
3. An Exhibitor may have two garment or outfit entries per class the Exhibitor is enrolled in. Sewing boxes and educational exhibit count as an article entry. For State Fair: one constructed piece and one educational exhibit.
4. The double section entry card should be completed and attached to the garment.
5. Pre-cut kits are acceptable for all clothing classes. **All articles/garments must be finished for use.**
6. **Educational Exhibit:** Share with others what you learned in this project. (May be a notebook, poster or other display.) If a poster, it must not be larger than 22" x 28". Take care to select durable material that will withstand State Fair conditions. Total display space must be no more than 12" high by 12" deep and 18" long. NO card table displays are allowed. Name and county must be clearly marked on educational exhibits.
7. **Awards:** An award will be presented to the overall construction champions in Junior, Intermediate, and Senior Divisions.

No live animals may accompany the participant, exceptions include service animals.

CLOTHING - JUNIOR (Ages 7 - 9)

- Class 250. An article, garment or outfit constructed by a 7 to 9 year old exhibitor enrolled in the Clothing and Textiles project.
251. Sewing Box (should include shears, scissor, thimble, needles, thread, tape measure, sewing (hem) gauge, tailors chalk or marking pens, small notebook, needle container, pin cushion.) Members should be able to describe each item's use to the judge. Counts as an article entry.
252. Educational exhibit prepared by a 7 to 9 year old exhibitor enrolled in the Clothing and Textiles project.
253. Recycled Clothing Project – An item made of at least 50% recycled material (recycled means reusing an existing item in a new way). Could be remaking/redesigning a garment, re-purposing a clothing item for a new use, etc. Must include sewing of some

kind. A 3"x5" index card MUST accompany entry describing the recycled materials and how they were used in the item.

CLOTHING - INTERMEDIATE (Ages 10 - 13)

- Class
254. An article, garment or outfit constructed by a 10 to 13 year old exhibitor enrolled in the Clothing and Textiles project.
 255. Sewing Box (should include shears, scissor, thimble, needles, thread, tape measure, sewing (hem) gauge, tailors chalk or marking pens, small notebook, needle container, pin cushion.) Members should be able to describe each item's use to the judge. Counts as an article entry.
 256. Educational exhibit prepared by a 10 to 13 year old exhibitor enrolled in the Clothing and Textiles project.
 257. Recycled Clothing Project – An item made of at least 50% recycled material (recycled means reusing an existing item in a new way). Could be remaking/redesigning a garment, re-purposing a clothing item for a new use, etc. Must include sewing of some kind. A 3"x5" index card MUST accompany entry describing the recycled materials and how they were used in the item.
4. County contest will be divided into:
 5. Ribbons and prize money will be withheld if participants do not participate in the Public Fashion Revue.
 6. Exhibitors may enter two classes, one entry per class.
 7. Exhibits should be from current year's project work.
 8. Outfit must be purchased or constructed and modeled by the 4-H member.
 9. **A 4" x 6" picture of the model (both boys and girls) in the garment styled for judging of buymanship is to be presented to the judge at the time of judging. This picture will be displayed at the fair.**

CLOTHING - SENIOR (Ages 14 - 18)

- Class
258. An article, garment or outfit constructed by a 14 to 18 year old exhibitor enrolled in the Clothing and Textiles project.
 259. Educational exhibit prepared by a 14 to 18 year old exhibitor enrolled in the Clothing and Textiles project.
 260. Recycled Clothing Project – An item made of at least 50% recycled material (recycled means reusing an existing item in a new way). Could be remaking/redesigning a garment, re-purposing a clothing item for a new use, etc. Must include sewing of some kind. A 3"x5" index card MUST accompany entry describing the recycled materials and how they were used in the item.

FASHION REVUE

Fashion Revue will be judged on Thursday, July 13th, at the Lincoln High School.

Purple/Blue \$2.00 Red \$1.50 White \$1.00

1. Exhibitors are not required to pre-enter but are asked to sign up on SignupGenius to reserve a time to exhibit. All Exhibitors must complete the following forms and deliver them at check-in:
 - a. Two-Sectional Entry Card;
 - b. Style Revue Score Card;
 - c. Script to be read during Public Revue; and
 - d. Photo as described in #9 below.
2. Contestants should use good sense in choosing items that are appropriate to be modeled publicly.
3. To be eligible for State Fair, an Exhibitor must be 14 before January 1 of the current year.

CLOTHING BUYMANSHIP (BOYS)

Junior Group - age 7-9 years before January 1.
Intermediate Group - age 10-13 years before January 1.
Senior Group - age 14 and up before January 1.

Class

270. Dress outfit (suit or dress pant & sport coat)
271. School/casual (e.g. sweaters, slacks, jeans, casual jacket or shirt)
272. Active sportswear (e.g. tennis outfit, jogging suit, sweats)

CLOTHING BUYMANSHIP (GIRLS)

Junior Group - age 7-9 years before January 1.
Intermediate Group - age 10-13 years before January 1.
Senior Group - age 14 and up before January 1.

Class

273. Formal (any length)
274. Dress (dress or suit suitable for church or special school functions)
275. School/casual (e.g. sweaters, slacks, skirts, jeans, jumpers, shorts)
276. Active sportswear (e.g. tennis, jogging, spandex, sweats, wind suit)

CLOTHING CONSTRUCTION

Junior Group - age 7-9 years before January 1.
Intermediate Group - age 10-13 years before January 1.
Senior Group - age 14 and up before January 1.

277. Jr. Construction
278. Int. Construction
279. Sr. Construction

PUBLIC REVUE

Thursday, July 13th
In Person at the
Lincoln High School

FOODS & NUTRITION

Purple/Blue \$2.00 Red \$1.50 White \$1.00

Food will be judged on Monday, July 18th from 1:00 to 3:00 at the Lincoln High School, Lincoln. No pre-fair registration required. Exhibitors are encouraged to sign up at SignupGenius to allow staff to anticipate expected exhibits.

1. Each club will be responsible to have a food display in place on the first day of the fair.
 2. Exhibitors will be divided into the following divisions:
 - a. Junior Group - age 7-9 years before January 1.
 - b. Intermediate Group - age 10-13 years before January 1.
 - c. Senior Group - age 14 and up before January 1.
 3. **A member may enter four non-perishable items & only one entry in all other classes.**
 4. Decorated special event cakes will not be accepted for exhibit.
 5. For food safety purposes, any food with custard and dairy-based fillings and frostings (ex. Cream cheese) raw eggs, flavored oils, "canned" bread or cakes in a jar, cut fresh fruit or any food requiring refrigeration (ex. Bacon) or unbaked exhibit with raw flour (ex. No bake cookies) will be disqualified and not judged. Refer to K-State Research and Extension publication, 4-H888, Judge's Guide for Food and Nutrition Exhibits, for information to help you make informed, safe food exhibit decisions.
 6. Any baked product that can be removed from the pan should be placed on a plate, covered cardboard or disposable container of appropriate size for the exhibit. Exhibits should be in food grade plastic bags, disposable plastic containers or boxes of appropriate size for the exhibit.
 7. The entire product must be entered (except in classes where only a certain number are required). All baked goods must be left whole and uncut. For small baked items such as cookies, muffins or rolls, bring 4 items. One is judged and used in the display and the others sold at our bake sale. Bar cookies should be cut into 2"x2" squares.
 8. Layer cakes must be two or more layers. All unfrosted cakes must be in upright position with top crust showing.
 9. Alcohol is not allowed as an ingredient in food entries. Entries with alcohol will be disqualified and not judged.
 10. Recipes are to be brought with all entries. Recipe is to be on standard 3 x 5 inch recipe card or may be typed on computer page (½ sheet) and stapled to the back of left hand portion of entry card. Complete recipes with ingredients and instructions must be attached with the entry or the placing will be lowered one ribbon when judged.
 11. All food entries are sold after judging with the proceeds going to 4-H Council.
 12. Food Gift Package or Specialty Food Products: No alcoholic beverages will be accepted. A food gift package must contain at least 3 different food items, prepared by the Exhibitor, in a suitable container no larger than 18" x 18" x 18". Prepared food items must have recipes attached with the entry. On the back of the entry card, answer these questions: a) what is the intended use; b) what food safety precautions were taken during and after preparation. This entry will count as a non-perishable food product, not as an educational exhibit.
 13. Table Setting and Menu. All Exhibitors enrolled in any food class are eligible. The Exhibitor will bring one place setting and a selected menu (written on a menu card, do not bring food) which you would serve with the table setting. It will be judged on the selection of the menu and if it is appropriate to serve with the place setting.
 14. These table settings are to be set-up by the Exhibitor on separate tables. They are conference judged when it is the Exhibitors turn.
- State Fair Exhibits:** Exhibitors ages 9 and above may enter one non-perishable item and one educational exhibit on which they have received a purple ribbon. For food safety purposes any food with custard and cream cheese type fillings and frostings, flavored oils, "canned" bread or cakes in a jar, or food requiring refrigeration will not be accepted. Refer to K-State Research and Extension publication (4-H 888) *Judges Guide for Food and Nutrition Exhibits*, for information to help you make informed, safe food exhibit decisions.
- County-level competition only
- Class
300. Any non-perishable food product
 301. Table Setting & Menu
 302. Food Gift Package
 303. Educational Exhibit – Exhibits may be in the form of a poster, notebook or display. Follow copyright laws as explained in the General Rules as you are preparing your exhibit. Take care to select materials that will withstand State Fair conditions. No card table displays are allowed. If the exhibit is a poster, it must not be larger than 22" x 28". **Displays are not to exceed a standard commercial 3' x 4' tri-fold display board.**
- Suggested resources:
- Altering Recipes for Better Health Purdue University
<http://www.extension.purdue.edu/extmedia/cfs/cfs-157-W.pdf>
- Altering Recipes for Good Health Texas A&M University
<http://gillespie.agrilife.org/files/2013/02/Altering-Recipes-for-Good-Heal.pdf>
- Judge's Guide for Foods and Nutrition Exhibits
- MD 3544 "Food Safety of Frosting and Fillings"

FOOD PRESERVATION

Purple/Blue \$2.00 Red \$1.50 White \$1.00

1. Exhibits must have been preserved since the member's previous year's county fair, and not been exhibited at the previous State Fair. Example: For fair date ending September 20, 2021, items canned following that date can be exhibited at this year's State Fair.
2. Recipes and processing methods from the sources below are recommended. Recipes must be from current, tested resources listed below and **MUST BE ADJUSTED FOR ALTITUDE** based on your processing location, or it will be disqualified. Processing methods that will be disqualified include: open kettle-canning, oven canning, sun canning and using electric multi-cookers. For more information on electric multi-cookers, see <http://nchfp.uga.edu/publications/nchfp/factsheets/electric-cookers.html>. Untested recipes will be disqualified for food safety reasons. Tested recipe resources include:
 - K-State Research and Extension Food Preservation Publications
 - Other University Extension Food Preservation publications
 - USDA Complete Guide to Home Canning, @2015
 - So Easy to Preserve, 6th edition, The University of Georgia Cooperative Extension Service
 - Ball® Blue Book Guide to Preserving, Edition 37
 - Ball® Complete Book of Home Preserving, @2015 and @2020
 - Canning mixes (i.e. Mrs. Wage's, Ball®)
 - Pectin manufacturers (i.e. SureJell, Ball®)
 - KSRE Rapid Response Center Preservation Recipes
 - National Center for Home Food Preservation
 - Ball® and Kerr

Refer to following K-State Research and Extension publications for more information:

4H712, Food Safety Recommendations for Food Preservation Exhibits <http://www.ksre.ksu.edu/bookstore/pubs/4H712.pdf>

MF3170 "10 Tips for Safe Home-Canned Food" <http://www.ksre.ksu.edu/bookstore/pubs/MF3170.pdf>

MF3171 "Sassy Safe Salsa at Home" <http://www.ksre.ksu.edu/bookstore/pubs/MF3171.pdf>

MF3172 "What's Your Elevation?" <http://www.ksre.ksu.edu/bookstore/pubs/MF3172.pdf>

MF3241 "How to Guide to Water Bath Canning & Canning" <http://www.bookstore.ksre.ksu.edu/pubs/MF3241.pdf>

MF3242 "How to Guide to Pressure Canning" <http://www.bookstore.ksre.ksu.edu/pubs/MF3242.pdf>

3. Alcohol is not allowed as an ingredient in food preservation entries. Entries with alcohol in the recipe will be disqualified and not be judged.
4. Each member may enter up to four exhibits in this division, but only one entry per class.

5. Each exhibit must have the complete recipe and instructions attached with the entry card, or it will be disqualified. Recipe must include exhibitor name, recipe source, date of publication and altitude and where food was processed. If using Mrs. Wage's or Ball® mixes, indicate the date the mix was purchased.
6. Exhibits must be sealed in clean, clear standard canning jars, with matching brand (ex: use Ball® lids on Ball® jars, or Kerr lids on Kerr jars, etc.) two piece lids. Do not use colored jars. Do not add fancy padded lids, fabric over wraps or cozies as they interfere with the judging process. No fancy packs unless recipe states to do so (ex: Pickled asparagus). Jars must be sealed when entered. For food safety reasons, the size of jars used must not be larger than the jar size stated in the recipe. Note: There are 12-ounce 24-ounce and 28-ounce canning jars available and may be used. Use pint jar process recommendations for 12 ounce jars. Use quart jar process recommendations for 24 ounce jars and 28-ounce jars.
7. Each jar exhibited must be labeled. The label must not cover brand name of jar. The label must give: Class Number, Product, Altitude where processed, Canning Method (water bath, weighted gauge or dial gauge pressure method), Process Time, Pressure (psi), Date processed including month and year, Name, and County/District. Templates to make adhesive labels can be found at: http://www.kansas4-h.org/events-activities/fairs/kansas-state-fair/docs/food-and-nutrition/Foods_Label.pdf
8. If dried food product is not in a canning jar, it will be lowered one ribbon rating. Suggested amount: 1/3 – 1/2 cup, or three or four pieces per exhibit. All meat jerky must be heated to an internal temperature of 160°F before or after drying. This is not the drying temperature! Dried products must include the recipe, preparation steps and heating instructions. Jerky not heated to an internal temperature of 160°F will be disqualified and not be judged. Heating information can be found in "Dry meat Safely at Home" www.ksre.ksu.edu/bookstore/pubs/MF3173.pdf

Class

304. Sweet Spreads (Fruit and/or Vegetables), Syrups; One jar
305. Fruits, Juices, Fruit mixtures (Salsa, Pie Filling, etc.) One jar
306. Low Acid Vegetables (green beans, corn, etc. or vegetable mixtures.); one jar
307. Pickles (Fruit or Vegetable) Fermented Foods and Relishes and Chutney; One jar
308. Tomato/Tomato Products Tomato Juice and Tomato Salsas; One jar
309. Dried Meats; One jar
310. Dried Foods: One Small Jar.

HOME ENVIRONMENT

Purple/Blue \$2.00 Red \$1.50 White \$1.00

1. Exhibitor can make only one entry in each class. Nora – This was taken out. Do we want to take out or leave in?
1. An entry card must be attached to the exhibit with safety pin(s) or tape and string.

3. A summary including plans, explanation of how the item was made or refinished, and how it fits into the color and design of the room. Summary could also include project inspiration, challenges, who helped you, and any other information that could be helpful to the judge. Summary should be in a plastic protective sleeve and attached to exhibit.
4. Projects with missing or insufficient summary will be lowered one ribbon placing.
5. Exhibits should be of high quality (as compared to quick, simple crafts), suitable for use in the home several months throughout the year. Holiday-specific items are discouraged.

Class

334. Single Exhibit – An article (furniture, fixtures, interior or exterior, etc.) made or finished by the 4-H member for the home. Must include attached summary.
335. Design Board – Boards must be on foam core or a standard tri-fold display. Include: color scheme, wall treatment, floor treatment, samples, etc. and/or floor plan for a room. Must include attached summary.
336. Notebook – Notebooks may include floor plans, swatches, colors, stories, photographs, and project records which detail what was accomplished this year with a given indication of long-term plans. Notebooks should also include project inspiration, challenges, who helped you and any other information that could be helpful to the judge. Additional summary is not required for Notebook exhibits.

FIBER ARTS

Fiber Arts will be judged on Thursday, July 13th, at the Lincoln High School. No pre-registration is required. Exhibitors are encouraged to sign up at SignupGenius to allow staff to anticipate expected exhibits.

Purple/Blue \$2.00 Red \$1.50 White \$1.00

1. Fiber Arts will be judged at the Pre-Fair Judging event to be held on July 13, 2023, at the Lincoln High School. There is no pre-fair deadline for this division. Two-Sectional Entry Cards are required at check-in on judging day.
2. Fiber Arts is defined as any method of creating a unique design with fiber, fabric or yarn. This may include making fabric (such as weaving, crochet, knitting, needlepoint); or when existing fabric is changed into something quite different (such as quilting or embroidery or ethnic art). Ethnic Fiber Arts should use a fiber, yarn or fabric to create the design exhibit. Non-textile (examples include wood reed, straw, grass, etc.) Baskets/Pieces should be entered in Visual Arts.
3. **All garments or articles that are pre-judged must be exhibited at the fair in order for the Exhibitor to receive ribbon or prize money.**
4. When articles which are normally worn or used as a pair are exhibited, both articles must be shown together. Fasten articles together securely with yarn.

5. Exhibitors are expected to be enrolled in the Fiber Art project in which they are entered. When the exhibit is a sewn garment/article that also includes one or more Fiber Art techniques (i.e. knitting, crochet, needle arts, or patchwork and quilting), the determination of what division (Clothing or Fiber Arts) and class in which to enter will be left with the participant.
6. All exhibits which need to be hung, MUST have the appropriate sawtooth hanger, rod wire or other mechanism attached in order to be properly displayed. If necessary hardware is not attached, it may not be displayed. A member may make only four entries in any one class.

Class

365. Crochet, an article including felted items
366. Knitting, an article made either by hand or by knitting machine including felted items
367. Needle Arts, an article created by hand using any of the following techniques: a) embroidery & cross-stitch; b) needlepoint; c) candle wicking; d) crewel; e) lacework; and/or f) applique
368. Patchwork or Quilted article - It is an acceptable practice for the exhibitor to create the patchwork or quilted article and have someone else quilt it.
369. Rug Making, a rug - acceptable techniques include braiding, latch hook, tying, floor cloth, etc. The finished product should be an item that would be an item used in the home
370. Spinning, a skein - minimum 10 yards in length
371. Weaving, a woven article
372. Ethnic Arts, an article. This is defined as a Fiber Art technique that is associated with a specific country or culture. It is a practical skill that was developed to provide basic family needs such as apparel, home furnishings or decorations. It is also defined as a method that has been maintained throughout history and passed on to others, often by observation and by example, such as batik, Swedish huck towel weaving, mud cloth, bobbin weaving, tatting, felted items that are not knitted or crocheted, etc. Members should attach information on the history of the ethnic fiber art where it was used, by whom, how it was used, short description of the technique, etc.
373. Macramé, an article
374. Educational Notebook – Share with others what you learned in this project about a particular Fiber Art. Exhibits should be in the form of a notebook or binder. The notebook should include a narrative section describing the fiber art. It should include a clear description of the project, technique, budget, supplies, goals, accomplishments, successes, failures, and future plans. It may include samples of techniques, how-tos, photographs of completed projects, or other ways of educating others about fiber arts. NOTE: a collection of brochures, web pages, patterns, record book forms, etc. does not constitute an educational notebook. Follow copyright laws as explained in the General Rules as you are preparing your exhibit. Name, local unit and fiber art covered must be clearly marked in the notebook.
375. Other article (county fair only).

VISUAL ARTS

Purple/Blue \$2.00 Red \$1.50 White \$1.00

1. Each Exhibitor is limited to 4 entries per class.
2. Choose the correct category. Fiber Arts Project offers classes for quilting, embroidery, counted cross stitch, etc. Architectural Block Construction offers classes for “legos”.
3. Judging will be conference style. Exhibitors need to sign up for judging time.
4. State Fair exhibits will be selected in eligible classes from outstanding exhibits. Judges will select and mark these after completing the judging. Exhibits going to the State Fair will receive purple rosettes.
5. Visual Arts exhibits will be judged at the Kansas State Fair. Rules are: Each county may submit one entry from each of the five categories (Fine Arts, Clay and Ceramics, Leather and Jewelry, Three-Dimensional, and General Crafts). A member may only have one item selected.
6. Articles exhibited must be an original design created by the exhibitor. See copyright guidelines. All visual arts exhibits are evaluated using a visual arts rubric, which takes into account correct use of design elements, craftsmanship, and creativity.
7. For state fair consideration, kits and preformed molds are not considered original and are not acceptable. Combining parts of different patterns (picture, photographs, images from the internet or magazine) with the member’s own ideas can result in an original design, but simply changing the color, pattern, and/or size of a pattern does not make the design original. If you create a replica of what you see somewhere else (i.e. Pinterest), it is not your original design.
8. If a photo, sketch, or other idea source was used, attach and submit it with your entry.
9. No plants or plant materials needing watering can be entered in this project area.
10. All Exhibits which need to be hung MUST have a wire or saw tooth hanger attached (no string or tape) in order to be properly displayed. If the necessary hardware is not attached, it may not be displayed and will impact judging and ribbon places will be lowered.

Class

417. Original General Crafts (Miscellaneous original pieces that do not fit in the other classes)
418. Fine Arts (Oil, chalk, charcoal, dyes, pastels, pencil, ink, acrylic, or watercolor on canvas, canvas board, paper, wood, metal, or textiles, framed as a picture, prepared for hanging. Stretched canvas art on a wooden frame is considered prepared for hanging provided that frame has a hanger.)
419. Clay and Ceramics (Any original item made of clay; may

be fired or unfired, hand formed, or thrown on a wheel. Self-hardening, fire/oven-cured, and/or cornstarch clays are acceptable. Items can include, but are not limited to, clay statues, bowls, etc.)

420. Leather and Jewelry (Any leather stamping, carving, tooling, lacing, or stitching piece or any jewelry piece made from any medium are acceptable exhibits.)
421. Three-Dimensional (The piece must be observable on at least three sides and should be either free-standing or prepared to be hung. Craft and pre-formed or assembled projects are not acceptable.)
422. Other Arts (Visual arts not meeting state fair expectations. County-level only.)

ENTOMOLOGY

Purple/Blue \$2.00 Red \$1.50 White \$1.00

A participant may exhibit in the Entomology Collection, Entomology Notebook, and/or Educational Display categories.

Kansas 4-H Entomology project page has resources for learning and exhibiting.

Collection Classes

1. Entries should be submitted in an 18" x 24" x 3.5" wooden display box with a clear plastic top (such as Plexiglas). Boxes can be handmade or purchased as long as they are of the correct size and do not have a glass top.
2. Exhibitors may choose to use one of two taxonomies:
 - a) As printed in “Insects in Kansas” book
 - b) As printed on the “Insects in Kansas Book: 2016 revised Taxonomy”, which follows www.bugguide.net.
3. Each exhibitor is required to identify each box with two identification labels bearing exhibitor’s name and statement of taxonomy used. One label goes in the upper left corner of the box (inside) and the other on the lower right corner of the box (outside). Arrange specimens in the box so it can be displayed lengthwise.
4. The number of orders, specimens (and families where required) must be included on both of the exhibitor’s box identification labels. Only one adult insect per species can be used in Collection Boxes and Notebook Classes, unless labeled as male or female and correctly identified.
5. Arrangement of specimens: The preferred method is to arrange the insects in groups or rows parallel to the short sides of the box. Specimens are to be arranged by Order in the box, then Family where required.
6. Two labels should be centered on the pin beneath each specimen. First (closest to the specimen) is the common name label and the second label should include date/locality. Full county name, state abbreviation and collector name on the second. Collector’s name on the date/locality label is optional.
7. The specimens should be collected by the exhibitor and should focus on Kansas insects. Insects may be collected from one county into bordering states and labeled accordingly. Please refer to “Entomology Collection

Exhibit Resource” for full details on out-of-state insects in collections.

8. Only Specimens of the class Insecta should be included. *This means specimens from arachnids, such as spiders, millipedes, centipedes, ticks, mites, etc. will not be judged or included in overall specimen count.*
9. Purchased insects are not to be exhibited in collections, but they may be used in educational displays.
10. Specimens of soft bodied insects such as aphids, lice, termites, etc. should be exhibited in alcohol filled vials; however, the use of alcohol filled vials should be limited to only those specimens that lose their shape when pinned, since the vials pose a significant hazard to the rest of the collection if they become loose in transit.
11. Any major violation of rules will result in the exhibit being dropped one ribbon placing. Examples would include, but are not limited to: incorrect display box size, missing paperwork, feet on display boxes, no special project in notebooks, etc.

Monarch Butterfly Educational Display Rules: Monarch Butterflies were officially put on the Endangered Species List on July 21, 2022.

1. Exhibits should teach the public about the Monarch Butterfly and/or ways to protect and conserve it. Information can include nectar sources for adult butterflies and food sources for caterpillars.
2. 4-H Members may create a poster, notebook, standard size tri-fold, diorama, slide show or other visual display that shows information on the Monarch Butterfly.

Class

439. Beginning I Entomology Collection—Display in one standard box a minimum of 50 and a maximum of 125 species representing at least 7 orders. Follow the general guidelines listed for Collections. Members can exhibit in this class a maximum of 3 years or until they receive a purple ribbon at the Kansas State Fair, whichever comes first.
440. Beginning II Entomology Collection—Display in one standard box a minimum of 75 and maximum of 150 species representing at least 9 orders. Follow the general guidelines listed for Collections. Members can exhibit in this class a maximum of 3 years or until they receive a purple ribbon at the Kansas State Fair, whichever comes first.
441. Intermediate Entomology Collection—Display a minimum of 100 and a maximum of 300 species representing at least 10 orders. Two standard boxes can be used. Follow the general guidelines listed for Collections. In addition, family identification is required for all insects in any two of the following six orders (only two will be counted for judging) a) “Insects in Kansas” book - Orthoptera, Hemiptera, Homoptera, Coleoptera, Hymenoptera, and/or Diptera b) “Insects in Kansas Book: 2016 Revised Taxonomy”, which follows www.bugguide.net - Odonata, Orthoptera, Hemiptera, Coleoptera, Hymenoptera, and/or Diptera On a piece

of paper list what you did to improve your collection during the current year. Members can exhibit in this class a maximum of 3 years or until they receive a purple at the Kansas State Fair, whichever comes first.

442. Advanced Entomology Collection—Display a minimum of 150 and a maximum of 450 species representing at least 12 orders. Three standard boxes can be used. Follow the general guidelines listed for Collections. Family identification is required for all insects belonging to the six basic orders as outlined under the Intermediate class. Only families in the above six orders will be counted for judging. Family identification of insects in the remaining orders is optional, but desirable as long as accuracy is maintained. On a piece of paper list what you did to improve your collection during the current year. Examples: what insects did you add or replace; what orders and/or families you added; what Leadership you provided in this project; and/or what insects you have studied. Attach paper to the back of one of the display boxes. Members may continue to exhibit in this class at the Kansas State Fair for an unrestricted number of years as long as they remain eligible for 4-H membership.

Entomology Notebook Classes

1. Individual entries are to be placed for display in a three-ring notebook for competition.
2. Exhibitors may choose to use one of two taxonomies.
 - a) As printed in “Insects in Kansas” book or
 - b) As printed on the “Insects in Kansas Book: 2016 Revised Taxonomy”, which follows www.bugguide.net
3. Exhibitors who have been previously enrolled in or are currently enrolled in the other classes of the Entomology project need to start with the Beginning Class of Entomology Notebooks, not the Introductory class.
4. Each exhibitor is required to identify the notebook by placing a Title Page in the front of the notebook bearing the exhibitor’s name, county or district and class 4-Her is enrolled in and statement of taxonomy used:
 - a) “Insects in Kansas” book or
 - b) “Insects in Kansas Book:2016 Revised Taxonomy” which follows www.bugguide.net The number of orders, specimens and families (required in intermediate and advanced classes) must also be included on the Title Page.
5. Specimen pages should be grouped according to order and should include one page per species. If more than one insect is in the photo, an arrow to indicate identified insect should be used.
6. Date, common name, full county name, state abbreviation and collector name should be included for each species. Collector’s name on the specimen page is optional.

7. Specimen pages should have two different views of the insect if possible. If pictures are taken on different dates/localities, include information for both.
8. A statement describing the habitat where found/host plant may be included and is encouraged and will be worth a bonus 10 points total, not per page. For intermediate and advanced notebooks, this is strongly encouraged.
9. A divider page is to be placed in front of each order of insects with the order name printed on the tab for the page and also on the front of the divider page.
10. For Intermediate and Advanced classes, insects are also to be grouped by family behind each order divider.
11. If the exhibitor has been in the same class for more than one year, a separate sheet of paper needs to be added stating how many years the exhibitor has been in this class of the project and what the exhibitor did this year to improve their notebook. Place the paper just behind the title page in the front of the notebook.
12. A special project must be completed each year and included in the notebook. See project guideline materials for specifications.
13. Refer to the publication "Entomology Collection Notebook Guidelines" on the Kansas 4-H Entomology web page for more detailed rules for exhibiting.

Class

443. Introductory Entomology Notebook — Display a minimum of 10 and a maximum of 30 insect species representing at least six different orders. Follow the general guidelines listed for Notebooks, including the Special Project. A 4-H member must be of minimum age to compete at the Kansas State Fair. A 4-H member may exhibit in this class for a maximum of two years.
444. Beginning Entomology Notebook — Display a minimum of 20 and a maximum of 60 insect species representing at least 7 different orders. Follow the general guidelines listed for all Notebooks, including the Special Project.
445. Intermediate Entomology Notebook — Display a minimum of 60 and a maximum of 100 species representing at least 9 orders. Follow the general guidelines listed for Notebooks, including the Special Project. In addition, family identification is required for all insects in any two of the following six orders: (Only two will be counted for judging)
 - a) "Insects in Kansas" book – Orthoptera, Hemiptera, Homoptera, Coleoptera, Hymenoptera, and/or Diptera b) "Insects in Kansas Book: 2016 Revised Taxonomy" which follows www.bugguide.net - Odonata, Orthoptera, Hemiptera, Coleoptera, Hymenoptera, and/or Diptera
446. Advanced Entomology Notebook Display a minimum of 100 and a maximum of 200 species representing at least 12 orders. Follow the general rules listed for Notebooks, including the Special Project. Follow the general guidelines listed for notebooks. Family identification is required for all insects belonging to the six basic orders

as outlined under the Intermediate Class. Only families in the above six orders will be counted for judging. Family identification of insects in the remaining orders is optional, but desirable as long as accuracy is maintained.

Educational Display Classes

1. Share with others what you learned in this project. Exhibit any activity or learning experience related to the field of entomology or the Teaming with Insects curriculum that does not fit into Entomology Collection or notebook classes above.
2. Follow copyright laws as explained in the General Rules.
3. The exhibit may be, but isn't limited to, original works, digital presentations (must provide printed hardcopy for exhibit purposes for duration of fair), programs, websites, games, apps, display box, notebook, display or poster which you have made.
4. If the exhibit is a poster, it must not be larger than 22" X 28". If the exhibit is a display, maximum size is not to exceed a standard commercial 3' X 4' tri-fold display board.

Class

447. Entomology Educational Exhibit
448. Beginning Monarch Butterfly Educational Display – for participants enrolled in Beginning I or II Entomology
449. Intermediate Monarch Butterfly Educational Display - for participants enrolled in Intermediate Entomology.
450. Advanced Monarch Butterfly Educational Display – for participants enrolled in Advanced Entomology

FORESTRY

Purple/Blue \$2.00 Red \$1.50 White \$1.00

1. Exhibitors can enter one entry per class.
2. Resources for exhibiting are located on the Kansas 4-H Forestry project page:
<https://www.kansas4-h.org/projects/agriculture-and-natural-resources/plant-sciences/forestry.html>.
3. Name, club, age, and year in project should be on front cover or in a prominent location.
4. All leaf exhibits are to be mounted on 8.5" x 11" heavy stock paper and placed in loose leaf binders. (Magnetic or adhesive filler sheets for photographic prints or sheet protectors are recommended.) Twigs and fruit collections may be exhibited in whatever manner you choose. Maximum tri-fold size is 3'x4'.
5. Leaves should be identified with an appropriate label located near the leaf on the same page. These labels should include (1) the proper common name as listed in the 4-H334, "List of Native Kansas Forest Trees" (<https://www.bookstore.ksre.ksu.edu/pubs/4H334.pdf>);

(2) Location (city and/or county) where collected ; (3) Date (day, month, year) collected.

6. Divide specimens into the following two sections: Native Kansas Trees and Non-Native Trees.
7. New Specimens are those specimens collected during the current 4-H year and cannot be a duplicate tree species of previously displayed specimens.
8. Group Specimens according to the years collected (Ex: "old-previous years" & "new").
9. Variations of variety do not count as different species or specimens.
10. When replacing previously displayed samples, due to degradation, improper mounting or incorrect identification, the specimen label must also be updated. Replacements do not count as new specimens. Replacements should be displayed in the "old previous" section of the display.
11. If you retrieve information for your forestry exhibit, you must include a reference citation to the source.
12. Leaf Collections - Exhibit one complete leaf where possible. Where leaf is too large, exhibit as much as possible. Sketch in reduced scale the entire leaf and illustrate where the exhibited portion is from. Note: A "leaflet" is incorrect when displayed as the complete leaf for the tree.
13. All work must show originality. Leaf collections and displays should not closely resemble work done by others in the same club.

Knowing Trees as Individuals (Leaf Collections)

Class

490. Introductory Forestry Collection: *(Choose either A or B)*
 - A. Exhibit a minimum of 10 different leaves from native Kansas trees collected within the year. Exhibit may include non-native leaves in addition to the required number of leaf specimens collected from native Kansas trees.
 - B. Exhibit a minimum of 5 native Kansas trees showing leaf, twig and fruit from each species collected.
491. Beginning Forestry Collection: *(Choose either A or B)*
 - A. Exhibit a minimum of 20 different leaves (including 10 new specimens) from native Kansas trees. Exhibit may include non-native leaves in addition to the required number of leaf specimens collected from native Kansas trees.
 - B. Exhibit a minimum of 10 native Kansas trees showing leaf, twig and fruit from each species collected. This exhibit must include 5 new leaf, twig and fruit specimens.
492. Experienced Forestry Collection: *(Choose either A or B)*
 - A. Exhibit a minimum of 30 different leaves (including 10 new specimens) from native Kansas trees. Exhibit can include non-native leaves in addition to the required number of leaf specimens collected from native Kansas trees.

B. Exhibit a minimum of 15 native Kansas trees showing leaf, twig, and fruit from each species collected. This exhibit must include 5 new leaf, twig and fruit specimens.

493. Advanced Forestry Collection: *(Choose either A or B)*
 - A. Exhibit a minimum of 40 different leaves (including 20 new specimens) from native Kansas trees. Exhibit may include non-native leaves in addition to the required number of leaf specimens collected from native Kansas trees.
 - B. Exhibit a minimum of 20 native Kansas trees showing leaf, twig, and fruit from each species collected. This exhibit must include 10 new leaf, twig and fruit specimens.

How a Tree Grows

Class

494. Notebook: Entry may include a project notebook with 10 or more seeds collected with pictures showing a germination study or a mounting of a thin section of wood cut from the end of a log or top of stump labeled with information such as kind of wood and age of tree when cut or exhibits an illustration of how a tree grows.

Tree Appreciation

Class

495. Notebook: Entry may include a research or reporting project notebook with no more than 10 pages based on the exhibitor's selected tree. Exhibit must be a different species of tree each year. This notebook may include sketches, drawings, pictures, a story, or any other things which will help tell about the tree you have selected.

Growing and Protecting Trees

Class

496. Display/Notebook: Entry requires a display or project notebook telling about project and pictures before, during, and after planting seedlings, a container tree, or a balled and burlapped tree. Maximum tri-fold size is 3'X4'.

Tree Culture

Class

497. Display/Notebook: Entry requires a display or project notebook showing your project work and includes pictures of before, during and after wood lot improvement. Maximum tri-fold size is 3'X4'.

How Forests Serve Us

Class

498. Display: Entry may include collected wood samples (all or partial) and a 2-page essay. Wood sample display to be mounted on poster board or any stiff material no larger than a 3'X 4' tri-fold. Essay should be displayed in a covered binder.

Educational/Creative Exhibit

Class

499. Display: Entry must be directly related to tree identification or Forestry. Type of exhibit is open (notebook, poster, collection box, etc.) given a maximum tri-fold size of 3' x 4'. Care should be taken to use

durable materials that will withstand fair conditions. This is a good class to exhibit an unusual collection.

GEOLOGY AND LAPIDARY

Purple/Blue \$2.00 Red \$1.50 White \$1.00

1. Exhibitor may enter one entry per class.
2. The exhibit box should be 18 x 24 x 3.5 inches. Plexiglas covers are required. Boxes with glass covers WILL NOT be accepted. All specimens are to be arranged across the narrow (18") dimension of the exhibit box, making the exhibit 18 inches across the top and 24 inches deep exactly. If a box has a sliding Plexiglas cover, it must be removable from the top. Screws, locks or other devices that would prevent judges from removing the cover should not be used. For Lapidary classes, the dimensions of the box should be appropriate for the display but not larger than the size listed above.
3. Each exhibitor is required to identify each display box by placing an identification label bearing name and number of specimens in the upper left-hand corner of the Plexiglas cover (inside-use clear double sided tape to adhere gummed labels) and by attaching a label with the same information on the lower right corner of the box (outside).

Geology Classes

1. Geology specimens should be labeled with the number of the specimen, date collected, specimen name or description, and locality (county) where collected.
2. For the geology display classes, specimens should be mounted in the box by proper groups: rocks, minerals, fossils. Fossils must be identified to the Phylum, Class and Genus level. Genus name is to begin with a capital letter. Species name is all lower case. Genus and species names must either be italicized or underlined, not both. The words "phylum, class, genus" on labels are to be spelled out, not abbreviated. More than one specimen of the same kind of rock or mineral or species of a fossil may be exhibited if this duplication represents different geological formations. Specimen label must show this distinction (Fort Hays limestone, not just limestone; exact species must have different formation names listed on the ID card; Phylum: Brachiopoda Class: Articulata Genus: Composita from Morrill Limestone Member, not just Phylum: Brachiopoda Class: Articulata Genus: Composita).
3. For other geology classes all specimens must be collected (not purchased) from locations in Kansas. Out of state specimens will not count in the minimum number for the class, nor will they be considered in the judging.

Class

500. Introductory Geology Display— Display at least 15 rocks, minerals, and fossils collected during the current 4-H year. Exhibitor is limited to one exhibit box.
501. Beginner Geology Display — Display at least 30 different rocks, minerals, or fossils, at least 5 of each.

Fifteen must be collected during the current 4-H year. Exhibitor is limited to one exhibit box.

502. Experienced Geology Display — Display at least 45 rocks, minerals, or fossils, at least 5 of each. **Fifteen** must be collected during the current 4-H year. Exhibit limited to two boxes. Identify the rocks as igneous, metamorphic or sedimentary. These rock types must be spelled out on labels or have a legible key.
503. Advanced Geology Display — Display at least 60 rocks, minerals, or fossils, at least 5 of each. **Fifteen** must be collected during the current 4-H year. Exhibit limited to two boxes. (This class is open to those exhibiting the fifth time or more at the State Fair.) Identify the rocks as igneous, metamorphic or sedimentary. These rock types must be spelled out on labels or have a legible key.
504. Geology Educational Exhibit — Exhibit relating to everyday living; or to a mineral test, a rock formation, geological history, species of a fossil, forms of one mineral, a variation of one kind of rock, archaeological artifacts, or Indian artifacts. Digital formats are accepted. Please make arrangements for the judge to view your exhibit and have a hard copy for display. Exhibit limited to 4 feet of table space. Care should be taken to use durable materials that will withstand fair conditions.
505. Mineralogy — Display a minimum of 15 mineral specimens collected in Kansas, at least 5 of which have been collected during the current 4-H year. The minerals are to be grouped by mineral class (i.e.: Carbonates, Oxides, Silicates) and at least 3 classes must be represented. The member must use one standard display box (see #1). The specimens must be labeled with the number of the specimen, date collected, name of specimen, county where collected and chemical composition (ie: CaCO₃ for calcite) if known.
506. Fossils — Display a minimum of 15 fossil specimens collected by the participant in Kansas, at least 5 of which have been collected during the current 4-H year. The fossils are to be grouped by Phylum and Class, and at least 3 phyla must be represented (Brachiopoda, Chordata, Mollusca, etc.) The member must use one standard display box (See #1). The specimens must be labeled with the number of the specimen; date collected; county where collected; formation, member, or source; phylum, class, and genus or part; and geologic age (Cretaceous, Permian, Pennsylvanian, etc.) See #3 for additional fossil labeling expectations.

Lapidary Classes

1. Lapidary will be judged on the following criteria: Workmanship and Content; Presentation and Showmanship; Accuracy of Information
2. All lapidary specimens should be labeled with the following information: specimen name, place of origin (country, state, or county; county required for Kansas specimens), purchased or self-collected, date lapidary treatment began, and date lapidary treatment completed (treatment completed after the fair is considered a new year specimen).

Class

507. Introductory Lapidary Display — Display at least 5 varieties of polished (tumbled) specimens and 5 varieties of unpolished specimens that have not yet received

lapidary treatment. These do not have to be an example of “before and after”, nor do they have to be self-collected. Locales must be identified.

508. Beginner Lapidary Display — Display before and after example of at least 3 varieties of specimens, at least 2 tumble polished and 2 unpolished of each. Locales must be identified. Lapidary work should be done during the current 4-H year.
509. Experienced Lapidary Display — Display before and after examples of at least 6 varieties of specimens, at least 2 tumble polished and 2 unpolished of each. At least two varieties should be collected from the native site by the 4-Her, at least one of which comes from Kansas. Locales must be identified. Lapidary work on at least three varieties should be done during the current 4-H year.
510. Advanced Lapidary Display — Display before and after examples of at least 9 varieties of specimens, at least 2 tumble polished and 2 unpolished of each. At least three varieties should be collected from the native site by the 4-Her, at least two of which comes from Kansas. Locales must be identified. Lapidary work on at least three varieties should be done during the current 4-H year.
511. Special Lapidary Exhibit — Exhibit at least 6 specimens that have not previously been exhibited, which have received lapidary treatment. Lapidary treatment may consist of polishing, and end, face or flat lapping. Specimens must represent at least 3 different varieties and include at least three cabochons of any size or shape, only one of which may be free-formed. A cabochon is a style of cutting in which the top of the stone forms a domed or curved convex surface. Three of the specimens must be mounted into jewelry findings.

BEE SCIENCE

- | | | |
|--------------------|------------|--------------|
| Purple/Blue \$2.00 | Red \$1.50 | White \$1.00 |
|--------------------|------------|--------------|
- Class
512. Liquid Honey - Light Honey. Exhibited in one-pound honey jars, 2 one-pound honey jars to each entry.
 513. Liquid Honey - Dark Color. Exhibited in one - pound honey jars, 2 one-pound jars to each entry.

PHOTOGRAPHY

Photography will be judged on Monday, July 17th, at the Lincoln High School. No pre-registration is required. Exhibitors are encouraged to sign up at SignupGenius to allow staff to anticipate expected exhibits.

Blue \$2.00	Red \$1.50	White \$1.00
-------------	------------	--------------

1. Black & white and color photos may be exhibited in all classes unless otherwise specified.
2. Each exhibitor may make up to two entries in each class. For State Fair, exhibitors may enter only one item per class.
3. Photos are to be mounted across the narrow (11") dimension of an **11" x 12.5"** sheet of white or cream studio mount. All photos must be no larger than 8" x 10" and no smaller than 7" x 9", after trimming. (Size exception: County-level classes - see class descriptions). Photos must

be mounted with the top edge of the print **1 inch** below the top of the mount. The sides of the print must be equal distance from the two sides of the mount. A permanent mount must be made by using photographic adhesive. Remove white border from the enlargement before mounting. The photo story classes will use the 16" x 20" mat size. Both mat sizes will be available for purchase at the extension office. Your photo will be lowered one ribbon placing if not mounted properly.

4. An entry card must be completed with each photo.
5. No lettering including dates will be permitted on the mount or picture. No underlays or borders are to be used. No contact prints on the front of mount.
6. Photographs exhibited must be the result of the current year's work by the Exhibitor. Photos must be taken by the Exhibitor.
7. Photography exhibits will be judged conference style.
8. The black and white class is for black and white prints only. Monochromatic prints, including sepia prints are considered color photos.
9. Photographs taken with a digital camera having no more adjustments than exposure, color intensity or correction, one click filter effects, red eye removal, cropping, dodging and burning should be entered in the standard color or black & white classes. HDR photos are to be entered in the standard photo class.
10. Appropriate photo subject matter: Photographic subject matter is expected to follow 4-H standards. For a sense of prohibited subject matter, review the Kansas 4-H member Code of Conduct; in general, if it is not allowable at a 4-H event, it is not allowable in a 4-H photograph at the County or State Fair.
11. Photos with live subject(s) on railroad right away or taken from railroad right of way property will be disqualified and not judged.
12. Copyright protections must be observed.
13. It is recommended if you sell a photo in the project sale that you have it framed.

PHOTO MOUNTING

Linda Rosebrook will assist Exhibitors mounting their photographs on July 12th from 1:00-4:00 p.m. at the Lincoln Senior Center. You will have to pay for the mat board. Cost is \$1.25 for mat board and sleeve.

County-level only

Class

530. For color photos taken by a 4-H/FFA member with 3 years or less in the project.
531. For color photos taken by a 4-H/FFA member with 4 - 7 years in the project.
532. For color photos taken by a 4-H/FFA member with 8 or more years in the project.
533. For black and white photos - all levels of experience.
534. Digital Composite Image. Photo must be created from two or more originals taken by the exhibitor. Exhibitor

must include a second 11 x 12-1/2 matte board (Explanation Board) mounted with standard size prints of the original photos, 3 x 5 card(s) explaining what manipulation was done and a standard size print of the final photo. Optional, may include prints of editing steps. Photos showing editing steps may be layered. Please put name and Extension Unit on the front of the second board. Explanation Boards will be displayed along with the finished board. Place both matte boards in the same protective plastic bag.

535. Growth Portfolio: Member must have been enrolled in photography project for three (3) years or more. Exhibit will consist of a maximum of five (5) photos – one from each of the past 5 years of enrollment (if the Members has 5 or more years in the project). Each photo must have been created in a different year and must be labeled with year taken and which year of enrollment it represents. Photos must be 8" x 10" and may be color or black and white. An information sheet must accompany each photo giving brand and model of camera used to create the photo. The settings for focal length, aperture, mode and shutter speed must also be listed. Skill set used to create the photo must be given and explained. Main goal for each year should be listed. Beginning with photo #2, member description of GROWTH in project skill must be included on information sheet. Exhibit will consist of photos arranged in chronological order of enrollment, information sheet on each photo, and all information listed above. A portfolio book will be required.
536. Career Portfolio: Exhibitor must have been enrolled in photography project for five (5) years or more OR member must be age 15-19 and been enrolled in photography for at least two (2) years. Exhibit will consist of ten (10) 8 x 10 photos showing skill development in one of the following photography areas: Portraiture, Special Effects (not done with computer), Landscape, Photo Journalism, Black and White, Nature/Wildlife or Graphic Design (computer skills with photos). Photos may have been created over multiple project years. Photos may be color except if Black and White option is chosen. An information sheet must accompany each photo giving brand and model of camera used to create the photo. The settings for focal length, aperture, mode and shutter speed must also be listed. A one page summary should accompany the portfolio listing the goal for pursuing this area of photography and what skills were learned while doing so. Mentors should be acknowledged. Career exploration can also be described. Exhibit will be presented in a notebook designed for portfolio review with pages for required information listed above and placed in chronological order. Photos must be unmounted.

NOTE: A member may enter only one portfolio each year.

537. My Favorite 4-H Photography Display. This is a non-judged class for photography project members with 10 or more years of experience. This is a mounted display consisting of four favorite photos from the member's photography career in 4-H. All photos and a biography/description with details of why they are regarded as most significant will be mounted on white studio matte board. Photos and biography/description will be displayed at the Lincoln County Fair.

538. For photos from film only with special effects. Would include darkroom manipulation of print and/or in-camera manipulation of the negative.
539. Single photo (3" x 5" or 4" x 6") not enlarged, on mount board.
540. Photo Story: Three to seven (untouched) photos including the following categories; building, person, animal, landscape. To be mounted on the 16" x 20" matt board

WOODWORKING

Purple/Blue \$3.00 Red \$2.00 White \$1.00

1. Read general rules.
2. In Kansas 4-H, this project area is referred to as 4-H Wood Science.
3. No exhibitor may enter more than 5 articles in this division. Each article exhibited must be accompanied by the plan from which the exhibit was constructed. The plan may be a photocopy, the actual pattern, or a scale drawing. It must be complete and accurate to the extent that a duplicated article could be built using the plan as a guide. Please note: a set of step by step instructions is not a plan. The entry card, plans and other paperwork should be enclosed in a zip-top plastic bag with a hole punched through it and tied or secured to the project in some manner. Tape is not usually adequate to accomplish this.
4. The use of materials other than wood should be kept to a minimum.
5. Any project that has glass that is not secured, i.e., glass shelves, glass top of a coffee table, etc., should not be brought to the fair. Glass that is secured in the project, i.e., glass front of a gun case cabinet, etc., is permissible since it cannot be removed from the project.
6. Entry card, plans and all other paperwork should be secured to the project in some manner. Tape is usually not adequate to accomplish this. It is recommended to use a zip top plastic bag with a hole punched through it and using string to tie this to the exhibit.
7. Woodworking will be judged conference style.
8. In judging, consideration will be given to choice of wood, suitability & quality of finish, workmanship, design & usefulness.

Class

550. Woodwork articles for farm or shop use
551. Furniture for household or lawn use
552. Other woodwork articles not included in above class. Example – birdhouses, bird feeders, knife rack, bread board, etc.

CLUB DISPLAYS, EXHIBITS & BOOTHS

Purple/Blue \$10.00 Red \$8.00 White \$6.00

County-level only

1. Booths should positively represent the 4-H Youth Development experience in alignment with Kansas 4-H

and K-State Research and Extension. Visit <https://www.kansas4-h.org/resources/marketing> for resources.

2. Each booth should illustrate or demonstrate a phase of work which is being practiced by club members within the club represented.
3. Creative use of the current year's Fair theme is encouraged.
4. Exhibit material shall have been made or grown by club members this year.
5. Articles belonging to individuals are to bear the name of the club member in an inconspicuous place. Articles or products within the booth can be exhibited also in the individual classes.
6. Basis of Award:

Educational Value 40%

- a. Presents suggestions, striking facts or clinching arguments, simple in form, quickly grasped and ease of accomplishment.
- b. Shows extent which 4-H work involved meets a fundamental need.
- c. Promotes decision and action - gives yields, savings, increased returns or other benefits which adoption of practices represents.

Interest And Originality 20%

- a. Presents original, unusual or striking method of exhibition. Uses life, motion, action, color or light to emphasize the main idea presented.
- b. Holds interest of people until they have read or observed essentials of the materials presented.
- c. Uses familiar illustrative material.
- d. Uses method demonstration or simple contrast.

Appearance 20%

- a. General appearance, artistic, neat and attractive.
- b. Title sign showing subject of exhibit.

Quality Of Display Material 20%

- a. Maps, labels and charts designed to feature effectively the work or practice presented. Consider size of letters and cards in relation to importance of idea.
- b. Quality of products grown or articles made.

5. Booths are approximately six feet square. Booth exhibits removed without permission will not receive premium money. 4-H members are encouraged to take the responsibility of putting up the booths.

Class

560. 4-H Club Booth

BANNER CLASS

Purple/Blue \$10.00 Red \$8.00 White \$6.00

1. Banners should positively represent the 4-H Youth Development experience in alignment with Kansas 4-H and K-State Research and Extension. Visit <https://www.kansas4-h.org/resources/marketing> for resources.

2. Each banner should illustrate a phase of 4-H and FFA work which is being practiced by members in 4-H/FFA or promotes the specific program in general. Creative use of the current year's fair theme is encouraged.
3. Banners are a two dimensional display, depicting one idea.
4. Dimensions are to be no less than 12 or no more than 16 square feet, with no side less than 3 feet.
5. Banners should be made of materials that permit the banner to be folded or rolled without damaging the display. Three dimensional objects **may not** be attached to the banner.
6. A label is to be attached to the front lower left-hand corner of the banner (as you face it) giving the name of the club and county. Names of club/chapter members is optional. Waterproof ink prevents smearing and is recommended for the label. Letters should be 2" in height.
7. Banners must be hung on a rod strong enough to support the banner. On each end of the dowel rod, there must be a chain six inches long. On the other end of the six inch chain attach an "S" hook which will permit the banner to be suspended by the chains on the wire in the Exhibit Building. Banners mounted any other way risk not being displayed due to technical problems.
8. 4-H/FFA exhibitors (individual or group) should avoid using copyrighted materials whenever possible by originating his/her own work. Copyrighted and/or trademarked materials utilized in banners, displays, demonstrations, posters or other activities for endorsement or promotion instead of educational purposes will be disqualified and will not be displayed or receive ribbons or premium.
9. Basis of evaluation

Education Value 40%

- a. Presents suggestion or striking facts that are simple in form and quickly grasped, or
- b. Shows extent to which 4-H/FFA involvement meets a fundamental need, or
- c. Promotes decision and action.

Interest & Originality 20%

- a. Presents original, unusual or striking method of exhibition.
- b. Holds interest of people until they have read or observed essentials of the message.
- c. Defines clearly one central idea.

Appearance 20%

- a. General appearance, artistic, neat and attractive.
- b. Can be viewed and read (if words are used) at distance up to 20 feet.

Quality Of Display Materials 20%

- a. Display must be made of materials that
- b. will permit the banner to be rolled/folded and displayed repeatedly without damaging the banner.
- c. Banner must be minimum of 12 and maximum of 16 square feet, with no side less than 3 feet.
- d. Banners should be hung on a rod as specified above.

4-H CLUB MAY ENTER A BANNER & BOOTH AT THE COUNTY LEVEL IF THEY WISH.

Class

561. Banners – Starting in 2015 banners will no longer be displayed at State Fair.

FOOD DISPLAYS

Purple/Blue \$10.00 Red \$8.00 White \$6.00

1. Food Displays should positively represent the 4-H Youth Development experience in alignment with Kansas 4-H and K-State Research and Extension. Visit <https://www.kansas4-h.org/resources/marketing> for resources.
2. Creative use of the current year's fair theme is encouraged.

County-level only

Judging Scorecard is:

- Interest And Originality** 50%
- a. Original, unusual method of display
 - b. Holds interest of people
 - c. Has one central theme
 - d. Has an educational message

- Appearance** 40%
- a. Neat, artistic and attractive
 - b. Can be read & viewed at a distance
 - c. Names and placings of each 4-Her legible
 - d. Colors coordinate

- Quality Of Display Materials** 10%

Class

562. Each club will make a display using food entries from food project members.

NOTEBOOKS, POSTERS & DISPLAYS

CLUB NOTEBOOKS

Purple/Blue \$2.00 Red \$1.50 White \$1.00

County-level only

Class

565. Secretary's notebook
566. Club reporter's notebook
567. Club treasurer's notebook
568. Health notebook
569. Historian notebook
570. Recreation notebook
571. Miscellaneous club notebooks

INDIVIDUAL NOTEBOOKS, POSTERS & DISPLAYS

Purple/Blue \$2.00 Red \$1.50 White \$1.00

1. This category is open to Exhibitors enrolled in any project that does not have an otherwise listed poster, notebook, display or educational class.
2. You are limited to one entry per class, unless otherwise listed.
3. To allow Exhibitors to explore their interests outside the

bounds of traditional project classes. For example, a rocket that might have crashed and/or is highly damaged and can't be launched again may be made into an educational display or poster that tells a great story with many lessons learned.

4. Exhibits should showcase details about the knowledge learned in the project during the current 4-H year. Exhibits should possess the following qualities (in no particular order): A Central theme; What you want others to learn; Be designed and constructed in a manner befitting the exhibit; Be something you are interested in; Be related to a project currently enrolled in. Value is placed on youth who can demonstrate how their skills have increased while completing the project. Value is placed on uniqueness, creativity, neatness, accuracy of material, knowledge gained, and content.
 5. For State Fair eligibility, refer to the Kansas State Fair Book for your project area to align exhibit with state fair expectations.
 6. Follow copyright laws as explained in general rules. Cite all sources of information in a standard notation. Sources of information must be cited on a publicly visible place on the exhibit (example the front of poster).
 7. The information and items presented should be deemed safe for the public, project area standards (refer to project area or Kansas State Fairbook for information supporting standards), and in alignment with the 4-H Code of Conduct. Anything determined to be unsafe or inappropriate by the judge, superintendent or other staff may be disqualified or lowered a ribbon ranking, with the potential of not being displayed.
 8. Take care to select durable materials to withstand fair conditions.
 9. Exhibits exceeding the size guidelines will be lowered a ribbon placing.
 10. Posters—Flat and no larger than 22"x30". Do not exceed display board borders. Posters must be able to be displayed on a wall
 11. Notebooks—Presented in a 3-ring binder that holds 8 1/2" x 11" size paper
- Displays—Educational displays are not to exceed a standard commercial 3'x 4' tri-fold display board and the table space only directly in front of the display board's bounds.

County-level only

Exhibitors may enter 2 items in classes 587, 589 and 590 provided there is no other Fair class for the item.

Class

578. Citizenship/Civic Engagement
579. Leadership
580. Reading
581. Self-determined (2 entries allowed; 1 per self-determined project)
582. Bucket Calf notebook

- 583. Animal/Livestock Project
- 584. Communications: Public Speaking and Presentations
- 585. Performing Arts
- 586. Family Studies
- 587. Dog care and Training
- 588. Sport fishing
- 589. Veterinary Science
- 590. Explore 4-H
- 584. Other Projects (1 entry allowed for each project area or separate phase of a project)

ENERGY MANAGEMENT:

STEM - ELECTRICAL, ELECTRONICS, RENEWABLE ENERGY AND ALTERNATIVE ENERGY

Purple/Blue \$3.00 Red \$2.00 White \$1.00

Read general rules.

1. No exhibitor may enter more than two articles in each Class; one per class at State Fair.
2. Label each article giving owner's name, address, name of article, and class. A typewritten identification tag placed with masking tape, or tied to the exhibit preferred.
3. Articles may have been used, but if so, should be cleaned before exhibiting.
4. A sheet of operating instructions should be furnished for any exhibit not self-explanatory.
5. Exhibit should be able to be operated. If battery power required, batteries should be furnished.
6. No hand dipped solder may be used on exhibits.

Class

600. **AC Electric Projects.** Electric projects with a 110 or 120 V Alternating current (AC) power source. Some project examples are household wiring demonstrations, small appliances extension cords, trouble lights, indoor or outdoor wiring boards, or shop lights. Projects may be a restoration or original construction. The project must be operational and meet minimum safety standards. AC projects must be 110/120 V, no 240 V exhibits are allowed and must be constructed such that the judges have wiring access to examine the quality and safety of workmanship.
601. **DC Electric Projects.** Electric projects with a battery or direct current power source. This class includes electric kits or original projects. This class also includes demonstration DC powered project. Examples include: wiring two or three way switches, difference between series/parallel lighting circuits or wiring doorbells switches. All DC electric projects must include batteries supplied by Exhibitor. Projects must be constructed such that the judges have access to examine the quality of wiring workmanship.
602. **Electronics Projects.** Electronic projects with a battery or direct current power source. This class includes electronic kits or original projects. Examples include

radios, telephones, toy robots, light meters, security systems, etc. May be constructed using printed circuit board, wire wrap, or breadboard techniques. Include instruction/assembly manual if from a kit. Include plans if an original project. Projects must be constructed such that the judges have access to examine the quality of wiring workmanship.

603. **Alternative Energy Experiment.** Alternative Energy is a form of energy derived from a natural source, such as the sun, geothermal, wind, tides or waves. Display an experiment addressing a problem or question related to power generated from a renewable energy source. Include hypothesis, background research, variables, a control, data findings, conclusions and recommendations for future study. All Exhibits in this class are limited in size to standard, tri-fold, display boards (36"X48") and items may not extend beyond 12" from the back board. All displays must be self-standing.
604. **Educational Displays and Exhibits.** This class includes any educational displays, exhibits or science fair projects which DO NOT have a power source, i.e. exhibits, posters or displays of wire types, conduit types, electrical safety, tool or motor parts identification or electrical terminology, addresses a topic related to power generated from a renewable energy source.

STEM - AG MECHANICS

Purple/Blue \$3.00 Red \$2.00 White \$1.00

1. The STEM—Ag Mechanics project has an emphasis on welding and smithing, allowing youth to explore areas of ag mechanics and metallurgy from repairing or repurposing items to the fabrications of new items
2. No exhibitor shall enter more than one article in each class.
3. For State Fair eligibility, exhibit must be easily manageable by one person.
4. Exhibits must be free standing or sufficiently supported by an exhibitor supplied support system that is moveable and part of the total size of the exhibit. Exhibit display board should have a portable and moveable base and examples should be firmly affixed to the board to ensure all parts of the display stay together. No exhibits may be staked to the ground for display. Top heavy items should be braced or placed in a stand sufficient to prevent it from toppling over. Wheeled exhibits must utilize a breaking mechanism which prevents the exhibit from freely rolling while on display. Exhibitors are responsible for providing sufficient braking or "chocks" for trailer exhibits to ensure that the exhibits do not move once positioned. If using a wheel "chocking" mechanism, the two individual blocks should be connected together as a pair of chocks, so they do not become separated. At least one pair of chocks should be placed on each side of the trailer to prevent movement. For trailer exhibits, the tongue of the trailer should have a locking mechanism (e.g. padlock) to prevent the trailer from being moved by unauthorized individuals while being displayed. A key for the locking mechanism should be left with the superintendent and labeled with the exhibitor's name, county and phone number.

5. Repair projects having adequate original finish need not be repainted. Spot painting is not allowed after arrival to fair.
6. Cutting surfaces, such as blades or knives, are to have a protective covering over them to prevent injury. The covering should be easily removed and reinstalled for judging. Foam “pool noodles” and multiples layers of cardboard are acceptable.
7. Exhibits that include weaponry of any kind are not allowed. Weaponry is defined as any instrument, possession, or creation, physical and/or electrical that is intended to be used to inflict damage and/or harm to individuals, animal life, and/or property.
8. If the exhibit is powered by flammable liquids (gas, propane, kerosene, etc.) the fuel tank and lines should be drained and allowed to dry, to avoid spills and potential fires.
9. Electric powered (battery, corded, solar, or alternative energy) should have a primary shutoff or disconnect switch.
10. If a safety violation is noted by judges, superintendents or other staff the exhibit may be disqualified or lowered a ribbon placing. This may prevent it from being allowed to be on display during fair.
11. Include with each exhibit the following information:
 - a. 4-H STEM Ag Mechanics Exhibit Information Form fully completed and securely attached to the project (except for display boards).
 - b. Bill of materials for the project with associated costs, scrap items used may be listed as having \$0 cost;
 - c. 1 to 5 standard size pages of photos showing work on the exhibit, beginning state to complete (optional);
 - d. If appropriate, schematics or working drawings related to the creation or repair;
 - e. If appropriate, operating instructions.

Class

605. Display Board— 3 foot by 3 foot display board with different pieces of metal attached illustrating different types of welds, each weld being labeled (welding) OR different pieces of forged metal attached (smithing)
606. Welding Ag Repair—Repair of ag equipment with welding
607. Welding Ag Fabrication—Creation of new ag equipment with welding
608. Welding General Repair—Repair of non-ag equipment with welding
609. Welding General Fabrication—Creation of non-ag equipment with welding
610. Welding Artistic Fabrication—Creation of artistic or interpretive pieces with welding
611. Brazing Repair or Fabrication
612. Smithing—A design forged with at least one to four elements

STEM - ARCHITECTURAL BLOCK CONSTRUCTION

Purple/Blue \$2.00 Red \$1.50 White \$1.00

1. The STEM–Architectural Block Construction project has an emphasis on using architectural blocks (“Legos” to construct dioramas allowing youth to explore architectural design in a three dimensional space.)
2. Each exhibitor may enter no more than two exhibits in this division.
3. Total exhibit dimensions may not exceed 2 feet high, by 2 feet wide, by 2 feet deep. Minimum exhibit dimensions must be at least 6 inches wide and deep.
4. Exhibitors should consider the elements of the fair when determining what to construct. It is acceptable to place exhibit in a sturdy see through enclosure for protection from being “scattered to parts unknown” at the fair. The enclosure should be included in the total dimensions of the exhibit.
5. All exhibits should be placed in a sturdy see-through enclosure with a top, bottom and 4 sides. A clear tub turned upside down with the exhibit placed in the lid would be an acceptable closure. All components used in construction should be dust free, clean, free of chips, scuffs, or cracks. Architectural elements should have a consistent look. Gaps or cracks should not be visible between assembled blocks.
6. The primary building component should be interlocking blocks, commonly referred to by the brand name of Lego. Other architectural components can be integrated into dioramas to illustrate architectural aspects that may be difficult to convey with traditional interlocking blocks, for example marbles for small round objects.
7. The use of existing “store bought” sets for major elements of the display is not allowed. Use of figurines from sets is allowed as are using individual bricks to create something different than the set it came from. “Store bought” sets should be considered an arts and crafts entry. The intent of this is to ensure fairness among exhibitors and encourage maximum creativity instead of just following a set of plans.
8. Dioramas should be suitably complex and have multiple elements, for example, a camp site that has a log cabin, a tree fort and a car. All dioramas should have a story which is part of the information pack, that describes what is happening in the diorama. This can be as simply as a nursery rhyme or as complex as needed to explain to someone looking at the exhibit what is happening.
9. Vehicles that are intended to stay in a single place should be affixed to base plates with sticky tack, hot glue or other method. Use of figurines from sets is allowed if it is being used as part of an original diorama.
10. Mechanical enhancements or motion elements that add motion to the diorama are acceptable and encouraged. If used, judges should be able to use them and instructions

should be provided for operation.

11. Artistic designs, for example recreating paintings like the “Mona Lisa” and sculptures like “David” are not permitted as exhibits and one ribbon placing should be deducted. These items should be exhibited in Visual Arts.
12. With each exhibit include the following information:
 - a. 1 to 5 standard pages of photos showing work on the exhibit, beginning state to complete (optional);
 - b. If appropriate operating instructions for mechanical portions of the diorama;
 - c. If appropriate, include all directions from kit/set.

Class

613. Basic Design—Any design. Can be original or kit. Not state fair eligible.
614. Introductory Diorama—Illustrating at least 2 architectural features beyond floors, ceilings and walls
615. Experienced Diorama—Illustrating at least 4 architectural features beyond floors, ceilings, and walls, and includes 2 or more motion elements
616. Advanced Diorama—Illustrating at least 6 architectural features beyond floors, ceilings, and walls and includes 2 or more motion elements

STEM - ASTRONOMY

Purple/Blue \$2.00 Red \$1.50 White \$1.00

1. The 4-H member must be enrolled in the 4-H STEM—Astronomy project to exhibit in this division.
2. Each exhibitor may enter one exhibit per class.
3. Telescopes entered in this division may be built from a kit or by original design. Pre-finished telescopes which require no construction or painting are not acceptable exhibits.
4. Telescopes are limited to no more than three feet in length. They must be placed on a stationary stand that doesn’t allow the telescope to roll and/or fall over. The stand cannot extend past two feet in length or width.
5. Each telescope exhibit must include a “4-H Astronomy Exhibit Information Form,” available at:
www.STEM4KS.com.
6. With the exhibit, include construction plans (or a photocopy) of the telescope. Two photographs showing telescope construction and operation are required. Photographs should be mounted on one side of an 8.5”x11” page. A brief caption should accompany each photograph.
7. The telescope must be properly assembled and painted with a smooth and uniform finish. Decals, if used, should be attached smooth and tight.
8. Telescopes designed by the exhibitor must be original, not a modification of an existing kit.
9. If a safety violation is noted by the judges, superintendent,

or other staff the exhibit may be disqualified or lowered in ribbon ranking.

Class

617. Telescope made from kit
618. Telescope made from original design
619. Other Astronomy Exhibit (Not State Fair Eligible)

STEM - COMPUTERS

Purple/Blue \$2.00 Red \$1.50 White \$1.00

1. The 4-H STEM—Computer project teaches concepts related to computers, hardware knowledge, software programming and applications, internet safety, the building, maintenance and repair of computers and future career opportunities. Please note that the actual construction of computer hardware (i.e. building a computer, electronic devices with a motherboard based manipulation) is in the Energy Management division.
2. Each exhibitor may enter one exhibit per class.
3. The exhibitor must provide all equipment needed for the judge to view and evaluate their exhibit.
4. Regardless of exhibitor age, computer systems exhibits in this division must refer to the Kansas State Fair book “4-H STEM—COMPUTERS” section for exhibit paperwork and entry expectations.
5. 4-H STEM—Computer resources are available at www.STEM4KS.com.
6. Judging is based on 4-H Engineers Journal (what I learned to make it work; 50% of overall score), Instructions (how I help others make it work); Functionality (how does it work); Diagrams/Code (how I think it works)
7. If a safety violation is noted by the judge, superintendent, or other staff, the exhibitor’s exhibit, at the judges’ discretion, will receive a participation ribbon.

Class

620. Computer program, application, app, script, or coded system that is new and unique (not merely a file run in a program, such as a ‘word document’ or a picture drawn in ‘Microsoft Paint.’);
621. Computer presentation (power point, web page/site, animated graphics, etc.);
622. Single computer system (web server, database server, etc.);
623. Networked system consisting of two or more computers;
624. Chip system- a small (8”X8”X8”) programmed physical device that accomplishes a specific task;
625. Other Computer Systems Exhibit (not State Fair Eligible).

STEM - ROBOTICS

Purple/Blue \$2.00 Red \$1.50 White \$1.00

1. 4-H members must be currently enrolled in the 4-H STEM—Robotics project to exhibit in this division.

2. Each exhibitor may enter one robot per class.
3. The exhibitor must provide all equipment needed to allow the judge to evaluate the exhibit.
4. Each robot must be free-standing, without the need for additional supports in order to be moved or exhibited. Each exhibit must include a robot, information packets are not a sufficient exhibit.
5. Robots must have automated articulated structures (arms, wheels, grippers, etc.). Game consoles that display on a screen are not considered robots and should either be entered in computer systems division or energy management project. Robots requiring no assembly, just programming, such as Ozobots, are considered computer systems projects as the skill is focused on the programming not on the construction of the robot.
6. Robot dimensions should not exceed 2 feet high, by 2 feet wide, by 2 feet deep. Weight may not exceed 15 pounds. If displayed in a case (not required) the outside case dimensions should not dramatically exceed the size of the robot it is protecting.
7. Materials including but not limited to obstacles, spare batteries, and mats for testing the robot may be placed in a separate container, which are not included in the robots dimensions. All large objects or materials should be labeled with the Exhibitor's name.
8. All electric components of the robot must be adequately covered or concealed with a protective enclosure. Paper is NOT considered an adequate enclosure or covering for electrical components.
9. Robots may be powered by an electrical, battery, water, air or solar source only. Junk drawer robots may be powered by a non-traditional power source. Robots powered by fossil fuels/flammable liquids will be disqualified.
10. Robots that include weaponry of any kind will be disqualified. Weaponry is defined as any instrument, possession or creation, physical and/or electrical that could be used to inflict damage and/or harm to individuals, animal life, and/or property.
11. Remote controlled robots are allowed under certain conditions provided that the robot is not drivable. Robotic arms (hydraulic or electric) are allowed. A remote is allowed provided more than a single action happens when a single button is pressed on the remote, for example "a motor spins for 3 seconds, at which point an actuator is triggered, then the motor spins for 3 more seconds." Remote controlled cars, boats, planes and/or action figures, etc. are not allowed.
12. Each robot must be in operable working condition. The judges will operate each robot to evaluate its workmanship and its ability to complete the required tasks for this current 4-H year. In the event the robot uses a phone, tablet, or similar device for programming AND control of the robot a video will be used to evaluate the working condition of

the robot.

13. Each exhibitor is required to complete the "4-H STEM—Robotics Exhibit Information Form" which is available through www.STEM4KS.com.
14. The exhibit must include written instructions for operation (the instructions should be written as if they were to tell a grandparent or elderly person how to operate the robot), construction plans, and one to three pages of project photographs. In addition a 5 minute video presentation placed on a CD, DVD, USB drive, or similar removable storage device, if applicable. For robots that can be programmed, robot programming information must be included. The exhibitor may enter their electronic project listed under the energy management project if the exhibitor so chooses. No exhibitor will be allowed to set up their robot in person.
15. If the exhibitor cannot provide the device needed for programming AND operation due to fair conditions or other reasons, record a video the judge can view demonstrating the instructions included for your robot. It should show, setting up the robot, starting the robot, the robot executing its task, and powering off the robot, just like the instructions are written.
16. Creativity, workmanship, and functionality will be strong criteria in judging the "Robot Designed by Exhibitor" classes. All robots should have a purpose or intended function, examples include, but are not limited to: following a line, sweeping the floor, solving a rubix cube, sorting colors, or climbing stairs.
17. After the robots are judged, participants may take them home ONLY IF they leave a picture of the exhibit and their ribbon for display.
18. If a safety violation is noted by the judges, superintendents, or other staff, the exhibitor's exhibit, at the judges' discretion, will receive a lower ribbon ranking.

Class

626. Robot made from a commercial (purchased) kit. (No programming, just assembly.)
627. Robot designed by exhibitor. The robot must not be a mere modification of an existing robot kit or plan.
628. Programmable robot made from a commercial (purchased) kit.
629. Robot designed and constructed by exhibitor or from a commercial kit, that is operated by a remote-controlled device.
630. Junk Drawer Robotics
631. Other Robotics Exhibit (Not State Fair Eligible)
632. Team Robotics Project— Robot designed and constructed by two or more 4-H project members. The robot must not be a mere modification of an existing robot kit or plan. The robot may be a programmable type that is made from a commercial (purchased) kit. This class is designed to encourage teamwork and cooperation among fellow 4-H members. As with many high-tech projects today, no one person designs and builds a robot alone. It takes the brainstorming, planning, problem solving, and cooperation of an entire team to complete a given robotics

project. Award earned will be split equally among team members.

STEM - SMALL ENGINE

Purple/Blue \$2.00 Red \$1.50 White \$1.00

1. The Kansas 4-H Project is Energy Management – Small Engines.
2. All exhibits should involve engines smaller than 20 horsepower. Engine should contain no fuel in tank or carburetor.
3. Displays are limited to 4' wide and 4' deep – both upright and floor displays.

Class

636. Display Exhibit — Selecting one of the following options
 - 1) a display identifying different engine or lawn and garden equipment parts or a display showing the function of the various engine or lawn and garden equipment parts;
 - 2) a display identifying and explaining the function(s) of different special tools needed for small engine work;
 - 3) a display illustrating and providing the results of any one of experiments that are included in project books. No complete engines, lawn tractors, tillers, chainsaws are permitted for display. Maximum tri-fold is 3'x4'.
637. Maintenance — Exhibit a display that illustrates either:
 - 1) routine maintenance procedures; or
 - 2) diagnosing and troubleshooting specific problems in an engine. No complete engines, lawn tractors, tillers, chainsaws, etc. are permitted for display, using a maximum tri-fold size of 3'x4'
638. Operation — Exhibit an operable small engine (no more than 20HP) overhauled or rebuilt by the member. Include maintenance schedule for the engine and a brief description of steps taken by the member overhauling or rebuilding the engine. Maximum tri-fold size is 3'x4'. Engine should contain no fuel in tank or carburetor.

STEM - ROCKETRY

Purple/Blue \$2.00 Red \$1.50 White \$1.00

1. The 4-H STEM- Rocketry project is designed to allow 4-H members to explore aerospace through rockets of various sizes. Kansas 4-H has adopted the National Association of Rocketry's rules, regulations, and safety guidelines.
2. **Regardless of exhibitor age, refer to the Kansas State Fair book for this project to find rocketry categories, definitions and exhibition rules. Unless otherwise stated, the state fair rules will be followed in this division.**
3. Paperwork needed for any rocketry exhibit at the county fair includes:
 - a) The 4-H STEM—Rocketry Information Form from www.STEM4KS.com;
 - b) Instruction on how to construct the rocket;
 - c) Up to 5 pages of pictures from both construction and launch;
 - d) Documentation of any flight damage that occurred;

- e) Any modifications made to the rocket;
- f) An additional page for altitude calculations if the space on the form is not enough; and
- g) For original “scratch built” rockets, 5 additional pages of photos can be included. Include documentation of how the rocket was tested for stability.

4. 4-H STEM—Rocketry resources can be found at www.STEM4KS.com. All Construction Rules listed at the site are to be strictly followed. Use the most recent dated form, older forms are not acceptable.
5. If a safety violation is noted by the judges, superintendent, or other staff, the exhibits may be disqualified or lowered in ribbon ranking.

Class

639. Rocket made from kit. Include plans. (State Fair Eligible)
640. Scale Model Rocket made from kit. Include plans. (State Fair Eligible)
641. Rocket designed by exhibitor: not merely a modification of an existing kit. Include original plans. (State Fair Eligible)
642. Rocket designed by exhibitor: that uses alternative skins; not merely a modification of an existing kit. Include original plans. (State Fair Eligible)
643. Scale Model Rocket designed by exhibitor: not merely a modification of an existing kit. Include original plans and stability testing. (State Fair Eligible)
644. Rocket designed by 2 or more exhibitors: not merely a modification of an existing kit. Include original plans. (This class is designed to encourage teamwork among individuals and clubs to work on a rocket from the initial design to the finished product.) Award earned will be split equally among team members. (State Fair Eligible)
645. Mid-power rocket made from kit or original design. (State Fair Eligible)
646. High power rocket made from kit or original design. (State Fair Eligible)
647. Beginner Rocket— For first or second year project members only. A beginner kit is allowed. Include plans. (Not State Fair Eligible)

STEM - UNMANNED AERIAL SYSTEMS (UAS)

Purple/Blue \$2.00 Red \$1.50 White \$1.00

Purpose: The 4-H STEM—Unmanned Aerial Systems or UAS project explores the world from above the trees and discovers new frontiers with UASs. UASs are commonly known as Unmanned Aerial Vehicles (UAVs) or drones. Members explore the uses and applications of unmanned aerial systems including how UASs link to other projects such as geology, robotics, electronics, crop science and many more.

1. The 4-H members must be currently enrolled in the appropriate 4-H STEM project to exhibit in this division.
2. Each exhibitor may enter one exhibit per class.
3. The information that accompanies the UAS must be limited to the 4-H STEM Exhibit Information Form which is affixed to a 10"x13" envelope. This envelope should NOT be attached to a UAS. This may be downloaded from www.STEM4KS.com. Any UAS exhibit not including this completed envelope will receive an automatic participation

ribbon.

4. Each exhibit MUST include a video of the youth operating their UAS. This allows judges to get a better understanding of the exhibit and allows the youth the opportunity to fully demonstrate their exhibit. The video should be no longer than 8 minutes and should be placed on the DC, DVD, USB drive or similar. Internet is not available to access the video. The exhibitor needs to provide a computer to view the video.
5. Unmanned Aerial Systems that include or depict weaponry of any kind will be disqualified.
6. If modifications are made to the exhibit a page should be attached noting those modifications.
7. If a safety violation is noted by the judges, superintendent, or other staff, the exhibitor's exhibit may be disqualified or receive a lower ribbon ranking.

Class

648. Unmanned Aerial System designed and constructed by exhibitor that is operated by a remote controlled device — The UAS must not be a mere modification of an existing kit or plan. You may not exhibit a UAS that is purchased off the shelf in this class.
649. Practical application of an Unmanned Aerial System constructed from a commercial (purchased) kit.—This includes the UAS, plus one or more of the following: video, notebook, poster, display board, etc. This class is separate from educational exhibits. A tangible use would be mapping Russian olive trees, eroded soils, and bindweed in fields, etc. There are also many other non-agricultural UAS uses that would be appropriate for this class.

STEM - EDUCATION EXHIBITS

(Posters, Notebooks and Display Boards)

Purple/Blue \$2.00 Red \$1.50 White \$1.00

This division is to allow Exhibitors to explore STEM outside the bounds of traditional projects for rockets, robotics, astronomy, computers and unmanned aerial system. All posters, notebooks and display boards are listed in this section.

1. The General Exhibit rules for ALL categories apply.
2. Exhibits are to have a clear link to the STEM areas.
3. Exhibits in posters, notebooks and display boards must contain substantial supporting educational materials.
4. Educational exhibits should be creative and showcase details about the knowledge learned in the project during the current 4-H year. For example, a rocket that may have crashed and/or is highly damaged may be made into an education display or poster that tells a story of the many lessons learned.
5. Follow copyright laws, citing all sources of information.
6. Displays are not to exceed a standard 3'x4' tri-fold display board and may not be thicker than 2".
7. Construction Kits that are part of an educational display must be contained in a case that may not be larger than 1'x2'.
8. Educational Project notebooks must be organized in a 3-ring binder.

9. Exhibitor's name should be on all education materials.

Class

650 STEM Educational Exhibit

WILDLIFE

Purple/Blue \$2.00 Red \$1.50 White \$1.00

An exhibitor may make one entry in each class.

Educational/creative exhibit - open to notebooks, posters, picture story, display board. Maximum exhibit size to go on to State Fair is 2' x 3'; maximum poster size is 22" x 28".

Notebooks may be a journal showing habitat development, bird watching tips, information on endangered species or other in-depth study.

Sportfishing displays could be on different flies exhibitor has or different fish found in the county.

Taxidermy/Tanning exhibits should include an attachment that shows the work in progress through photos with captions, or a detailed journaling of the process.

Mark display with name, age, and year in project.

Exhibitors must comply with State and Federal laws. It is illegal to possess threatened or endangered wildlife, or the feathers, nests or eggs of nongame birds. Game birds and game animals taken legally during an open season may be used. The use of live wild animals in educational exhibits is prohibited.

Class

701. Notebook - contents pertain to some phase, results, story, or information about the wildlife project.
702. Promotional Poster - must be related to something learned in the Wildlife project.
703. Educational Display - must be directly related to the wildlife project.

SHOOTING SPORTS

Purple/Blue \$2.00 Red \$1.50 White \$1.00

1. A member may make only one entry in this division.
2. Exhibits in this division are open to educational displays or promotional posters. Follow copyright laws as explained in the General Rules as you are preparing your exhibit. Take care to select durable materials to withstand Fair conditions. 4-H entries will prominently incorporate the 4-H Clover and KSRE branding and should include the Kansas 4-H Shooting Sports emblem. FFA entries will display appropriate FFA logos and emblems. Failure to do so will penalize entry one ribbon color.
3. **Educational Display:** must be the standard tri-fold board only. Must not exceed standard tri-fold 3' x 4'; no additional table space available for brochures or display items; content not to exceed display board borders. Failure to follow size limitations will penalize entry one ribbon color.

4. **Promotional Posters:** must be flat and no larger than 22"x30"; content not to exceed display board borders; Failure to follow size limitations will penalize entry one ribbon color. Posters will be displayed on wall.
 5. **Notebooks:** no larger than 8½ x 11
 6. **EXHIBITORS MUST COMPLY WITH STATE AND FEDERAL LAWS.** No "live" ammunition containing propellant or explosive powders may be used in any display! An inert substitution must be used in lieu of powder and "live" ammunition, clearly described on the back of the poster, display or in a notebook. Please remember that neither the Lincoln County Fair nor Post Rock Extension District are liable for the loss or damage of any personal property included as part of your poster, display or notebook.
 7. Name, county or district, age and year in project should be on the front of the poster, display or notebook.
 8. Exhibits will not be accepted if they are related to reloads.
 9. Educational Displays are judged on the following points:

Stopping Power	15
Interest, Holding Power	15
4-H Project application	15
Mechanical Power.....	05
Personal Growth	25
Educational Value	25
Total	100
 10. Posters will be judged on the following points:

Stopping Power	30
Interest, Holding Power	30
4-H Project application	25
Mechanical Power	15
TOTAL	100
- Class
750. Educational Display - Must be directly related to the 4-H Shooting Sports Project (3' x 4' standard tri-fold).
 751. Promotional Poster - Must promote 4-H Shooting Sports (maximum size 8½ x 11").
 752. Notebook – Contents pertain to some phase, results, story or information about 4-H Shooting Sports.

Educational/creative exhibit - open to notebooks, posters, picture story, display board. Maximum exhibit is 2' x 3'; maximum poster size is 22" x 28". Notebooks may be a journal showing project growth or project-related in-depth study. Mark display with name, age, and year in project.

County-level only

- | | |
|-------|--------------------|
| Class | |
| 800. | Bicycle |
| 801. | Health/Fitness |
| 802. | Outdoor Adventures |
| 803. | Recreation |

FFA DEPARTMENT

Superintendent: FFA ADVISORY

GENERAL REGULATIONS

1. All entries must have been constructed or repaired by a FFA member.
2. A single exhibit cannot be entered in a joint 4-H/FFA division AND this department. Exhibitor must choose one or the other.
3. Exhibitor must be a member of a Lincoln County FFA program.
4. Classification of exhibits is based on value of the project.
5. The plans and either a bill of materials or shop bill are required.
6. The final decision for the classification rests with the Fair Officials.
7. All projects must be displayed in a safe manner.
8. Judging will be consultation style with the exhibitor.
9. A champion project may be selected from each class. An over-all Grand Champion & Reserve Grand Champion will be selected. Ribbons will be awarded.
10. All entries qualify for the auction. Item will be sold to the highest bidder and FFA members will relinquish the item at that time.

HEALTH & WELLNESS

- Class 1 – Micro Projects (\$149 & under)
- Class 2 – Small Projects (\$150 - \$999)
- Class 3 – Intermediate Projects (\$1,000 - \$1,999)
- Class 4 – Large Projects (\$2,000 - \$2,999)
- Class 5 – Extra Large (\$3,000 or more)
- Class 6 – Repair Projects

SYLVAN GROVE FAIR AND AGRICULTURAL ASSOCIATION
Sylvan Grove, Kansas
BY-LAWS

NAME – The name of this association shall be the Sylvan Grove Fair and Agricultural Association and will be referred to as the Association. The mailing address is PO Box 85, Sylvan Grove, KS 67481 until otherwise designated by the Fair Board.

PURPOSE – The Association is organized exclusively for charitable and educational purposes under section 501(c)(3) of the Internal Tax Revenue Code, or corresponding section of any future or federal tax code.

The purpose of the Association is to promote the agricultural, youth and cultural programs of the traditional County Fair through education, fellowship and participation. The Fair Board shall provide for premiums and awards for achievements in exhibits and promote education and entertainment in the annual county fair.

MEMBERSHIP – Any resident of Lincoln County, or any surrounding county, may be a member by actively participating in the purposes of the Association by attending Fair Board meetings and helping to maintain or promote the county fair. Voting members must be of legal voting age. Voting membership shall be established by attendance at 3 out of 4 consecutive regular meetings or by replacement of a former voting member from a participating organization. Any club, group or organization with interest in the county fair shall be allowed, at the discretion of the directors, to have a representative at the monthly meeting.

BOARD OF DIRECTORS – The Board of Directors shall be comprised of the five duly elected officers plus two or more persons elected at the same election meeting and shall be known as the Fair Board. The Board of Directors will be the managing body responsible for the business and affairs of the association. Terms for directors will be annual and consecutive terms are permitted and not limited. The membership or Board of Directors may elect a new board member to replace a board member, who resigns or leaves the area, at a regular or special called meeting. An officer or board member may be removed from office by a two-thirds vote at any regular meeting provided the request for removal was presented and included in the minutes of the previous meeting.

OFFICERS – President: The president shall preside at all meetings of the Association, call special meetings when circumstances require, and otherwise perform the duties of the chief executive officer of the Association. Vice President: The vice president shall assist the president in his/her duties, and in the absence of the president, perform duties of the president. Secretary: The secretary shall keep the minutes of all meeting and shall keep an attendance record for all meetings. Treasurer: The treasurer shall have charge of the funds of the Association, shall make reports of receipts and expenditures at each meeting, shall pay all proper bills and expenses of the Association, and otherwise perform the duties of the financial officer of the Association. Reporter: The Reporter shall provide meeting recaps and articles to the local media of fair board meetings and events. The Fair Board will be a non-profit and the officers shall serve without compensation and no dues will be charged. The Fair Board may, at its discretion, require an independent audit of the financial affairs of the Association.

DUTIES OF THE FAIR BOARD OF DIRECTORS – The Board of Directors shall have general supervision of the business of the Lincoln County – Sylvan Grove Fair. The Fair Board shall provide for the authority of persons that have special charge of management of different functions of the Fair Board. The Fair Board shall have the power to supervise the grounds and property assigned to the Association. The Fair Board shall make arrangements for the Fair programs, exhibitions, and the operations of the county fair. The Fair Board has the right to determine the correct application of any rules published and further to amend or add any special rule for the conduct of the Fair that they may deem necessary and expedient.

MEETINGS – Monthly meetings are regularly held on the third Wednesday of each month unless agreed otherwise at the previous meeting. Meetings also may be called by the President or a quorum of the Fair Board at other times by notification in person, by telephone, mail or e-mail. The annual meeting will be deemed the regular scheduled meeting that includes the election of officers.

QUORUM – A quorum shall be not less than five directors in attendance at a regular or called meeting.

DISSOLUTION - Upon dissolution of the organization the Association will pay or make provision for payment of all liabilities incurred by the organization. Remaining assets shall be given to a non-profit organization that provided services in one of the following areas: charitable, educational, or religious. Prior to receipt of the remaining assets, the board must ensure that the organization selected, qualifies as an exempt organization under Section 501 (c)(3) of the internal Revenue Code of 1954 or corresponding provision of any future United States Internal Revenue Service law.

AMENDMENTS – These By-Laws may be altered, amended, or repealed by a two-thirds vote at any regular meeting provided the proposed change was presented in writing at the previous meeting.

These By-Laws shall supersede and replace any previous By-Laws of the Sylvan Grove Fair and Agricultural Association formerly known as the Lincoln County – Sylvan Grove Fair Association.

Adopted this 16th day of February 2011.

Amended this 20th day of June 2018.

Amended this 16th day of March 2016.

Amended this 17th day of February 2021

Amended this 16th day of May 2018.

President

Secretary

2023 4-H/FFA Fair Awards & Donors

Champion Bucket Calf – Award sponsored by Dale & Debbie Rosebrook and 4-H Boosters
Champion 2nd Year Bucket Calf – Award sponsored by Mitch, Kimberly and Daxton Meyer and 4-H Boosters
Champion Market Lamb – Award sponsored by 4-H Boosters
Reserve Champion Market Lamb – Award sponsored by Kilby Meyer
Champion Market Hog – Award sponsored by Heath Erbert Memorial
Reserve Champion Market Hog – Award sponsored by Tom and Lisa Carney and 4-H Boosters
Champion Market Goat – Award sponsored by Steve Simmons and 4-H Boosters
Reserve Champion Market Goat – Award sponsored by Toby and Heather Meyer
Champion Market Beef – Award sponsored by Lincoln County Cattleman
Reserve Champion Market Beef – Award sponsored by Kent Rahmeier and 4-H Boosters
Supreme Breeding Heifer – Award sponsored by Kale and Erica Schmid and 4-H Boosters
Reserve Champion Breeding Heifer – Award sponsored by Kylie Rahmeier and 4-H Boosters
Beef Carcass Show 1st, 2nd & 3rd Place Awards sponsored by Lincoln County Cattlemen Association & Ellsworth Packing
Rate of Gain – Beef, Swine, Goat and Sheep – Awards sponsored by Sylvan Sales Commission
Beef Bellringer - Award sponsored by Kent Rahmeier and Wayne Elder
Beef Herdsmanship – Traveling Trophy in memory of Emerson Good with Award sponsored by 4-H Boosters
Swine Herdsmanship – Traveling Trophy in memory of Mr. & Mrs. Dwight Sperry with Award sponsored by 4-H Boosters
Sheep Herdsmanship – Traveling Trophy in memory of Floyd & Nellie Lemmons with Award sponsored by 4-H Boosters
Goat Herdsmanship – Award sponsored by Steve Simmons
Poultry Herdsmanship – Award sponsored by Twin Creek Farm
Rabbit Herdsmanship – Award sponsored by Twin Creek Farm
Champion Beef, Dairy, Sheep, Swine, Goat & Horse Showman – Award sponsored by 4-H Boosters
Reserve Champion Beef, Dairy, Sheep, Swine, Goat & Horse Showman – Award sponsored by 4-H Boosters
Champion Round Robin – Traveling Trophy and award sponsored by Toby & Heather Meyer
Reserve Champion Round Robin – Award sponsored by 181 Ag – Ryan Wolting
Champion Jr. Horsemanship – Award sponsored by 6M Livestock
Champion Sr. Horsemanship – Award Sponsored by 6M Livestock
Overall High Point Horse & Rider – Trophy sponsored by SKC Livestock
Champion Club Booth – Traveling Plaque
Champion Sr. Girls Buymanship – Traveling Trophy & Gift Certificate sponsored by 4-H Boosters
Champion Sr. Boys Buymanship – Traveling Trophy & Gift Certificate sponsored by 4-H Boosters
Champion Intermediate Girls Buymanship – Award sponsored by 4-H Boosters
Champion Intermediate Boys Buymanship - Award sponsored by 4-H Boosters
Champion Junior Girls Buymanship – Award sponsored by 4-H Boosters
Champion Junior Boys Buymanship – Award sponsored by 4-H Boosters
Champion Sr. Construction Fashion Revue - Traveling Trophy & Gift Certificate sponsored by 4-H Boosters
Champion Intermediate Construction Fashion Revue – Award sponsored by 4-H Boosters
Champion Junior Construction Fashion Revue – Award sponsored by 4-H Boosters
Champion Junior Construction – Award sponsored by 4-H Boosters
Champion Intermediate Construction – Award sponsored by 4-H Boosters
Champion Senior Construction - Award sponsored by 4-H Boosters
Champion Junior Foods – Award sponsored by 4-H Boosters along with \$10 cash prize in Memory of Delores Panzer
Champion Intermediate Foods – Award sponsored by 4-H Boosters along with \$15 cash prize in Memory of Delores Panzer
Champion Senior Foods - Awards sponsored by 4-H Boosters along with \$25 cash prize in Memory of Delores Panzer
Livestock Judging Contest – Awards sponsored by Lincoln County Cattlemen Association

2023 Open Class Awards & Donors

Food Preservation - Best in Show in Memory of Cora Rahmeier



King Arthur Baking Pie Contest – Senior first prize: \$75 gift card; Second place: \$50 gift card; Third place: \$25 gift card
King Arthur Baking Cookie Contest – Junior first prize: \$40 gift card; Second place: \$25 gift card; Third place: King Arthur Tote Bag

2022 Project Sales Buyers

181 Ag Supply
Bank of Tescott
Ben Kratky
Bennington State Bank
Carrico
Citizen State Bank
Comfort Inn Hays
Crop Service
Dale & Deb Rosebrook
Dan & Linda Rosebrook
Doug Schmit
Ed Dohl
Ellsworth Animal Hospital
Ellsworth Packing
Emily Carney
Frederking Seed
Gary Sorensen
Gene Meitler
Golden Harvest
Heather Meyer
Heimerman Harvesting
J & R Feeds
Jason Seehafer
Jodi Chase
John Sorensen

Kasper Cattle
Kathleen Dillon
Kent Rahmeier
Kris Cheney
Levi Brozek
Lincoln County Cattleman
Lorelei Dohl
Mandy Burger
Marilyn Bell
Marj Aufdemberge
Mary Dohl
McGrath Publishing
Meitler Cattle
Midway Coop
Mike Kratky
Morgan Dobrinski
Nelson Ag Service
Patterson Health Mart
Pioneer Seed
Ran Dan INC
Ron & Jodi Nelson
Ron Frederking Enterprises
Rosebrook Custom Ag
Rosebrook Farms
Russell Livestock

Solomon Valley Vet
Steve Schneider
Sunflower Vet Service
Suther Feeds
Sylvan Sales Commission
Teresa's
Tim Hiitter
Ty Feldkamp
United Ag
Vonada Farms
Walker Products
Wilson Communication
Wilson State Bank
Wolf Creek Angus



Please Return Reservation Form & Fees by July 1st to:
Sylvan Grove Fair & Agriculture Assoc., PO Box 85, Sylvan Grove, KS 67481
Tom Carney (785) 694-3379

Business or Organization Name: _____

Contact Person: _____

Address: _____ City: _____

State: _____ Zip: _____ Phone: _____ Email: _____

Type of Booth? _____ Do you need access to electricity? (Circle) Yes No

What is the Minimum for electrical needs? _____

Tables will not be provided.

Space Inside Round Building 8' x 8' (\$25) \$ _____

Outside Display Space (Limited Electricity available) (\$25) \$ _____

TOTAL AMOUNT DUE & ENCLOSED \$ _____

ARCHERY SHOOT

SATURDAY, JULY 22nd

**LINCOLN COUNTY FAIRGROUNDS
SYLVAN GROVE BASEBALL FIELD**

**COMPETITION WILL INCLUDE 3-D ANIMAL TARGETS AS WELL AS
SEVERAL FETA AND BLOCK TARGETS. LONGBOW, RECURVE, AND
COMPOUND BOWS ALLOWED – **NO CROSSBOWS.****

YOUTH DIVISION - ENTRY FEE \$5

OPEN CLASS – TWO AGE GROUPS:

13 AND UNDER & 14 TO 18

REGISTRATION: 8:00 TO 9:00 A.M.

SHOOT BEGINS AT 9:00 A.M.

FOR MORE INFORMATION CONTACT:

TOMMIE BERGER – 785-524-6112 OR bergkwf@wtciweb.com.

4-H ARCHERY QUALIFIER WILL BEGIN AT 11:00 A.M.*

***CONTACT THE EXTENSION OFFICE FOR DETAILS**

LOANER COMPOUNDS AND RECURVES AVAILABLE!



LINCOLN COUNTY FAIR

DEMOLITION DERBY



ADMISSION

Ages 12 & under:	Free
Adults (13 & up):	\$10.00
Car & Driver Entry	\$50.00
Pit Passes:	\$25.00

Concessions available &
Lawn Chairs Welcome!

PIT OPENS @5:30 PM

For more information contact:
Nathan Pasek 785-658-5289

Ben Kratky 785-658-7710

TEAM DERBY

Payouts: \$3,000, \$1,500, \$750,
\$300 and \$150

SUPERSTOCK

Payouts: \$1,200, \$600 and \$200

COMPACT

Payouts: \$700, \$300 and \$100

Plus Added Money

NOVICE CLASS

(Open to Amateurs)

Saturday, July 22nd

7:30 P.M. FAIRGROUNDS - SYLVAN GROVE, KANSAS



181 Ag Supply



Sylvan Grove, Ks
785-420-7037



**FARM IMPLEMENT
& SUPPLY CO. INC.**

